

# POSITIVE LEARNING ENVIRONMENT

When children feel safe and secure in an Environment that promotes positivity, safety, warmth, care and trust they remember more. We use the language:

"You kept trying"

"You thought really hard about that"

Pre-Learning for children who need this extra support eg. EAL, creates positive starts to new learning and allowing access for all children. Vocabulary with pictures are sent home the week before allowing time for the child to discuss them in their home language.

## SONGS

Singing songs and rhymes helps to embed new learning for our children. Moving their bodies and adding actions supports multi-sensory learning and by continually revisiting songs and rhymes encourages retrieval and recall.

## FLOOR BOOKS

The children's new learning, photos, children's work and vocabulary are added to floor books which the children can access independently and with adults supporting in the classroom. This allows the children opportunities to revisit prior learning and staff to question and encourage recall and also address any misconceptions.

## BOOKS

The use of books is a vital part to introducing new vocabulary and putting these new words into context. We then re-read books to embed new learning allowing the children to join in using their own words and new vocabulary. We then expand on their speech to model the use of language and how they can develop it further.

# KNOW MORE REMEMBER MORE

LORDSGATE TOWNSHIP  
CE PRIMARY SCHOOL

## PROVISION

Ensuring the provision promotes active and meaningful learning in which to strengthen the memory. Role play, construction, games with rules, sensory learning with use of sand, water, clay. Play links new information to emotions and experience which strengthens the memory. Adding new learning to the provision allows children to practise it further and become confident and secure. By adding the phonics resources from our teaching session into the provision children will role play phonics sessions and continue to embed new learning.

## ENCOURAGE RECALL

We question the children to strengthen their memory using retrieval questions:  
"Tell me what happened first?"  
"What came next?"  
"Can you show me how?"

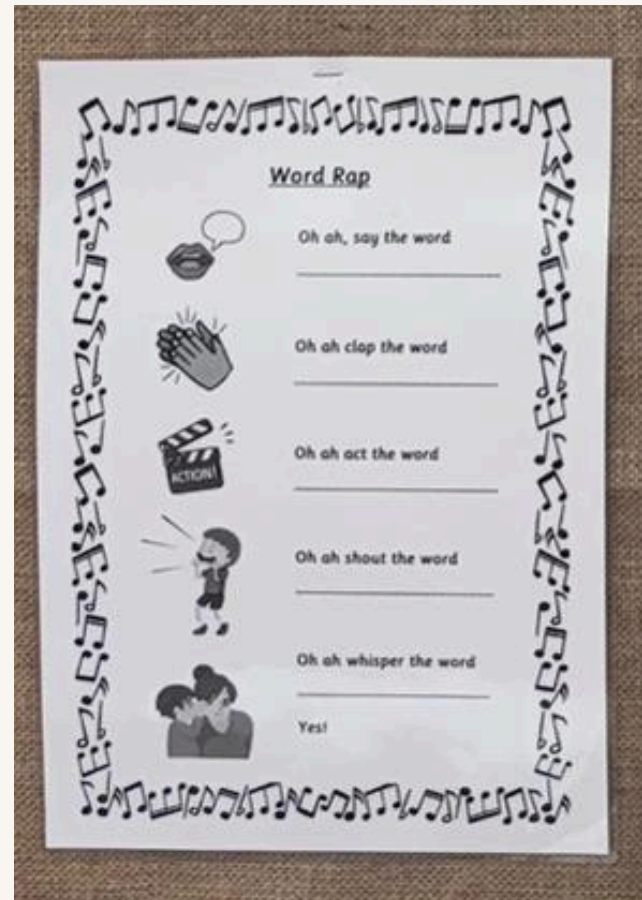
## VOCABULARY

Alongside the texts that we introduce we highlight vocabulary to be explored, used and learnt. We always use a picture alongside it with an action. This supports the child to remember it. This vocabulary is displayed in the classroom and revisited daily. This vocabulary is then moved to the floor book for children revisit.

## MULTI-SENSORY

Using the different senses when learning can encourage deeper and stronger memory. Say it, see it, touch it, move with it. By supporting all styles of learning will allow all children to have the opportunity to practise new learning and embed it. Eg. role playing a story and using new vocabulary. Counting while jumping. Forming letters in the sand.





Week beginning 09/10/2023

Please talk about what we will be learning next week in school. If Deni has spoken about the body and knows the vocabulary in his first language it will support him when learning these words in English. Thank you for your support.


New Learning – The Body

We will be learning about the names of the different body parts and how they move. We will also be looking at how we have a skeleton which helps hold our body up and protects our heart and other organs.


Book – Funnybones by Janet and Allan Ahlberg

Vocabulary	
The body:	The Skeleton:
Head	Skull
Arm	Bones
Hand	Ribs
Leg	
Foot	

ribs



hand



skull

