

1.1

Encouraging the child to respond when his/her name is called.

Call your child's name.

When your child looks at you praise them and smile for responding and looking at you.

Play peek a boo and say your child's name 'Peek a boo, Logan!'

Hide behind a blanket or cushion so your child must move the barrier to find you.



1.2

Relating two things together.

Being able to relate two things together demonstrates the beginnings of cause and effect.

Have ready a few easy to hold objects such as wooden spoons, pan lids, empty plastic bottles or stacking pots.

Encourage the child to hold an item in each hand and bang them together.

Respond with praise and join in.




1.3

Understanding that words, sounds and gestures are associated with everyday actions and things.

During daily routines watch to see what your child is interested in and say what they see!

If you are on a walk point to the dog and say 'dog'. As you eat a meal say what the child is eating e.g. 'banana'. Remember to be at their level and face to face so they can see and hear you.

At story time look at books together, point to the pictures and say the word.




1.4

Following the movement of an object and an adult's gaze.

Roll a ball or toy car across the floor. Watch to see if your child is following the object and give lots of praise if they are.

You could use a pull along toy or make a noisy one by filling a small plastic bottle with dry pasta and tying it to a length of string. Pull the object and encourage the child to follow it with their eyes.

Position toys around the room and encourage your child to follow your gaze as you look at them.



1.5

Beginning to understand language by using non-verbal clues.

When it is time to go out hold your child's coat or bag and tell them it is time to go out. If it is nappy time hold up a nappy and say 'nappy time'. Use objects for other routines in the day to help children understand situations even though they might not understand the words yet.




1.6

Learning to use gesture to get an adult to make the right response.

Babies will often raise their arms as a sign they want to be picked up. Encourage your child to do this by raising your own arms and saying 'up' or 'pick up'.


Begin to encourage your child to reach for objects that are in their line of sight. See if they get your attention to ask for help reaching them. Be patient and wait for a gesture before helping.



1.7

Copying actions and gestures


Encourage your child to wave 'hello' and 'goodbye'. Say the words and wave when someone arrives or leaves. Get down at your child's level so they can see what you are doing.



1.8

Learning to reach and point

Put a mobile or activity arch above the child and encourage them to reach for the toys. Encourage pointing by lying with the child and pointing and naming what they see. At tummy time place an object out of reach and encourage the child to point and reach for it.



1.9


Playing (with) and listening to different sounds.

As you play with your child make noises that relate to the activity.

If dolly is asleep, say 'shhh'.

'Choo, Choo', while playing with a toy train.

'Moo' when looking at a toy cow.



1a


Learning that objects still exist even when they can't be seen.

This is called object permanence.

When your child drops something, show them where the object has gone.

Roll a ball across a table. When it falls to the floor, show your child where it has gone.

Place a favourite toy under a blanket. Encourage your child to uncover it.




1b

Being a social play partner

Face your child and talk about what you are going to do today. Sing nursery rhymes and look at picture books together.

Sit together and play with a favourite toy.



1c

Taking turns

Introduce new sounds and actions to see if your child copies you.

Pull a face, stick out your tongue or make sounds with your lips. Give your child plenty of time to respond.

Play turn taking games e.g. roll a ball to each other, knock a tower down...

