

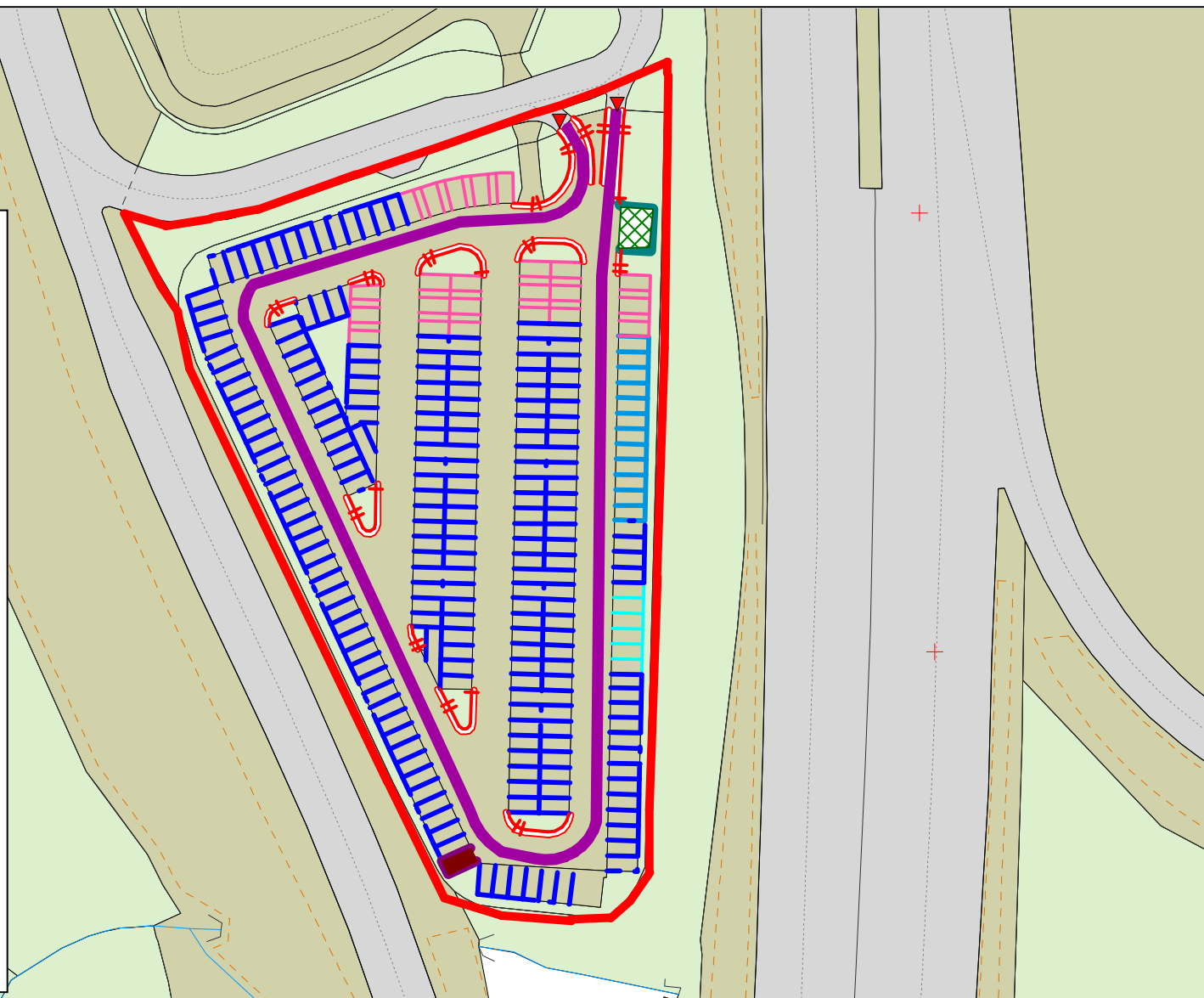


SCALE	1 : 1250
DATE	23/05/2025
DRAWING No.	P&R25-26(01)Nth
DRAWN BY	TJP
	Scale with care as distortion may occur

## Key to Restriction Types Displayed

- South Car Park Boundary
- - Pay & Display Parking
- EV Charging Pay & Display Bays
- EV Charging Points Max Stay 1 hour  
No Return within 2 hours
- Disabled Parking
-  Motor Cycle Parking Place
-  Authorised Works Vehicles Only
- No Waiting At Any Time
- = = No Loading/Unloading At Any Time
- ▼ Maximum Height 2.1 metres
- 7.5 tonnes weight restriction



SCALE	<b>1 : 1000</b>
DATE	<b>23/05/2025</b>
DRAWING No.	<b>P&amp;R25-26(01)Sth</b>
DRAWN BY	<b>TJP</b>
	Scale with care as distortion may occur