

Sch Numb er	DFES	School Name	Phase	Revenue open balance 1/04/24	Revenue in year movement 24/25	Revenue close balance 31/03/25	Revenue cfr income	NOR	Balan ce as a % of CFR Inco me	Balance per pupil
00133	7007	Bleasdale House	SPECIAL	£237,474.90	-£16,492.71	£220,982.19	£2,064,051.31	52	11%	£4,249.66
00134	7110	Royal Cross Primary	SPECIAL	£47,753.92	£50,537.57	£98,291.49	£1,102,837.42	31	9%	£3,170.69
00139	7109	Longridge Hillside	SPECIAL	-£178,237.14	£141,378.21	-£36,858.93	£3,330,161.77	99	-1%	-£372.31
01001	2017	Bowerham Community	PRIMARY	£296,582.73	-£79,651.90	£216,930.83	£2,870,583.39	418	8%	£518.97
01002	2019	Dallas Road Community	PRIMARY	£233,517.28	£35,876.51	£269,393.79	£2,485,330.58	389	11%	£692.53
01003	2024	Willow Lane Community	PRIMARY	£109,131.33	-£27,187.47	£81,943.86	£1,564,388.50	201	5%	£407.68
01005	3530	Christ Church CE	PRIMARY	£96,734.95	£41,505.75	£138,240.70	£1,385,126.08	199	10%	£694.68
01006	3531	Scotforth St Paul's CE	PRIMARY	£150,667.87	-£33,451.87	£117,216.00	£1,362,519.03	209	9%	£560.84
01009	3533	Skerton St Luke's CE	PRIMARY	£115,048.54	-£247.83	£114,800.71	£1,436,673.48	199	8%	£576.89
01010	3706	The Cathedral Catholic	PRIMARY	£170,247.98	-£21,791.13	£148,456.85	£1,433,909.62	203	10%	£731.31
01012	2021	Lancaster Ryelands	PRIMARY	£177,021.21	£7,976.24	£184,997.45	£3,017,044.79	333	6%	£555.55
01013	3520	Arkholme CE Primary	PRIMARY	£77,591.64	-£15,621.56	£61,970.08	£727,522.81	87	9%	£712.30
01014	3521	Caton St Paul's CE	PRIMARY	£79,911.28	£17,592.67	£97,503.95	£1,099,179.68	161	9%	£605.61
01015	2370	Moorside Primary	PRIMARY	£129,097.30	-£8,064.82	£121,032.48	£3,803,585.14	594	3%	£203.76
01016	3527	St Wilfrid's CE. Halton	PRIMARY	£131,971.39	£9,270.72	£141,242.11	£1,456,891.86	234	10%	£603.60
01017	3528	Hornby St Margaret's CE	PRIMARY	£56,266.10	£22,242.35	£78,508.45	£501,186.31	40	16%	£1,962.71
01018	2031	Nether Kellet Community	PRIMARY	£87,388.65	-£34,378.99	£53,009.66	£719,342.93	106	7%	£500.09
01019	3670	Ov Kell Wilson's Endowed	PRIMARY	-£8,534.50	£9,924.92	£1,390.42	£870,547.30	108	0%	£12.87
01020	3534	Leck St Peter's CE	PRIMARY	£71,516.31	£15,192.97	£86,709.28	£471,101.17	41	18%	£2,114.86
01021	3535	Melling St Wilfrid CE	PRIMARY	£51,825.54	-£10,700.21	£41,125.33	£397,643.01	24	10%	£1,713.56
01022	3082	Quernmore CE Primary	PRIMARY	£15,359.18	£2,799.79	£18,158.97	£693,403.73	94	3%	£193.18
01023	3084	Tatham Fells CE Primary	PRIMARY	£39,771.29	-£5,768.09	£34,003.20	£418,424.92	21	8%	£1,619.20
01024	3607	St Bernadette's Catholic	PRIMARY	£122,599.36	£3,849.29	£126,448.65	£1,273,939.36	204	10%	£619.85
01025	2653	Caton Community Primary	PRIMARY	£59,396.65	£28,730.11	£88,126.76	£745,309.27	75	12%	£1,175.02
01027	3017	Wray With Botton Endowed	PRIMARY	£70,460.43	-£15,853.64	£54,606.79	£551,384.68	61	10%	£895.19
01028	3519	Cfth Christ Church CE	PRIMARY	£19,514.77	£21,715.43	£41,230.20	£836,581.34	114	5%	£361.67
01029	3543	Slyne-With-Hest St Lukes	PRIMARY	£42,587.10	£8,120.86	£50,707.96	£1,381,443.09	200	4%	£253.54
01030	3518	Bolton-Le-Sands CE	PRIMARY	£124,542.71	-£8,958.53	£115,584.18	£1,760,360.97	294	7%	£393.14
01032	3168	Archbishop Hutton's	PRIMARY	£46,744.37	-£17,162.86	£29,581.51	£724,778.09	93	4%	£318.08
01034	3551	Yealand CE Primary	PRIMARY	£57,338.96	£9,069.65	£66,408.61	£391,728.32	29	17%	£2,289.95
01035	3542	Silverdale St John's CE	PRIMARY	£40,523.04	£18,183.27	£58,706.31	£604,753.12	53	10%	£1,107.67
01036	3546	Thurnham Glasson CE	PRIMARY	£15,812.54	£9,953.58	£25,766.12	£296,585.20	10	9%	£2,576.61
01038	3522	Cockerham Parochial CE	PRIMARY	£7,307.06	-£6,795.30	£511.76	£650,803.02	70	0%	£7.31
01039	3524	Dolphinholme CE Primary	PRIMARY	-£8,085.52	-£43,528.56	-£51,614.08	£833,839.65	80	-6%	-£645.18
01041	3525	Ellil St John CE	PRIMARY	£123,705.65	-£23,651.71	£100,053.94	£1,181,209.64	199	8%	£502.78
01042	3539	Abbeystead Cawthorn End	PRIMARY	£36,038.23	-£27,300.85	£8,737.38	£368,567.03	39	2%	£224.04
01044	2014	Camforth North Road	PRIMARY	£36,850.13	-£52,754.12	-£15,903.99	£751,407.30	84	-2%	-£189.33
01046	3538	Overton St Helen's CE	PRIMARY	£119,735.07	£18,299.05	£138,034.12	£1,120,019.98	166	12%	£831.53
01049	2576	Great Wood Primary	PRIMARY	£248,686.71	£8,800.61	£257,487.32	£2,597,447.60	413	10%	£623.46
01050	2425	Torrisholme Community	PRIMARY	£252,866.72	-£47,933.63	£204,933.09	£2,348,969.01	410	9%	£499.84
01051	2025	Morecambe Bay Community	PRIMARY	£201,112.30	-£129,089.70	£72,022.60	£2,422,356.76	252	3%	£285.80
01052	2029	West End Primary	PRIMARY	£169,072.83	-£38,730.11	£130,342.72	£1,421,196.24	184	9%	£708.38
01053	2028	Sandylands Community	PRIMARY	£273,074.67	£36,707.86	£309,782.53	£3,076,717.83	372	10%	£832.75
01054	2027	Lancaster Road Primary	PRIMARY	£280,862.80	-£116,863.04	£163,999.76	£3,970,895.63	519	4%	£315.99
01055	3537	Poulton-Le-Sands CE	PRIMARY	£4,926.92	-£11,438.77	-£6,511.85	£1,210,508.56	157	-1%	-£41.48
01056	3536	Heysham St Peter's CE	PRIMARY	£68,227.02	£29,125.74	£97,352.76	£1,446,852.79	238	7%	£409.05
01057	3707	St Mary's Catholic Morecambe	PRIMARY	£120,257.57	-£28,785.37	£91,472.20	£1,226,818.19	165	7%	£554.38
01058	2368	Trumacar Community	PRIMARY	£268,359.66	-£62,107.45	£206,252.21	£2,398,454.89	311	9%	£663.19
01059	3605	St Patrick's. Morecambe	PRIMARY	£108,538.73	-£6,458.10	£102,080.63	£1,395,823.36	209	7%	£488.42
01060	2827	Westgate Primary School	PRIMARY	£278,050.80	£24,907.30	£302,958.10	£3,772,544.73	529	8%	£572.70
01061	2831	Grosvenor Park Primary	PRIMARY	£143,600.53	£35,874.79	£179,475.32	£2,263,573.92	313	8%	£573.40
01062	2832	Mossgate Primary	PRIMARY	£148,814.41	-£4,970.74	£143,843.67	£1,492,647.81	206	10%	£698.27
01112	4717	Our Lady's Catholic High Lancast	SECONDARY	£457,803.24	-£407,736.08	£50,067.16	£8,432,780.82	904	1%	£55.38
01130	7034	Morecambe Road	SPECIAL	£297,898.99	-£152,577.49	£145,321.50	£5,350,038.36	220	3%	£660.55
01131	7097	The Loyne School	SPECIAL	£336,046.68	£55,956.77	£392,003.45	£3,999,523.10	91	10%	£4,307.73
01141	1100	Stepping Stones	SHORT STAY	£85,803.25	-£32,748.23	£53,055.02	£932,966.72	31	6%	£1,711.45
01149	1121	Chadwick Centre	SHORT STAY	£226,100.58	£33,041.78	£259,142.36	£2,257,770.77	96	11%	£2,699.40
01162	1049	Appletree Nursery	NURSERY	-£172,350.91	£70,765.85	-£101,585.06	£463,349.72	50	-22%	-£2,031.70
02001	2396	Carr Head Primary	PRIMARY	£116,180.84	£7,545.03	£123,725.87	£1,302,493.43	197	9%	£628.05
02002	2541	The Breck Primary	PRIMARY	£61,431.24	-£60,488.46	£942.78	£1,695,897.74	246	0%	£3.83
02003	2622	Carleton Green Community	PRIMARY	£63,277.24	-£49,072.55	£14,204.69	£1,995,232.82	305	1%	£46.57
02005	3570	St Chad's CE Primary	PRIMARY	£114,090.41	-£32,459.91	£81,630.50	£1,446,751.72	237	6%	£344.43
02006	3719	St John's. Poulton	PRIMARY	£17,426.66	-£989.84	£16,436.82	£1,184,359.15	205	1%	£80.18
02007	3571	Carleton St Hilda's CE	PRIMARY	£107,675.55	£29,026.87	£136,702.42	£1,313,320.63	210	10%	£650.96
02008	2822	Chaucer Community	PRIMARY	£88,521.06	-£7,028.50	£81,492.56	£2,356,248.74	244	3%	£333.99
02013	2527	Larkholme Primary	PRIMARY	£84,399.76	-£22,903.99	£61,495.77	£2,084,081.00	279	3%	£220.41

Sch Numb er	DFES	School Name	Phase	Revenue open balance 1/04/24	Revenue in year movement 24/25	Revenue close balance 31/03/25	Revenue cfr income	NOR	Balan ce as a % of CFR Inco me	Balance per pupil
02014	2404	Charles Saer Community	PRIMARY	£95,955.60	-£39,017.43	£56,938.17	£2,377,226.13	266	2%	£214.05
02016	2821	Shakespeare Primary	PRIMARY	£159,100.40	£53,700.12	£212,800.52	£2,827,763.47	415	8%	£512.77
02018	2836	Fleetwood Flakefleet	PRIMARY	£36,921.14	-£29,236.32	£7,684.82	£3,521,246.21	391	0%	£19.65
02019	3126	Carter's Charity Primary	PRIMARY	£42,855.42	-£12,715.65	£30,139.77	£1,188,343.09	171	3%	£176.26
02020	3572	Fleetwood's Charity CE	PRIMARY	£110,596.07	-£56,590.19	£54,005.88	£979,623.74	132	6%	£409.14
02022	3568	Pilling St John's CE	PRIMARY	£67,051.39	-£63,561.23	£3,490.16	£744,977.82	86	0%	£40.58
02024	3554	Great Eccleston Copp CE	PRIMARY	£72,876.13	-£27,176.79	£45,699.34	£1,224,283.16	169	4%	£270.41
02027	2045	Stalmine Primary	PRIMARY	£285,670.99	-£34,067.81	£251,603.18	£743,873.37	92	34%	£2,734.82
02030	2517	Stanah Primary	PRIMARY	£154,127.50	£15,806.05	£169,933.55	£2,342,267.64	368	7%	£461.78
02031	2492	Northfold Community	PRIMARY	£167,536.52	-£6,533.60	£161,002.92	£1,390,698.77	206	12%	£781.57
02033	3125	Baines Endowed Primary	PRIMARY	£53,223.17	£52,723.72	£105,946.89	£1,404,962.99	201	8%	£527.10
02035	2047	Thornton Primary	PRIMARY	£31,137.13	-£22,233.74	£8,903.39	£1,122,301.45	141	1%	£63.14
02036	2048	Royles Brook Primary	PRIMARY	£148,349.80	£21,271.94	£169,621.74	£1,866,610.09	298	9%	£569.20
02037	3016	Kirkland St Helen's CE	PRIMARY	-£54,520.89	-£21,049.51	-£75,570.40	£1,050,667.85	165	-7%	-£458.00
02038	2030	Nateby Primary	PRIMARY	-£214.94	£9,190.84	£8,975.90	£701,464.60	80	1%	£112.20
02039	2016	Forton Primary	PRIMARY	£59,469.48	£27,049.06	£86,518.54	£751,380.35	76	12%	£1,138.40
02040	3548	St Michael's-On-Wyre CE	PRIMARY	£12,411.88	£13,958.57	£26,370.45	£946,210.83	109	3%	£241.93
02042	3704	St Mary's. Cloughton	PRIMARY	£23,353.02	-£1,690.11	£21,662.91	£484,325.06	42	4%	£515.78
02043	3516	Bilsborrow John Cross CE	PRIMARY	£4,473.75	£10,384.77	£14,858.52	£665,568.22	71	2%	£209.27
02044	3515	Calder Vale St Johns CE	PRIMARY	£13,353.73	£29,987.86	£43,341.59	£680,694.84	32	6%	£1,354.42
02045	3529	Inskip St Peter's CE	PRIMARY	£31,694.76	-£10,776.08	£20,918.68	£551,182.25	61	4%	£342.93
02046	3526	Garstang St Thomas' CE	PRIMARY	£79,998.02	£61,699.49	£141,697.51	£1,673,949.43	216	8%	£656.01
02047	3550	Winmarleigh CE Primary	PRIMARY	£44,556.30	-£58,285.81	-£13,729.51	£314,398.57	19	-4%	-£722.61
02048	3668	Scorton CE Primary	PRIMARY	£14,803.16	-£15,265.63	-£462.47	£599,167.09	63	0%	-£7.34
02049	2530	Garstang Community	PRIMARY	£69,693.44	-£3,408.31	£66,285.13	£1,234,385.93	200	5%	£331.43
02050	3702	Ss Mary & Michael	PRIMARY	£26,323.68	-£80,988.21	-£54,664.53	£725,627.21	114	-8%	-£479.51
02051	3075	Staining CE Primary	PRIMARY	£60,998.92	£37,716.37	£98,715.29	£1,398,450.30	235	7%	£420.07
02052	2826	Manor Beach Primary	PRIMARY	£115,506.67	-£19,922.40	£95,584.27	£1,354,259.71	126	7%	£758.61
02101	4011	Millfield High	SECONDARY	£710,598.32	-£48,644.18	£661,954.14	£6,734,395.11	878	10%	£753.93
02103	5404	Baines School	SECONDARY	£551,369.26	-£87,782.48	£463,586.78	£7,055,062.68	767	7%	£604.42
02104	4628	Saint Aidan's CE	SECONDARY	£567,601.24	-£66,629.25	£500,971.99	£6,427,318.51	837	8%	£598.53
02105	4408	Fleetwood High	SECONDARY	£363,535.75	£9,821.63	£373,357.38	£9,577,093.40	1018	4%	£366.76
02106	4718	Cardinal Allen Catholic	SECONDARY	£764,390.69	-£56,864.38	£707,526.31	£6,573,199.59	801	11%	£883.30
02130	7040	Great Arley	SPECIAL	£266,224.03	-£9,790.86	£256,433.17	£2,793,567.08	107	9%	£2,396.57
02131	7100	Brookfield	SPECIAL	-£30,422.99	-£1,561.09	-£31,984.08	£3,281,121.10	82	-1%	-£390.05
02132	7102	Red Marsh	SPECIAL	£330,145.48	£104,396.79	£434,542.27	£3,597,191.79	107	12%	£4,061.14
02143	1117	McKee Centre	SHORT STAY	£253,934.78	-£22,452.97	£231,481.81	£2,719,822.55	90	9%	£2,572.02
04029	3575	Weeton St Michael's CE	PRIMARY	£63,676.81	-£14,386.20	£49,290.61	£557,311.48	51	9%	£966.48
04030	3573	Ribby W Wrea Endowed CE	PRIMARY	£83,641.16	-£58,670.30	£24,970.86	£1,034,188.66	144	2%	£173.41
04032	3553	Freckleton CE Primary	PRIMARY	£136,882.78	£24,995.76	£161,878.54	£1,305,041.62	191	12%	£847.53
04033	3574	Singleton CE Primary	PRIMARY	£165,406.85	-£9,078.18	£156,328.67	£684,831.43	107	8%	£526.44
04034	5200	Newton Bluecoat CE	PRIMARY	£111,064.68	-£51,369.34	£59,695.34	£1,330,810.03	190	4%	£314.19
04036	2446	Freckleton Strike Lane	PRIMARY	£43,124.70	-£26,230.80	£16,893.90	£1,214,316.46	171	1%	£98.79
04037	3557	Kirkham St Michael's CE	PRIMARY	£103,927.05	-£5,253.82	£98,673.23	£1,300,465.13	196	8%	£503.43
04039	2041	Kirkham & Wesham Primary	PRIMARY	£101,993.53	-£4,290.19	£97,703.34	£1,346,720.61	189	7%	£516.95
04041	3565	Medlar-With-Wesham CE	PRIMARY	£94,434.94	-£20,646.29	£73,788.65	£1,080,175.39	137	7%	£538.60
04042	3976	Treales CE Primary	PRIMARY	£55,747.95	-£28,641.70	£27,106.25	£608,085.96	62	4%	£437.20
04043	2406	Weeton Primary	PRIMARY	£168,002.95	-£68,683.95	£99,319.00	£1,407,000.71	186	7%	£533.97
04044	2426	Lytham St Annes Mayfield	PRIMARY	£158,912.92	-£49,710.13	£109,202.79	£1,691,571.71	230	6%	£474.79
04045	2497	Lytham St Annes Clifton	PRIMARY	-£129,482.58	£52,968.69	-£76,513.89	£1,439,827.34	212	-5%	-£360.91
04046	2042	Lytham St Annes Ansdell	PRIMARY	£123,400.26	£37,523.27	£160,923.53	£1,565,801.69	222	10%	£724.88
04047	3814	Heyhouses Endowed CE	PRIMARY	£30,155.62	£641.27	£30,796.89	£3,912,984.04	599	1%	£51.41
04048	3715	Our Lady Star Of The Sea	PRIMARY	£146,352.62	-£56,085.34	£90,267.28	£1,408,822.28	209	6%	£431.90
04049	3562	Lytham CE Primary	PRIMARY	£48,554.35	-£2,254.87	£46,299.48	£1,410,470.49	184	3%	£251.63
04050	3716	St Peter's Catholic	PRIMARY	£41,846.54	£13,306.64	£55,153.18	£1,407,729.76	199	4%	£277.15
04051	3564	St Thomas' CE Primary	PRIMARY	£120,319.29	-£60,602.92	£59,716.37	£1,277,553.85	193	5%	£309.41
04052	2615	Lytham Hall Park	PRIMARY	£260,792.38	£13,395.28	£274,187.66	£2,604,600.73	392	11%	£699.46
04116	4627	St Bede's Catholic High Lytham	SECONDARY	£124,506.43	-£2,183.02	£122,323.41	£5,957,879.91	827	2%	£147.91
04133	7076	Kirkham Pear Tree	SPECIAL	£158,949.78	£218,949.78	£377,900.56	£4,067,047.77	94	9%	£4,020.22
06002	2185	Brookfield Community	PRIMARY	£141,214.29	-£83,126.54	£58,087.75	£1,454,073.06	199	4%	£291.90
06005	2188	Eldon Primary	PRIMARY	£215,868.52	-£27,865.66	£188,002.86	£1,643,161.90	210	11%	£895.25
06007	3639	English Martyrs Catholic	PRIMARY	£45,016.62	-£277.35	£44,739.27	£1,555,077.86	210	3%	£213.04
06008	2189	Brockholes Wood Primary	PRIMARY	£176,581.11	-£9,514.91	£167,066.20	£1,586,060.37	182	11%	£917.95
06009	2190	Frenthwood Community	PRIMARY	£169,405.51	-£56,493.71	£112,911.80	£2,166,080.39	325	5%	£347.42
06010	2191	Preston Grange Primary	PRIMARY	£122,662.95	£43,694.20	£166,357.15	£1,459,521.97	182	11%	£914.05
06011	2192	Greenlands Community	PRIMARY	£122,201.79	-£33,466.99	£88,734.80	£1,423,611.81	196	6%	£452.73

Sch Numb er	DFES	School Name	Phase	Revenue open balance 1/04/24	Revenue in year movement 24/25	Revenue close balance 31/03/25	Revenue cfr income	NOR	Balan ce as a % of CFR Inco me	Balance per pupil
06012	2193	Holme Slack Community	PRIMARY	£69,711.08	-£22,130.37	£47,580.71	£1,706,372.88	205	3%	£232.10
06013	3653	Holy Family Catholic	PRIMARY	£146,177.38	£8,806.28	£154,983.66	£1,313,773.30	173	12%	£895.86
06014	2200	Ingol Primary	PRIMARY	£125,427.73	£55,258.66	£180,686.39	£1,661,573.30	202	11%	£894.49
06016	2196	Moor Nook Community	PRIMARY	£106,311.90	-£52,874.22	£53,437.68	£1,602,331.60	181	3%	£295.24
06019	2195	Ribbleton Avenue Infant	PRIMARY	£191,039.26	-£84,877.32	£106,161.94	£1,685,801.20	207	6%	£512.86
06020	3001	Ribbleton Ave Meth Jnr	PRIMARY	£200,702.00	£26,680.83	£227,382.83	£2,064,309.04	273	11%	£832.90
06021	2197	The Roebuck	PRIMARY	£176,539.14	£21,948.91	£198,488.05	£2,404,844.16	315	8%	£630.12
06023	3634	St Andrew's CE	PRIMARY	£152,013.20	-£5,930.20	£146,083.00	£2,490,425.50	420	6%	£347.82
06026	3646	St Gregory's Catholic	PRIMARY	£130,865.58	-£44,827.76	£86,037.82	£1,426,025.29	206	6%	£417.66
06027	3647	St Ignatius Catholic	PRIMARY	£142,921.85	£30,141.52	£173,063.37	£1,462,080.01	193	12%	£896.70
06029	3645	St Maria Goretti	PRIMARY	£141,058.99	-£19,101.78	£121,957.21	£1,468,558.77	203	8%	£600.77
06031	3009	St Stephens CE	PRIMARY	£81,592.68	£124,752.54	£206,345.22	£2,318,806.77	311	9%	£663.49
06033	2198	Ashton Primary	PRIMARY	£156,907.29	£16,975.77	£173,883.06	£1,514,215.60	199	11%	£873.78
06035	2704	Preston Fishwick Primary	PRIMARY	£117,105.06	-£13,614.07	£103,490.99	£1,606,916.52	119	6%	£869.67
06037	2054	Lea Community Primary	PRIMARY	£214,674.33	-£145,695.31	£68,979.02	£1,975,772.55	265	3%	£260.30
06038	3582	Lea Neeld's Endowed CE	PRIMARY	£49,013.36	-£7,277.33	£41,736.03	£975,851.63	141	4%	£296.00
06039	3726	Lea St Mary's Catholic	PRIMARY	£84,108.19	£26,590.73	£110,698.92	£806,342.87	108	14%	£1,024.99
06040	2062	Catforth Primary	PRIMARY	£41,039.37	£39,076.05	£80,115.42	£809,511.99	91	10%	£880.39
06041	2818	Sherwood Primary	PRIMARY	£201,812.95	-£42,240.28	£159,572.67	£2,643,873.18	425	6%	£375.47
06042	2838	Cottam Primary	PRIMARY	£67,077.33	-£27,015.16	£40,062.17	£1,625,915.99	281	2%	£142.57
06043	3597	Woodplumpton St Annes CE	PRIMARY	£54,491.84	-£2,198.74	£52,293.10	£673,840.12	105	8%	£498.03
06044	3578	Broughton CE Primary	PRIMARY	£28,215.11	£32,851.36	£61,066.47	£2,057,346.15	313	3%	£195.10
06046	3577	Barton St Lawrence CE	PRIMARY	£103,588.32	£10,156.76	£113,745.08	£1,125,862.43	192	10%	£592.42
06047	3339	St Marys & St Andrews	PRIMARY	£76,308.70	£3,699.72	£80,008.42	£867,884.36	129	9%	£620.22
06048	3579	Oliverson's CE Primary	PRIMARY	£82,635.89	£30,954.06	£113,589.95	£1,430,048.98	203	8%	£559.56
06049	3725	St Francis Catholic	PRIMARY	£12,875.01	£17,115.91	£29,990.92	£875,700.80	105	3%	£285.63
06050	2053	Goosnargh Whitechapel	PRIMARY	£87,969.03	£6,361.59	£94,330.62	£750,239.82	102	13%	£924.81
06051	3580	Grimsargh St Michael's	PRIMARY	£85,372.01	£14,918.06	£100,290.07	£1,274,417.92	213	8%	£470.85
06053	3949	St Anthony's Catholic	PRIMARY	£62,323.58	£50,630.32	£112,953.90	£1,995,109.06	315	6%	£358.58
06055	2052	Kennington Primary	PRIMARY	£154,900.10	-£14,257.06	£140,643.04	£1,567,760.71	245	9%	£574.05
06056	3301	Fulwood St Peter's CE	PRIMARY	£81,246.29	-£7,881.97	£73,364.32	£1,440,057.55	217	5%	£338.08
06057	2050	Fulwood & Cadley Primary	PRIMARY	£87,598.58	£30,102.32	£117,700.90	£1,998,394.34	319	6%	£368.97
06058	2051	Harris Primary	PRIMARY	£29,484.59	£39,091.49	£68,576.08	£1,520,864.29	221	5%	£310.30
06060	2509	Queen's Drive Primary	PRIMARY	£275,454.83	-£53,412.51	£222,042.32	£2,637,983.79	435	8%	£510.44
06062	2703	Pool House Community	PRIMARY	£115,083.38	-£9,210.68	£105,872.70	£1,446,760.18	176	7%	£601.55
06064	3129	Brabin's Endowed	PRIMARY	£74,830.89	£31,715.87	£106,546.76	£852,786.27	85	12%	£1,253.49
06065	3743	St Mary's. Chipping	PRIMARY	£60,371.45	£2,628.56	£63,000.01	£510,500.80	46	12%	£1,369.57
06067	3583	Longridge CE Primary	PRIMARY	£109,420.03	£36,316.01	£145,736.04	£1,247,317.33	192	12%	£759.04
06069	3728	St Wilfrid's. Longridge	PRIMARY	£132,023.90	£50,481.82	£182,505.72	£1,511,793.39	194	12%	£940.75
06070	3589	Ribchester St Wilfrid's	PRIMARY	£83,915.58	£2,258.67	£86,174.25	£707,129.92	88	12%	£979.25
06071	2833	Longsands Community	PRIMARY	-£2,864.42	-£16,481.45	-£19,345.87	£1,319,007.46	213	-1%	-£90.83
06103	4232	Broughton High	SECONDARY	£625,411.14	£62,491.42	£687,902.56	£6,974,723.60	925	10%	£743.68
06104	4000	Ashton Science College	SECONDARY	£844,985.25	£43,056.74	£888,041.99	£8,297,786.49	874	11%	£1,016.07
06105	4410	Moor Park High	SECONDARY	£545,801.12	£72,131.59	£617,932.71	£5,595,023.80	563	11%	£1,097.57
06112	5405	Archbishop Temple CE	SECONDARY	£98,798.34	£16,013.66	£114,812.00	£5,739,205.71	831	2%	£138.16
06116	4721	St Cecilia's RC High	SECONDARY	£484,599.14	£2,138.23	£486,737.37	£4,473,283.94	580	11%	£839.20
06118	4606	Our Lady's Catholic High Preston	SECONDARY	£693,944.24	-£78,725.99	£615,218.25	£6,732,662.63	908	9%	£677.55
06121	4609	Corpus Christi College	SECONDARY	£285,487.06	£167,385.07	£452,872.13	£6,640,553.50	812	7%	£557.72
06122	4001	Preston Muslim Girls'	SECONDARY	£871,332.75	-£321,612.72	£549,720.03	£5,163,981.82	608	11%	£904.14
06131	7014	Moorbrook	SPECIAL	£44,824.89	£27,230.53	£72,055.42	£2,507,672.39	73	3%	£987.06
06134	7119	Acorns	SPECIAL	£271,107.87	£18,418.81	£289,526.68	£2,603,072.45	90	11%	£3,216.96
06135	7118	Sir Tom Finney	SPECIAL	£540,285.78	£228,778.62	£769,064.40	£6,014,232.89	155	13%	£4,961.71
06141	1109	Larches House	SHORT STAY	£293,217.48	£42,137.18	£335,354.66	£3,141,773.80	113	11%	£2,967.74
06160	1021	Stoneygate Nursery	NURSERY	-£35,955.05	£25,973.91	-£9,981.14	£435,530.86	47	-2%	-£212.36
06604	2187	Deepdale Infants	PRIMARY	£266,961.44	£6,615.36	£273,576.80	£4,269,286.30	644	6%	£424.81
07001	2842	Cuerden Church	PRIMARY	£44,328.40	£49,838.63	£94,167.03	£1,330,599.69	196	7%	£480.44
07004	3736	Our Lady & St Gerards RC	PRIMARY	£200,313.81	-£27,440.00	£172,873.81	£2,079,939.31	314	8%	£550.55
07005	3127	Higher Walton CE Primary	PRIMARY	-£39,150.20	£21,053.55	-£18,096.65	£913,997.45	92	-2%	-£196.70
07006	3738	St Patrick's RC Primary	PRIMARY	£131,399.10	-£75,243.77	£56,155.33	£1,193,995.51	184	5%	£305.19
07007	3085	St Aidan's CE Primary	PRIMARY	£58,032.42	-£48,279.77	£9,752.65	£1,029,970.44	115	1%	£84.81
07008	3596	St Leonard's CE Primary	PRIMARY	£92,941.77	£46,878.18	£139,819.95	£1,600,528.91	241	9%	£580.17
07009	2060	Lostock Hall Community	PRIMARY	£223,259.37	-£15,114.50	£208,144.87	£2,457,437.34	400	8%	£520.36
07012	2437	Walton-Le-Dale Community	PRIMARY	£210,266.76	£86,279.03	£296,545.79	£2,782,535.61	415	11%	£714.57
07013	2637	Coupe Green Primary	PRIMARY	£39,142.52	-£25,017.84	£14,124.68	£1,082,878.20	139	1%	£101.62
07014	3981	St Mary & Benedict's RC	PRIMARY	£113,389.72	-£6,757.35	£106,632.37	£1,833,822.65	266	6%	£400.87
07015	3025	St Andrew's CE Infant	PRIMARY	£140,066.51	-£20,461.68	£119,604.83	£1,201,485.21	138	10%	£866.70

Sch Numb er	DFES	School Name	Phase	Revenue open balance 1/04/24	Revenue in year movement 24/25	Revenue close balance 31/03/25	Revenue cfr income	NOR	Balan ce as a % of CFR Inco me	Balance per pupil
07017	3411	Leyland St James CE	PRIMARY	£115,316.66	-£61,119.52	£54,197.14	£1,376,435.05	202	4%	£268.30
07018	3793	St Mary's RC. Leyland	PRIMARY	£64,528.89	£8,497.87	£73,026.76	£1,645,020.92	202	4%	£361.52
07019	2150	Woodlea Junior	PRIMARY	£112,665.32	£42,993.35	£155,658.67	£1,694,062.44	223	9%	£698.02
07020	2554	Lever House Primary	PRIMARY	£183,406.39	£4,888.06	£188,294.45	£1,974,469.12	304	10%	£619.39
07021	3608	St Catherine's Catholic	PRIMARY	£144,456.48	-£3,853.18	£140,603.30	£1,410,410.04	212	10%	£663.22
07022	3600	St Anne's Catholic	PRIMARY	£144,047.37	£8,988.07	£153,035.44	£1,383,653.99	192	11%	£797.06
07025	2427	Seven Stars Primary	PRIMARY	£50,475.24	-£8,760.20	£41,715.04	£2,074,608.22	204	2%	£204.49
07026	2814	Moss Side Primary	PRIMARY	£156,582.11	-£12,235.66	£144,346.45	£1,640,492.13	243	9%	£594.02
07028	3666	Farington St Paul's CE	PRIMARY	£72,883.41	£29,038.23	£101,921.64	£1,236,128.91	194	8%	£525.37
07030	2830	Longton Primary	PRIMARY	£71,999.29	£62,011.92	£134,011.21	£1,360,991.60	203	10%	£660.15
07032	3729	St Oswald's. Longton	PRIMARY	£130,778.44	£9,011.93	£139,790.37	£1,428,827.72	250	10%	£559.16
07033	3585	New Longton All Saints'	PRIMARY	£116,132.95	£29,072.34	£145,205.29	£1,373,460.29	215	11%	£675.37
07036	3586	Hoole St Michael CE	PRIMARY	£43,185.88	-£13,886.69	£29,299.19	£648,190.69	85	5%	£344.70
07037	2055	Little Hoole Primary	PRIMARY	£122,211.89	-£55,779.32	£66,432.57	£1,168,829.64	190	6%	£349.65
07039	3018	Cop Lane CE Primary	PRIMARY	-£6,967.45	-£27,381.58	-£34,349.03	£1,239,625.42	207	-3%	-£165.94
07040	3089	Middleforth CE Primary	PRIMARY	£146,101.37	£2,168.12	£148,269.49	£1,459,906.98	209	10%	£709.42
07041	3019	Howick CE Primary	PRIMARY	£86,324.46	£5,918.73	£92,243.19	£772,873.63	106	12%	£870.22
07042	3730	St Mary Magdalen's	PRIMARY	£31,964.81	-£18,929.25	£13,035.56	£1,323,899.63	191	1%	£68.25
07043	2058	Penwortham Primary	PRIMARY	£6,397.69	£57,421.71	£63,819.40	£1,262,002.96	190	5%	£335.89
07044	2514	Whitefield Primary	PRIMARY	£233,016.43	-£15,746.09	£217,270.34	£2,149,437.06	348	10%	£624.34
07045	3953	St Teresa's. Penwortham	PRIMARY	£123,632.39	-£14,334.61	£109,297.78	£1,532,614.03	278	7%	£393.16
07046	2405	Kingsfold Primary	PRIMARY	£116,550.96	£15,750.90	£132,301.86	£1,043,693.24	99	13%	£1,336.38
07047	2815	Penwortham Broad Oak	PRIMARY	£131,341.90	£18,533.34	£149,875.24	£1,361,684.79	208	11%	£720.55
07051	3590	Samlesbury CE	PRIMARY	£64,631.61	£10,878.04	£75,509.65	£615,569.57	65	12%	£1,161.69
07101	4500	Balshaws CE High	SECONDARY	£561,406.95	-£106,286.25	£455,120.70	£6,463,045.73	932	7%	£488.33
07102	5407	St Marys RC Tech College	SECONDARY	£466,045.69	£55,491.26	£521,536.95	£6,186,266.44	820	8%	£636.02
07105	4623	Brownedge St Mary's High	SECONDARY	£366,715.99	£51,306.42	£418,022.41	£5,857,912.08	767	7%	£545.01
07106	4741	All Hallows High	SECONDARY	£452,416.46	£101,341.56	£553,758.02	£6,526,886.17	912	8%	£607.19
07109	4685	Hutton CE Grammar	SECONDARY	£443,932.82	-£363,314.65	£80,618.17	£6,165,326.86	686	1%	£117.52
07111	4332	Penwortham Girls' High	SECONDARY	£448,682.81	£125,537.51	£574,220.32	£6,223,156.06	801	9%	£716.88
07130	7049	Lostock Hall Moor Hey	SPECIAL	£412,841.60	£269,913.44	£682,755.04	£4,647,046.25	168	15%	£4,064.02
07131	7098	The Coppice School	SPECIAL	£238,294.71	-£10,796.60	£227,498.11	£2,203,351.64	47	10%	£4,840.39
07141	1103	Golden Hill	SHORT STAY	£151,046.43	-£76,430.70	£74,615.73	£1,335,565.42	50	6%	£1,492.31
08001	3078	Burs Bridge.St John's CE	PRIMARY	£8,248.66	£26,844.87	£35,093.53	£1,080,671.78	148	3%	£237.12
08002	3146	Burs Bridge Methodist	PRIMARY	£71,961.86	-£54,651.06	£17,310.80	£405,006.02	42	4%	£412.16
08003	3800	St John's Burscough	PRIMARY	£30,482.65	-£29,927.67	£554.98	£683,136.15	90	0%	£6.17
08004	3029	Lathom Park CE Primary	PRIMARY	£26,240.48	£35,701.29	£61,941.77	£706,006.05	52	9%	£1,191.19
08005	3426	Newburgh CE Primary	PRIMARY	£76,855.72	-£50,905.63	£25,950.09	£790,703.06	108	3%	£240.28
08006	3080	Lathom St James' CE	PRIMARY	£22,471.76	£23,724.98	£46,196.74	£686,860.08	83	7%	£556.59
08007	3424	Lordsgate Township CE	PRIMARY	£115,846.50	-£10,477.69	£105,368.81	£1,063,425.73	175	10%	£602.11
08009	2597	Ormskirk Asmall Primary	PRIMARY	£65,518.86	£39,130.54	£104,649.40	£1,081,112.28	146	10%	£716.78
08011	3031	Ormskirk CE Primary	PRIMARY	£36,871.90	-£28,184.06	£8,687.84	£2,912,004.10	401	0%	£21.67
08012	3801	Ormskirk St Anne's	PRIMARY	£221,608.11	£35,787.57	£257,395.68	£2,428,828.13	366	11%	£703.27
08014	2415	Ormskirk West End	PRIMARY	£50,514.71	£4,595.84	£55,110.55	£990,366.02	114	6%	£483.43
08016	2695	Burscough Village	PRIMARY	£71,565.44	-£17,543.27	£54,022.17	£1,434,909.91	184	4%	£293.60
08018	3087	Bickerstaffe CE	PRIMARY	£109,446.56	£17,773.75	£127,220.31	£919,101.98	100	14%	£1,272.20
08019	2443	Aughton Town Green	PRIMARY	£59,854.28	£32,139.13	£91,993.41	£1,863,645.97	314	5%	£292.97
08020	3026	Christ Church CE Primary	PRIMARY	£77,882.20	£5,909.39	£83,791.59	£1,149,660.80	200	7%	£418.96
08021	3108	Aughton St Michael's CE	PRIMARY	£106,967.40	-£13,869.74	£93,097.66	£1,241,448.37	193	7%	£482.37
08022	5206	Rufford CE Primary	PRIMARY	£80,241.12	£9,543.66	£89,784.78	£945,943.85	124	9%	£724.07
08023	3147	Holmeswood Methodist	PRIMARY	£17,881.37	-£18,962.94	-£1,081.57	£540,123.65	44	0%	-£24.58
08024	3185	Richard Durnings Endowed	PRIMARY	-£6,584.95	-£5,557.21	-£12,142.16	£637,456.01	78	-2%	-£155.67
08025	3419	Haskayne CE Primary	PRIMARY	£13,158.84	-£14,580.58	-£1,421.74	£441,374.61	15	0%	-£94.78
08026	3420	Halsall St Cuthbert's CE	PRIMARY	£29,187.39	-£18,182.22	£11,005.17	£1,078,096.54	176	1%	£62.53
08027	3191	Scarisbrick St Mark's CE	PRIMARY	£16,362.54	£4,055.25	£20,417.79	£460,400.92	49	4%	£416.69
08028	3803	Scarisbrick St Mary's	PRIMARY	-£44,636.08	£82,596.43	£37,960.35	£793,187.84	73	5%	£520.00
08031	3804	St Richards. Skelmersdale	PRIMARY	£167,961.62	£34,000.19	£201,961.81	£1,609,404.43	205	13%	£985.18
08033	2656	Holland Moor Primary	PRIMARY	£157,910.51	£66,931.35	£224,841.86	£2,847,467.38	367	8%	£612.65
08034	2696	Cobbs Brow	PRIMARY	£89,961.67	£1,102.85	£91,064.52	£1,991,089.90	257	5%	£354.34
08036	3614	St James'. Skelmersdale	PRIMARY	£81,709.18	£21,766.06	£103,475.24	£1,449,984.61	183	7%	£565.44
08038	3179	Skelmersdale Trinity	PRIMARY	£149,799.77	£26,447.42	£176,247.19	£1,819,398.66	202	10%	£872.51
08040	2705	Crow Orchard Primary	PRIMARY	£19,695.77	£14,238.02	£33,933.79	£926,795.97	110	4%	£308.49
08043	2525	Little Digmaor Primary	PRIMARY	£72,951.47	-£40,413.99	£32,537.48	£1,124,332.26	130	3%	£250.29
08046	2526	Hillside Community	PRIMARY	£165,785.58	-£46,422.71	£119,362.87	£1,461,422.00	146	8%	£817.55
08050	3618	St Edmunds. Skelmersdale	PRIMARY	£21,617.49	£44,111.14	£65,728.63	£821,646.57	69	8%	£952.59
08051	3610	St John's. Skelmersdale	PRIMARY	£80,027.58	-£34,512.58	£45,515.00	£1,498,138.20	164	3%	£277.53

Sch Numb er	DFES	School Name	Phase	Revenue open balance 1/04/24	Revenue in year movement 24/25	Revenue close balance 31/03/25	Revenue cfr income	NOR	Balan ce as a % of CFR Inco me	Balance per pupil
08054	2552	Delph Side Community	PRIMARY	£13,754.47	£29,723.80	£43,478.27	£2,026,875.76	207	2%	£210.04
08060	3833	St Teresa's. Up Holland	PRIMARY	£146,065.16	-£27,194.98	£118,870.18	£1,357,142.40	191	9%	£622.36
08061	3459	Up Holland Roby Mill CE	PRIMARY	£64,675.49	-£8,272.78	£56,402.71	£355,375.09	21	16%	£2,685.84
08062	3457	St Thomas The Martyr CE	PRIMARY	£98,703.27	£22,758.22	£121,461.49	£1,410,705.42	185	9%	£656.55
08063	2183	Crawford Village Primary	PRIMARY	£33,171.52	£14,538.70	£47,710.22	£677,970.18	72	7%	£662.64
08064	2184	Wrightington Mossy Lea	PRIMARY	£5,165.59	£330.50	£5,496.09	£290,307.26	21	2%	£261.72
08067	3834	St Josephs. Wrightington	PRIMARY	£28,093.61	-£2,034.35	£26,059.26	£672,579.59	76	4%	£342.89
08069	3831	Our Lady & All Saints RC	PRIMARY	£3,545.79	£9,013.15	£12,558.94	£827,457.62	108	2%	£116.29
08070	3448	Dalton St Michael's CE	PRIMARY	£27,968.53	-£2,377.65	£25,590.88	£627,060.65	64	4%	£399.86
08071	2059	Tarleton Community	PRIMARY	£86,112.33	£29,466.23	£115,578.56	£1,506,491.34	206	8%	£561.06
08072	3592	Tarleton Mere Brow CE	PRIMARY	£24,084.39	-£10,178.75	£13,905.64	£604,955.88	57	2%	£243.96
08073	3591	Tarleton Holy Trinity CE	PRIMARY	£55,967.70	-£30,106.07	£25,861.63	£1,238,233.92	203	2%	£127.40
08076	3169	Banks Methodist Primary	PRIMARY	£35,548.43	£21,164.32	£56,712.75	£650,708.75	62	9%	£914.72
08077	3098	Banks St Stephen's CE	PRIMARY	£47,384.24	£56,519.45	£103,903.69	£1,300,079.39	174	8%	£597.15
08078	3995	Brookfield Park	PRIMARY	£72,502.42	£48,722.12	£121,224.54	£1,323,996.70	135	9%	£897.96
08079	3996	Woodland	PRIMARY	£148,114.45	£1,614.51	£149,728.96	£2,775,710.16	319	5%	£469.37
08080	3998	St Francis Of Assisi	PRIMARY	£130,519.81	-£65,598.91	£64,920.90	£1,455,893.46	132	4%	£491.82
08103	4631	St Bede's Catholic High Ormskirk	SECONDARY	£333,109.54	-£134,871.62	£198,237.92	£5,211,713.92	708	4%	£280.00
08113	4411	Lathom High	SECONDARY	£415,923.11	£303,204.29	£719,127.40	£6,810,897.36	802	11%	£896.67
08114	4621	Our Lady Queen Of Peace	SECONDARY	£505,220.24	£109,398.68	£614,618.92	£7,472,304.85	852	8%	£721.38
08135	7104	Hope High School	SPECIAL	-£13,315.59	£2,913.75	-£10,401.84	£3,237,191.13	113	0%	-£92.05
08136	7117	Kingsbury Primary	SPECIAL	£337,001.10	£14,960.89	£351,961.99	£4,440,752.14	133	8%	£2,646.33
08137	7116	West Lancs Comm High	SPECIAL	£272,781.77	£127,302.98	£400,084.75	£4,177,506.32	101	10%	£3,961.24
08138	7120	Elm Tree	SPECIAL	£515,526.98	-£39,774.11	£475,752.87	£6,033,901.15	151	8%	£3,150.68
08147	1118	The Acorns	SHORT STAY	-£19,598.58	£85,592.57	£65,993.99	£2,252,447.18	86	3%	£767.37
08160	1018	Moorgate Nursery	NURSERY	-£48,174.43	£14,993.39	-£33,181.04	£281,866.08	23	-12%	-£1,442.65
09001	3389	Chorley All Saints' CE	PRIMARY	£81,342.58	-£13,094.76	£68,247.82	£1,580,410.87	175	4%	£389.99
09002	2835	Duke Street Primary	PRIMARY	£239,378.28	£32,174.68	£271,552.96	£2,376,808.43	320	11%	£848.60
09005	3390	St Laurence CE Primary	PRIMARY	£181,893.44	-£54,949.21	£126,944.23	£1,386,822.94	208	9%	£610.31
09006	3783	Sacred Heart. Chorley	PRIMARY	£101,853.96	£5,096.31	£106,950.27	£1,354,722.11	177	8%	£604.24
09007	3393	St George's CE Primary	PRIMARY	£67,259.11	£19,930.08	£87,189.19	£2,041,099.26	314	4%	£277.67
09008	3397	Chorley St James' CE	PRIMARY	£119,265.66	-£9,369.78	£109,895.88	£1,568,252.60	208	7%	£528.35
09009	3785	St Josephs. Chorley	PRIMARY	-£77,610.37	£38,580.00	-£39,030.37	£1,615,897.59	212	-2%	-£184.11
09011	3786	St Mary's. Chorley	PRIMARY	£75,028.59	£12,502.04	£87,530.63	£1,422,421.77	202	6%	£433.32
09012	5201	Chorley St Peter's CE	PRIMARY	£185,786.68	£48,361.98	£234,148.66	£2,087,557.63	295	11%	£793.72
09014	3789	St Gregory's. Chorley	PRIMARY	£89,923.86	-£28,918.65	£61,005.21	£1,334,625.71	205	5%	£297.59
09015	2146	Buckshaw Primary	PRIMARY	£30,793.45	£5,528.68	£36,322.13	£1,698,079.31	197	2%	£184.38
09019	3481	Rivington Primary	PRIMARY	£24,082.92	£9,396.38	£33,479.30	£816,003.54	99	4%	£338.17
09022	2698	Adlington Primary	PRIMARY	£71,935.89	-£6,867.30	£65,068.59	£925,125.08	131	7%	£496.71
09023	3796	St Joseph's Withnell	PRIMARY	£548.32	£20,311.85	£20,860.17	£735,886.21	99	3%	£210.71
09024	2684	Lancaster Lane Community	PRIMARY	£184,872.83	-£28,967.47	£155,905.36	£1,500,286.27	207	10%	£753.17
09025	2636	Manor Road Primary	PRIMARY	£140,628.24	-£16,485.77	£124,142.47	£1,679,970.50	250	7%	£496.57
09026	2817	Westwood Primary	PRIMARY	£78,670.86	-£8,181.77	£70,489.09	£1,186,767.46	162	6%	£435.12
09027	3781	Anderton St Joseph's	PRIMARY	£138,935.86	-£99,364.84	£39,571.02	£1,089,659.75	178	4%	£222.31
09028	2140	Anderton Primary	PRIMARY	£30,818.44	£15,552.92	£46,371.36	£1,294,441.94	187	4%	£247.98
09029	3386	Bretherton Endowed CE	PRIMARY	£46,102.32	£9,080.15	£55,182.47	£779,018.53	107	7%	£515.72
09030	3387	Brindle St James' CE	PRIMARY	£47,837.25	-£8,018.63	£39,818.62	£611,602.97	69	7%	£577.08
09032	3782	St Joseph's. Brindle	PRIMARY	£3,309.97	£33,411.12	£36,721.09	£624,441.50	87	6%	£422.08
09033	3388	Charnock Richard CE	PRIMARY	£82,927.05	£17,068.94	£99,995.99	£1,215,288.24	196	8%	£510.18
09034	3790	St Bede's. Clayton Green	PRIMARY	£154,379.22	£22,063.09	£176,442.31	£1,408,294.85	184	13%	£958.93
09035	3401	Clayton-Le-Woods CE	PRIMARY	-£21,967.52	-£7,153.15	-£29,120.67	£1,446,402.96	194	-2%	-£150.11
09036	3402	Coppull St John's CE	PRIMARY	£36,013.96	-£44,272.10	-£8,258.14	£674,211.61	86	-1%	-£96.02
09037	3403	Coppull Parish CE	PRIMARY	£109,202.71	-£28,270.46	£80,932.25	£1,197,318.42	183	7%	£442.25
09038	3791	St Oswald's. Coppull	PRIMARY	£87,669.74	-£5,977.23	£81,692.51	£721,209.64	90	11%	£907.69
09039	2147	Coppull Primary	PRIMARY	£46,249.41	£1,771.03	£48,020.44	£2,149,048.54	240	2%	£200.09
09040	3343	Croston CE/Methodist	PRIMARY	£78,948.32	-£36,461.45	£42,486.87	£1,298,446.64	209	3%	£203.29
09042	3406	Eccleston St Mary's CE	PRIMARY	£117,343.58	-£23,055.33	£94,288.25	£1,272,834.50	167	7%	£564.60
09043	3407	Euxton CE Primary	PRIMARY	£83,944.67	£70,711.55	£154,656.22	£1,388,397.09	208	11%	£743.54
09044	3792	Euxton St Marys Catholic	PRIMARY	£8,610.93	£19,624.28	£28,235.21	£1,232,482.46	197	2%	£143.33
09045	2572	Euxton Primrose Hill	PRIMARY	£178,804.03	£26,662.14	£205,466.17	£2,672,391.05	416	8%	£493.91
09046	3409	Heskin Pemberton's CE	PRIMARY	-£3,219.50	-£50,955.27	-£54,174.77	£633,786.44	87	-9%	-£622.70
09048	3412	Mawdesley St Peter's CE	PRIMARY	£67,476.55	£14,511.83	£81,988.38	£684,990.99	76	12%	£1,078.79
09049	3794	Ss Peter And Paul	PRIMARY	£14,393.43	-£18,441.13	-£4,047.70	£430,982.49	39	-1%	-£103.79
09052	2574	Eccleston Primary	PRIMARY	£63,003.29	£24,624.06	£87,627.35	£1,421,827.07	205	6%	£427.45
09053	2702	Clayton Brook Primary	PRIMARY	£90,842.90	£3,662.26	£94,505.16	£1,568,921.57	162	6%	£583.37
09054	3795	St Chad's Catholic	PRIMARY	£37,302.83	£5,934.78	£43,237.61	£1,024,827.54	138	4%	£313.32

Sch Numb er	DFES	School Name	Phase	Revenue open balance 1/04/24	Revenue in year movement 24/25	Revenue close balance 31/03/25	Revenue cfr income	NOR	Balan ce as a % of CFR Inco me	Balance per pupil
09055	3414	Whittle-Le-Woods CE	PRIMARY	£164,457.17	-£25,193.79	£139,263.38	£1,585,998.15	240	9%	£580.26
09060	3997	St John's CE/Methodist	PRIMARY	£142,525.41	-£43,480.45	£99,044.96	£1,223,257.04	187	8%	£529.65
09062	2565	Abbey Village Primary	PRIMARY	-£22,415.35	£13,961.19	-£8,454.16	£544,662.63	53	-2%	-£159.51
09063	2564	Withnell Fold Primary	PRIMARY	£45,488.63	-£25,780.97	£19,707.66	£644,426.68	86	3%	£229.16
09064	5207	Trinity C Of E	PRIMARY	£353,677.75	£58,437.70	£412,115.45	£3,682,045.65	594	11%	£693.80
09103	4742	Holy Cross Catholic High	SECONDARY	£630,511.72	£9,709.10	£640,220.82	£6,836,780.53	985	9%	£649.97
09130	7037	Chorley Astley Park	SPECIAL	£301,485.23	£35,731.13	£337,216.36	£4,559,914.69	163	7%	£2,068.81
09131	7089	Mayfield School	SPECIAL	£322,622.08	£94,787.89	£417,409.97	£4,054,841.62	106	10%	£3,937.83
09145	1116	Shaftesbury House	SHORT STAY	£214,774.20	£55,835.42	£270,609.62	£3,000,815.13	125	9%	£2,164.88
09160	1003	Highfield Nursery	NURSERY	£74,898.21	-£14,443.84	£60,454.37	£650,687.31	65	9%	£930.07
09161	1002	Duke Street Nursery	NURSERY	£76,525.07	£4,160.31	£80,685.38	£837,026.39	91	10%	£886.65
11001	3334	Baxenden St John's CE	PRIMARY	-£39,790.03	-£3,985.76	-£43,775.79	£1,249,752.32	206	-4%	-£212.50
11003	3337	Green Haworth CE Primary	PRIMARY	£72,656.61	-£32,616.96	£40,039.65	£527,131.91	57	8%	£702.45
11005	2097	Hyndburn Park Primary	PRIMARY	£269,376.13	£25,361.75	£294,737.88	£2,922,712.39	418	10%	£705.11
11006	2099	Peel Park Primary	PRIMARY	£264,010.30	-£109,626.46	£154,383.84	£4,007,838.23	617	4%	£250.22
11010	3340	St John/St Augustine CE	PRIMARY	£105,536.83	-£16,214.47	£89,322.36	£1,521,668.27	203	6%	£440.01
11011	3342	St Mary Magdalen's CE	PRIMARY	£124,062.57	£32,053.09	£156,115.66	£1,554,925.61	193	10%	£808.89
11012	3763	St Oswald's. Accrington	PRIMARY	£107,320.17	-£19,959.66	£87,360.51	£1,136,496.56	133	8%	£656.85
11013	3105	St Peters CE	PRIMARY	£101,556.56	-£37,843.12	£63,713.44	£1,221,571.74	128	5%	£497.76
11014	2101	Spring Hill Primary	PRIMARY	£18,973.31	£39,565.85	£58,539.16	£2,843,034.47	362	2%	£161.71
11015	2820	Woodnook Primary	PRIMARY	£64,511.25	-£68,659.88	-£4,148.63	£1,548,906.68	214	0%	-£19.39
11018	3134	Hippings Methodist	PRIMARY	-£44,295.67	-£13,675.91	-£57,971.58	£1,293,537.95	206	-4%	-£281.42
11020	3195	St Andrew's CE Primary	PRIMARY	£5,392.19	£19,790.22	£25,182.41	£2,299,876.33	300	1%	£83.94
11023	3766	St Mary's. Oswaldtwistle	PRIMARY	£133,384.63	-£27,659.19	£105,725.44	£1,674,543.38	257	6%	£411.38
11025	2107	Oswaldtwistle Moor End	PRIMARY	£139,861.33	£17,626.35	£157,487.68	£1,559,755.15	187	10%	£842.18
11026	3355	Oswaldtwistle St Paul's	PRIMARY	£134,813.83	£18,328.48	£153,142.31	£1,276,727.44	155	12%	£988.01
11029	2105	Mount Pleasant Primary	PRIMARY	£72,869.92	-£40,849.86	£32,020.06	£2,406,761.74	321	1%	£99.75
11030	3765	St Mary's RC	PRIMARY	-£36,458.23	£46,925.82	£10,467.59	£987,604.52	127	1%	£82.42
11031	3347	Church. St Nicholas CE	PRIMARY	£81,777.84	£22,556.65	£104,334.49	£1,512,555.95	195	7%	£535.05
11033	3764	Sacred Heart RC. Church	PRIMARY	-£60,256.89	£31,087.92	-£29,168.97	£1,616,242.35	180	-2%	-£162.05
11036	3599	Altham St James CE	PRIMARY	£6,858.42	£5,405.60	£12,264.02	£615,507.64	82	2%	£149.56
11038	3307	St Bartholomew's CE Great Harwood	PRIMARY	£130,114.04	£3,377.47	£133,491.51	£1,264,533.21	161	11%	£829.14
11039	3308	Gt Harwood St John's CE	PRIMARY	£40,091.14	£67,862.03	£107,953.17	£1,229,500.78	164	9%	£658.25
11040	3746	Our Lady & St Hubert RC	PRIMARY	£777.35	£4,994.33	£5,771.68	£923,007.28	147	1%	£39.26
11041	3747	St Wulstan's RC	PRIMARY	£1,349.35	-£5,466.47	-£4,117.12	£1,060,564.38	144	0%	-£28.59
11042	2067	Great Harwood Primary	PRIMARY	£20,425.72	£17,457.43	£37,883.15	£1,148,291.46	173	3%	£218.98
11045	3130	Rishton Methodist	PRIMARY	£117,090.47	-£13,086.25	£104,004.22	£1,247,297.95	157	8%	£662.45
11046	3316	St Peter's & St Pauls CE	PRIMARY	£116,498.39	-£24,302.02	£92,196.37	£1,195,836.43	175	8%	£526.84
11047	3752	St Charles' RC. Rishton	PRIMARY	£4,643.45	£28,330.79	£32,974.24	£1,082,549.43	148	3%	£222.80
11048	3741	St Joseph's. Hurst Green	PRIMARY	£31,018.90	-£4,277.21	£26,741.69	£804,052.65	99	3%	£270.12
11050	3302	Langho St Leonard's CE	PRIMARY	£72,795.00	£22,119.41	£94,914.41	£1,801,097.65	306	5%	£310.18
11051	3742	Langho St Mary's RC	PRIMARY	£118,756.49	£29,344.27	£148,100.76	£1,629,005.53	280	9%	£528.93
11052	3809	Bolton By Bowland CE	PRIMARY	£20,884.98	-£14,256.60	£6,628.38	£395,058.13	27	2%	£245.50
11053	3810	Thornleyholme RC Primary	PRIMARY	£94,493.95	-£36,159.96	£58,333.99	£353,202.80	15	17%	£3,888.93
11054	3303	Chatburn CE Primary	PRIMARY	£54,951.44	-£23,802.78	£31,148.66	£835,204.84	128	4%	£243.35
11055	2651	Brookside Primary	PRIMARY	£43,692.57	£34,156.27	£77,848.84	£1,141,886.77	136	7%	£572.42
11056	2391	Edisford Primary	PRIMARY	£34,756.51	-£1,899.54	£32,856.97	£1,373,174.80	211	2%	£155.72
11057	2064	Clitheroe Pendle Primary	PRIMARY	£164,559.52	-£37,696.21	£126,863.31	£2,117,056.71	347	6%	£365.60
11058	3304	St James' CE. Clitheroe	PRIMARY	£164,019.61	-£30,260.37	£133,759.24	£1,723,512.52	275	8%	£486.40
11059	3744	St Michael & John's RC	PRIMARY	£5,686.85	£60,713.19	£66,400.04	£1,015,429.04	131	7%	£506.87
11060	3319	Simonstone St Peter's CE	PRIMARY	£82,310.77	-£4,070.01	£78,240.76	£912,244.07	134	9%	£583.89
11061	2266	Gisburn Primary	PRIMARY	£84,535.02	-£33,178.10	£51,356.92	£861,354.35	132	6%	£389.07
11063	3807	Grindleton CE Primary	PRIMARY	-£10,860.08	£838.70	-£10,021.38	£399,467.33	37	-3%	-£270.85
11064	3111	Read St John's CE	PRIMARY	£148,792.69	-£3,162.41	£145,630.28	£1,244,573.55	195	12%	£746.82
11065	2073	Sabden Primary	PRIMARY	£68,703.52	-£21,675.75	£47,027.77	£650,735.54	89	7%	£528.40
11066	3753	St Mary's RC. Sabden	PRIMARY	£86,223.67	-£15,925.63	£70,298.04	£627,438.29	67	11%	£1,049.22
11067	3408	Brennands Endowed	PRIMARY	£42,148.42	-£101,773.60	-£59,625.18	£446,087.73	26	-13%	-£2,293.28
11068	3808	West Bradford CE Primary	PRIMARY	-£5,627.41	£20,275.08	£14,647.67	£1,232,281.58	183	1%	£80.04
11069	3321	Whalley CE Primary	PRIMARY	£42,906.19	£23,202.71	£66,108.90	£1,945,629.71	311	3%	£212.57
11070	3131	Barrow	PRIMARY	£15,761.51	-£24,836.03	-£9,074.52	£1,212,133.25	193	-1%	-£47.02
11071	3300	Balderstone St Leonard's	PRIMARY	£92,382.85	-£21,304.41	£71,078.44	£715,714.33	88	10%	£807.71
11072	3312	Mellor St Mary CE	PRIMARY	£104,840.61	£34,640.67	£139,481.28	£948,968.06	139	15%	£1,003.46
11073	3748	Osbaldeston St Mary's RC	PRIMARY	£53,843.22	-£49,175.06	£4,668.16	£555,560.11	62	1%	£75.29
11074	5202	Salesbury CE Primary	PRIMARY	£15,191.16	£37,230.33	£52,421.49	£1,827,763.55	249	3%	£210.53
11103	4797	Mount Carmel RC High	SECONDARY	£495,211.02	-£15,402.79	£479,808.23	£6,784,012.15	801	7%	£599.01
11113	4013	Ribblesdale High	SECONDARY	£391,431.01	-£216,183.32	£175,247.69	£10,235,846.63	1411	2%	£124.20

Sch Numb er	DFES	School Name	Phase	Revenue open balance 1/04/24	Revenue in year movement 24/25	Revenue close balance 31/03/25	Revenue cfr income	NOR	Balan ce as a % of CFR Inco me	Balance per pupil
11130	7099	Oswaldtwistle White Ash	SPECIAL	£338,504.45	-£9,419.67	£329,084.78	£3,242,359.53	116	10%	£2,836.94
11131	7060	Broadfield Special Sen	SPECIAL	£50,545.30	£403,866.55	£454,411.85	£6,135,514.03	204	7%	£2,227.51
11142	1113	Oswaldtwistle School	SHORT STAY	£235,568.01	£6,736.09	£242,304.10	£2,278,382.50	89	11%	£2,722.52
11160	1000	Lee Royd Nursery	NURSERY	£74,479.37	£9,579.84	£84,059.21	£730,589.22	87	12%	£966.20
11161	1024	Fairfield Nursery	NURSERY	-£26,190.58	£64,812.61	£38,622.03	£634,595.23	62	6%	£622.94
11162	1027	Ribblesdale Nursery	NURSERY	£69,974.72	-£1,422.13	£68,552.59	£484,429.93	48	14%	£1,428.18
12001	2076	Briercliffe Primary	PRIMARY	£57,696.43	-£26,987.80	£30,708.63	£2,342,669.91	402	1%	£76.39
12002	2095	Worsthorne Primary	PRIMARY	£47,910.67	£25,008.23	£72,918.90	£1,324,776.70	209	6%	£348.89
12003	3324	St John's Cofe Cliviger	PRIMARY	£128,016.54	£8,834.13	£136,850.67	£1,316,841.05	197	10%	£694.67
12005	3021	Padiham Green CE Primary	PRIMARY	£154,780.97	£15,972.24	£170,753.21	£1,510,337.60	187	11%	£913.12
12006	2071	Padiham Primary	PRIMARY	£134,169.69	-£10,419.95	£123,749.74	£2,051,307.22	281	6%	£440.39
12007	3749	St John The Baptist RC	PRIMARY	-£93,653.98	£94,495.91	£841.93	£1,586,802.88	213	0%	£3.95
12008	3313	Padiham St Leonard's CE	PRIMARY	£222,945.27	-£80,302.10	£142,643.17	£2,584,521.81	315	6%	£452.84
12011	3181	Hapton CE/Methodist	PRIMARY	£75,509.78	-£4,965.12	£70,544.66	£909,634.21	125	8%	£564.36
12012	2228	Barden Primary School	PRIMARY	£181,041.97	£14,186.26	£195,228.23	£3,927,026.94	469	5%	£416.26
12013	2164	Burnley Brunshaw Primary	PRIMARY	£134,259.54	-£20,619.72	£113,639.82	£2,731,073.03	400	4%	£284.10
12020	2230	Heasandford Primary	PRIMARY	£441,561.42	£91,527.84	£533,089.26	£4,217,389.93	624	13%	£854.31
12021	3431	Holy Trinity CE Primary	PRIMARY	£145,453.69	£20,871.39	£166,325.08	£1,678,115.01	209	10%	£795.81
12022	2237	Ightenhill Primary	PRIMARY	£268,428.60	£20,314.45	£288,743.05	£2,429,793.51	355	12%	£813.36
12023	2162	Lowerhouse Junior	PRIMARY	-£56,293.86	£58,703.09	£2,409.23	£1,460,693.32	207	0%	£11.64
12025	2226	Rosegrove Infant	PRIMARY	£81,786.11	-£4,880.12	£76,905.99	£1,229,947.17	138	6%	£557.29
12029	3433	St James' Lanehead CE	PRIMARY	£87,097.99	-£675.07	£86,422.92	£1,868,897.70	279	5%	£309.76
12033	3430	Burnley St Peter's CE	PRIMARY	£27,635.37	-£3,953.75	£23,681.62	£1,619,701.24	211	1%	£112.24
12034	3432	Burnley St Stephen's CE	PRIMARY	£112,223.61	£14,217.07	£126,440.68	£1,616,659.57	205	8%	£616.78
12035	2224	Stoneyholme Community	PRIMARY	£303,772.60	£18,837.36	£322,609.96	£3,041,027.55	423	11%	£762.67
12037	2235	Whittlefield Primary	PRIMARY	£159,565.39	£18,652.93	£178,218.32	£1,578,138.97	205	11%	£869.36
12040	3440	Wellfield Church	PRIMARY	£116,463.78	-£31,958.16	£84,505.62	£1,285,870.55	198	7%	£426.80
12041	2839	Rosewood Primary	PRIMARY	£126,038.61	-£111,699.87	£14,338.74	£3,019,188.99	420	0%	£34.14
12042	2840	Cherry Fold Community	PRIMARY	£308,658.42	£12,588.28	£321,246.70	£3,218,831.98	360	10%	£892.35
12043	2841	Burnley Springfield	PRIMARY	£165,938.31	£28,805.87	£194,744.18	£1,699,663.84	209	11%	£931.79
12110	4801	Shuttleworth College	SECONDARY	£382,485.57	-£758,518.52	-£376,032.95	£11,187,098.39	1094	-3%	-£343.72
12112	4806	Unity College	SECONDARY	£1,079,023.42	-£130,279.59	£948,743.83	£13,506,456.11	1429	7%	£663.92
12113	4803	Sir John Thursby College	SECONDARY	£820,911.17	£72,008.81	£892,919.98	£11,357,650.42	1123	8%	£795.12
12134	7111	The Rose School	SPECIAL	-£219,024.19	-£374,741.42	-£593,765.61	£2,731,649.25	71	-22%	-£8,362.90
12135	7114	Holly Grove	SPECIAL	£157,798.34	£75,673.37	£233,471.71	£3,933,170.11	134	6%	£1,742.33
12136	7113	Ridgewood	SPECIAL	£563,017.66	£111,654.92	£674,672.58	£5,643,887.36	154	12%	£4,380.99
12166	1008	Ightenhill Nursery	NURSERY	£67,184.01	-£5,391.90	£61,792.11	£737,286.01	87	8%	£710.25
12168	1001	Rockwood Nursery	NURSERY	£72,176.63	£31,106.26	£103,282.89	£863,841.19	99	12%	£1,043.26
12169	1007	Rosegrove Nursery	NURSERY	£76,779.13	-£22,236.05	£54,543.08	£761,293.99	77	7%	£708.35
12171	1011	Stoneyholme Nursery	NURSERY	£61,543.57	-£17,382.65	£44,160.92	£484,813.72	55	9%	£802.93
12172	1035	Whitegate Nursery	NURSERY	£25,688.70	-£53,322.80	-£27,634.10	£858,459.20	82	-3%	-£337.00
12173	1047	Basnett Street Nursery	NURSERY	£55,063.62	£16,455.31	£71,518.93	£865,264.50	88	8%	£812.72
12174	1048	Taywood Nursery	NURSERY	-£294,402.43	£64,388.07	-£230,014.36	£775,890.00	67	-30%	-£3,433.05
12175	1050	Reedley Hallows Nursery	NURSERY	£112,057.49	£108,681.06	£220,738.55	£1,230,168.11	158	18%	£1,397.08
13001	2087	Nelson Bradley Primary	PRIMARY	£267,990.71	£16,043.69	£284,034.40	£2,816,404.86	414	10%	£686.07
13004	3757	Holy Saviour RC Primary	PRIMARY	£146,020.97	£2,025.35	£148,046.32	£1,627,855.66	201	9%	£736.55
13005	3330	Nelson St Philip's CE	PRIMARY	£59,179.13	£26,930.73	£86,109.86	£1,060,392.49	140	8%	£615.07
13006	3331	Nelson St Paul's CE	PRIMARY	£289,108.13	-£47,258.64	£241,849.49	£2,655,065.62	406	9%	£595.69
13007	2090	Lomeshaye Junior	PRIMARY	-£59,836.04	£17,888.45	-£41,947.59	£2,361,130.28	360	-2%	-£116.52
13010	2092	Nelson Walverden Primary	PRIMARY	£124,118.24	£141,538.56	£265,656.80	£2,870,274.13	405	9%	£655.94
13011	2093	Nelson Whitefield Infant	PRIMARY	£160,094.55	-£26,783.57	£133,310.98	£2,190,601.15	252	6%	£529.01
13012	2089	Marsden Community	PRIMARY	£302,367.31	-£38,148.59	£264,218.72	£2,856,721.18	417	9%	£633.62
13014	3323	Barrowford St Thomas CE	PRIMARY	£60,427.24	£26,797.96	£87,225.20	£834,766.65	119	10%	£732.98
13016	2074	Barrowford	PRIMARY	£127,002.45	-£39,599.03	£87,403.42	£2,731,851.74	313	3%	£279.24
13023	3094	Roughlee CE Primary	PRIMARY	£69,063.01	£9,554.89	£78,617.90	£481,476.57	49	16%	£1,604.45
13024	3107	Higham St John's CE	PRIMARY	£60,662.29	£15,822.15	£76,484.44	£1,022,853.38	132	7%	£579.43
13027	3325	Colne Christ Church CE	PRIMARY	£142,288.84	£22,258.49	£164,547.33	£1,377,268.66	186	12%	£884.66
13030	2082	Colne Park Primary	PRIMARY	£268,355.98	£6,030.66	£274,386.64	£2,442,736.14	320	11%	£857.46
13031	2083	Colne Primet Primary	PRIMARY	£190,433.45	-£25,503.99	£164,929.46	£1,548,934.29	186	11%	£886.72
13033	2085	West Street Primary	PRIMARY	£77,871.62	-£40,088.12	£37,783.50	£1,609,441.93	178	2%	£212.27
13034	2094	Trawden Forest Primary	PRIMARY	£134,757.57	£43,101.95	£177,859.52	£1,374,704.44	200	13%	£889.30
13035	3326	St Michael & All Angels	PRIMARY	£130,270.47	£15,402.48	£145,672.95	£1,294,773.98	190	11%	£766.70
13036	2646	Brierfield Reedley	PRIMARY	£307,199.64	-£55,066.73	£252,132.91	£2,597,427.65	417	10%	£604.64
13040	3011	Barnoldswick CE Primary	PRIMARY	£215,770.71	-£69,476.75	£146,293.96	£2,204,266.13	360	7%	£406.37
13041	2812	Coates Lane Primary	PRIMARY	£146,876.68	£4,750.57	£151,627.25	£1,300,109.58	184	12%	£824.06
13042	2238	Gisburn Road Community	PRIMARY	-£43,007.87	-£14,555.49	-£57,563.36	£1,463,315.39	197	-4%	-£292.20

Sch Numb er	DFES	School Name	Phase	Revenue open balance 1/04/24	Revenue in year movement 24/25	Revenue close balance 31/03/25	Revenue cfr income	NOR	Balan ce as a % of CFR Inco me	Balance per pupil
13046	2214	Kelbrook Primary	PRIMARY	£53,927.29	-£23,551.07	£30,376.22	£653,896.46	95	5%	£319.75
13048	2240	Salterforth Primary	PRIMARY	£11,721.13	£27,269.43	£38,990.56	£698,670.95	102	6%	£382.26
13049	2215	Earby Springfield	PRIMARY	£152,423.88	-£34,466.91	£117,956.97	£1,261,199.22	140	9%	£842.55
13108	4624	SS J Fisher/T More RC	SECONDARY	£598,164.25	£96,867.48	£695,031.73	£6,415,008.27	825	11%	£842.46
13111	4799	Pendle Vale	SECONDARY	£1,005,003.70	-£47,983.94	£957,019.76	£10,084,545.48	1045	9%	£915.81
13133	7112	Pendle View	SPECIAL	£366,751.76	£136,129.56	£502,881.32	£4,091,726.68	133	12%	£3,781.06
13134	7115	Pendle Community High	SPECIAL	£435,937.11	£121,259.48	£557,196.59	£4,653,171.59	117	12%	£4,762.36
13160	1015	Bradley Nursery	NURSERY	£81,366.55	£33,144.74	£114,511.29	£1,272,058.65	158	9%	£724.75
13161	1016	Walton Lane Nursery	NURSERY	-£1,742.55	-£3,149.43	-£4,891.98	£780,828.34	47	-1%	-£104.08
13162	1026	Woodfield Nursery	NURSERY	£83,600.53	-£11,207.85	£72,392.68	£768,869.69	88	9%	£822.64
13163	1034	Nelson Mcmillan Nursery	NURSERY	£72,994.29	£6,747.21	£79,741.50	£632,817.76	71	13%	£1,123.12
13164	1028	Colne Newtown Nursery	NURSERY	-£227,009.10	£95,191.03	-£131,818.07	£968,349.31	80	-14%	-£1,647.73
14001	2109	Britannia Community	PRIMARY	£99,073.13	£30,054.43	£129,127.56	£1,317,363.67	207	10%	£623.80
14002	2114	Bacup Thorn Primary	PRIMARY	£178,325.10	£71.17	£178,396.27	£1,924,173.76	272	9%	£655.87
14003	2111	Northern Primary	PRIMARY	£114,425.28	-£591.50	£113,833.78	£1,237,320.52	164	9%	£694.11
14005	2113	Sharneyford Primary	PRIMARY	£63,647.66	-£20,550.77	£43,096.89	£555,261.01	61	8%	£706.51
14006	3768	St Joseph's. Stacksteads	PRIMARY	£52,014.53	£44,140.41	£96,154.94	£1,109,412.57	120	9%	£801.29
14008	2112	Bacup St Saviour's	PRIMARY	£69,056.35	-£42,779.13	£26,277.22	£782,593.76	92	3%	£285.62
14011	3196	Holy Trinity Stacksteads	PRIMARY	£100,347.89	£35,094.30	£135,442.19	£1,756,564.17	211	8%	£641.91
14015	3022	Constable Lee CE Primary	PRIMARY	£45,484.55	-£3,278.68	£42,205.87	£1,902,571.68	277	2%	£152.37
14016	3776	St James-The-Less RC	PRIMARY	£129,791.85	£26,020.84	£155,812.69	£1,307,423.02	212	12%	£734.97
14018	3023	St Mary's Rawtenstall CE	PRIMARY	£108,786.07	-£48,326.70	£60,459.37	£1,291,816.31	178	5%	£339.66
14019	2595	Crawshawbooth Primary	PRIMARY	£5,696.67	-£68,502.58	-£62,805.91	£1,773,555.78	305	-4%	-£205.92
14022	2129	Waterfoot Primary	PRIMARY	£163,138.80	-£77,172.14	£85,966.66	£2,285,134.82	304	4%	£282.79
14023	3775	St Peter's RC. Newchurch	PRIMARY	£81,351.66	£49,266.46	£130,618.12	£1,092,215.94	149	12%	£876.63
14024	3113	St Nicholas CE Primary	PRIMARY	£106,895.47	£16,139.63	£123,035.10	£1,107,039.53	119	11%	£1,033.91
14025	3366	St Anne's Edgeside CE	PRIMARY	£54,614.11	£80,261.39	£134,875.50	£1,384,222.28	171	10%	£788.75
14026	2409	Balladen Community	PRIMARY	£123,821.61	-£15,440.58	£108,381.03	£1,170,878.68	128	9%	£846.73
14027	2128	Water Primary	PRIMARY	£32,238.80	£74,863.30	£107,102.10	£1,086,923.07	115	10%	£931.32
14028	3357	Haslingden St James CE	PRIMARY	£158,881.79	-£128,157.13	£30,724.66	£1,415,922.24	185	2%	£166.08
14029	2117	Haslingden Primary	PRIMARY	£129,688.93	-£15,323.51	£114,365.42	£2,713,753.19	381	4%	£300.17
14030	2687	Broadway Primary	PRIMARY	£137,170.59	-£3,210.84	£133,959.75	£1,461,826.92	208	9%	£644.04
14031	2118	Helmshore Primary	PRIMARY	£183,434.36	-£12,886.80	£170,547.56	£2,426,125.16	385	7%	£442.98
14032	3771	St Mary's RC. Haslingden	PRIMARY	£69,074.79	£43,261.50	£112,336.29	£1,161,997.47	139	10%	£808.17
14033	3359	Stonefold St John's CE	PRIMARY	£74,192.25	£18,008.27	£92,200.52	£855,659.80	113	11%	£815.93
14034	3615	St Veronica's RC Primary	PRIMARY	£126,829.29	£5,370.53	£132,199.82	£1,017,068.50	140	13%	£944.28
14038	3099	Edenfield CE Primary	PRIMARY	£93,829.91	-£57,407.62	£36,422.29	£1,141,513.68	201	3%	£181.21
14039	2121	Stubbins Primary	PRIMARY	£23,152.63	-£10,446.59	£12,706.04	£1,298,131.89	192	1%	£66.18
14040	3058	St Bartholomew's CE Whitworth	PRIMARY	£98,228.34	-£76,259.65	£21,968.69	£1,151,250.27	165	2%	£133.14
14042	2272	Tonacliffe Primary	PRIMARY	£142,816.06	£56,284.78	£199,100.84	£1,950,112.59	272	10%	£731.99
14044	3889	Our Lady & St Anselms RC	PRIMARY	£92,336.26	£9,704.93	£102,041.19	£1,369,575.81	206	7%	£495.35
14101	4030	Alder Grange Tech School	SECONDARY	£421,789.31	£131,082.55	£552,871.86	£7,014,325.16	748	8%	£739.13
14107	4184	Whitworth Community High	SECONDARY	£257,801.04	£70,498.43	£328,299.47	£5,200,595.30	662	6%	£495.92
14109	4402	Haslingden High	SECONDARY	£1,093,517.72	£72,310.37	£1,165,828.09	£11,710,056.79	1346	10%	£866.14
14132	7044	Cribden House Community	SPECIAL	£254,711.13	£115,685.10	£370,396.23	£2,828,459.76	97	13%	£3,818.52
14161	1031	Hillside Nursery	NURSERY	-£115,043.58	-£33,924.16	-£148,967.74	£448,081.55	42	-33%	-£3,546.85
14162	1037	Bacup Nursery	NURSERY	£77,908.69	-£7,496.22	£70,412.47	£658,447.75	70	11%	£1,005.89
14163	1046	Staghills Nursery	NURSERY	£81,095.92	£5,550.97	£86,646.89	£912,647.05	76	9%	£1,140.09

School Balances and Clawback Policy 2025/26 (Applicable to school balances at 31 March 2026)

Lancashire's Scheme for Financing schools includes a balance control mechanism, which is designed to control and clawback, where appropriate, schools' excessive surplus balances. The clawback mechanism (section 4.2) states:

" For schools that hold balances greater than the Authority's recommended guideline the Authority shall be empowered to deduct from the current year's budget share a percentage of the excess surplus balances (clawback) as agreed following consultation with the Lancashire Schools Forum. The rate and any exceptions shall be reviewed annually by the Authority in consultation with the Lancashire Schools Forum, and guidance issued to schools".

Threshold Balances

The Authority's current maximum threshold balance is:

- **8%** of Consistent Financial reporting (CFR) income for all phases of maintained school (*The 8% guideline figure is not seen as a target*);
- A £75,000 minimum balance threshold will be applied.

Clawback of excess balances

The Authority's clawback arrangements are:

- A clawback rate of 50% is to be applied to any balance above the threshold in the first year a school exceeds the threshold (after adjusting for exemptions).
- A clawback rate of 100% is to be applied to any balance in excess of threshold where the threshold has been breached for two or more consecutive years (after adjusting for exemptions).

Exemptions from clawback

The local authority shall make the following deductions from the school's actual balance before applying clawback:

- Any funding received in advance that is funded on an academic year basis to schools by the DfE or other Government department will have 7/12 exempt from clawback. Schools will be required to submit relevant supporting documentation relating to the government allocation, including appropriate evidence of distribution timescales.
- Any newly announced grants notified after 1st January each financial year.
- Devolved Formula Capital (DFC) allocations are specifically excluded from the clawback calculation. Schools are asked to ensure that the relevant capital accounting codes are

used for DFC income and expenditure, thus ensuring that DFC is identifiable and able to be excluded from year end revenue balances and the clawback calculation.

- Funding allocations received under S106 of the Town and Country Planning Act 1990. This is developer contributions towards the costs of providing community and social infrastructure, the need for which has arisen because of a new development taking place.
- Funds accumulated by schools where there is a contractual agreement, as part of a grant allocation or dual use agreement, for facilities to be replaced on a fixed basis (i.e. an all-weather pitch), however an official request for exemption **must** be submitted by school to the schools forum, and the below conditions **must** be met:
 - The amount excluded cannot exceed the total cost of replacing the facility committed in the contract/agreement;
 - The exemption will only be allowed for a period equivalent to the fixed replacement timetable;
 - Schools will be required to submit relevant supporting documentation relating to the terms of the contract or grant, including evidence of replacement conditions and estimated costs.
 - Requests for exemptions should be considered by the Forum. **Requests are to be submitted before 31st October** to be considered in the Autumn Term by 31st December, for balances at 31st March. Any requests that are received after the 31st October deadline will not be considered.
 - Evidence for an exemption must be in line with the policy and submitted in full to schoolsforum@lancashire.gov.uk no later than two weeks before the scheduled Working Group for the Forum to consider the request. Forum dates can be found [here](#).
- No further exemption requests will be considered.

What is Consistent Financial Reporting (CFR) Income?

CFR Income is defined by the Department for Education in the consistent financial reporting (CFR) framework

<https://www.gov.uk/guidance/consistent-financial-reporting-framework-cfr>

You will have seen your CFR income on several financial documents, but you may not have known it by this description. You will have seen it on:

- Your financial outturn statement - it is the total line labelled "Revenue Income". This will be the sum of lines I01 to I18D on the outturn statement:
 - This is the figure that will be used to calculate the guideline but as funding and income will change during the year this figure will not be known until the outturn statements have been produced following the end of the financial year.
 - It does not include "Capital Income" codes CI01-CI04
- On your submitted income and expenditure form – it is the total line labelled "Total Income Revenue". It does not include any balances brought forward.
 - This is not used to calculate the guideline, but it is your estimate of your CFR income and may be used as your estimate of the guideline. Please note if you revise your estimates of income in the year then you would need to revise your estimate of the guideline figure.

Schools Forum bid

Before support bid summary

	2024/25	2025/26	2026/27
In Year Surplus / (Deficit)	50,483	38,542	10,738
Surplus / (Deficit) Brought Fwd	(129,483)	(79,000)	(40,458)
Cumulative Surplus / (Deficit) C/Fwd	(79,000)	(40,458)	(29,720)

After support bid

	2024/25	2025/26	2026/27
In Year Surplus / (Deficit)	50,483	60,042	32,238
Surplus / (Deficit) Brought Fwd	(129,483)	(79,000)	(18,958)
Cumulative Surplus / (Deficit) C/Fwd	(79,000)	(18,958)	13,280

Base assumptions

ESTIMATED PUPIL NUMBERS			
YEAR GROUP	Oct-24	Oct-25	Oct-26
RECEPTION	22	16	20
1	33	23	16
2	26	33	23
3	35	26	33
4	33	34	26
5	29	35	34
6	34	32	35
TOTAL	212	199	187

The NOR has fallen from previous years, 255 in Oct 21, down to 225 in Oct 23 and is forecast to continue to fall as highlighted by the table above.

PROPOSED STAFF NUMBERS	Jan-25	Sep-25	Sep-26	Sep-27
E01 TEACHERS (FTE)	8.86	9	8.2	8.2
E03 EDUCATION SUPPORT STAFF (hrs)	342.6	288.55*	279.55*	279.55*
E04 PREMISES STAFF (hrs)	25	25	25	25
E05 ADMIN STAFF (hrs)	37	52*	52*	52*
E07 OTHER STAFF (hrs)	32.25	73.75*	73.75*	73.75*

NB * Includes out of school club staffing from 25/26 financial year, costs of this additional provision is offset by generated income

Key deliverable saving assumptions

The school under previous leadership submitted a Recovery plan which was agreed by the LA. Some of the key assumptions in the original recovery plan submitted, were not delivered in 25/26. Following a change of headteacher from January 2025, extensive support work was provided by School Improvement Service, HR and Finance a more robust financial forecast was considered by governors on 25th March and agreed as a working budget subject to the schools forum bid being successful. Staffing levels have been pruned to minimum levels to enable safe, ongoing quality of education to be provided. All stakeholders have been involved in this process.

Outcome

In accordance with the agreed SIG arrangements a one-off bid for individual support should not exceed 33% of the relevant deficit (maximum), in this case the actual deficit as at 31/3/24 was £129,483. A bid for a maximum of £43,000 is submitted. It is proposed that the support is provided on this basis and is spread over the final two years of the recovery plan in financial years (25/26 and 26/27).

Assuming support from the Schools in Financial Difficulty Fund can be agreed, the recovery plan indicates the school will return to a surplus position by the end of the 2026/27 financial year.

REPORT TO SCHOOLS FORUM - TRADE UNION FACILITIES AGREEMENT (MAY 2025)

The Facilities Agreement for teacher trade unions demonstrates the commitment that the Schools Forum and Council have towards fostering and maintaining good relations with employee representatives. As an Authority, we enjoy very positive relationships with the trade unions when dealing with issues affecting staff in schools.

Each year a report is submitted to Forum for consideration of the level of trade union facilities agreement funding, set in 1998 and which had remained at the same level, despite the fact that each year a number of teachers transfer from maintained schools into academy schools that are not covered by de-delegation decisions, including access to paid local trade union officials via the Facilities Agreement.

Since October 2018 and on an annual basis, Forum have elected to continue the de-delegation at the existing levels. This had also been the option receiving the highest overall response from schools during the Forum consultation process.

However, Forum members agreed to keep the contribution level of the facilities time agreement under review, as over the years, some members had supported the option to reduce the level in line with the teacher numbers/union reorganisation adjustment. This report has been prepared to provide the current position and allow Forum members to re-consider this issue.

Historical position

As has previously been reported to Form, current levels of TU facilities funding were set in 1998, when Blackburn and Blackpool became unitary authorities and 25% of Lancashire teachers transferred out of Lancashire Authority. At this time, the number of FTE facilities posts was reduced from 15 to 12.

In approximately 2010, the Council took a decision to reduce the number of centrally funded UNISON representative posts by 2 FTE. At that time, due to the increasing numbers of support staff in schools and the fact that the Equal Pay and terms and conditions reviews were ongoing, Schools Forum agreed to fund one post for a schools UNISON officer. This arrangement has remained in place ever since.

Funding position

On an annual basis, schools are asked whether they wish to de-delegate funding for Public Services duties. The large majority of this budget funds facilities time equating to 12 Full Time Equivalent (FTE) teaching posts for the four main teaching unions – NAHT, ASCL, NASUWT and NEU, and the 1 FTE post for UNISON.

In addition to the representatives funded by the Schools Forum, many schools have workplace representatives who may deal with HR casework for their school. The cost of any release for school representatives is met by the school budget and not by de-delegated funding.

Each of the Teacher trade unions also has regional officials, funded by their association. Within Lancashire, regional officials deal with very serious casework matters, usually where a member's employment is at risk.

Contractual position

All LCC-funded trade union representatives retain the terms and conditions of employment associated with their substantive post, including their grading level, any contractual enhancements and access to the pension scheme that applied to their substantive post. There is not a single set rate for the role of trade union representative.

The exception to this is those representatives that do not have a substantive school post and are therefore placed on casual contracts with the council, included retired representatives who are able to undertake facilities time for two years. These casual representatives are currently paid at Main Pay Range 6 (£43,607 per annum) and have access to the Local Government Pension Scheme.

Current allocations

The current allocations to the teacher unions (from the 12 FTE) were determined as a result of membership numbers when the initial agreement was written in 1998, and were not changed following the amalgamation of NUT and ATL in 2017. These allocations are as follows:

Union	NAHT	ASCL	NEU	NASUWT	UNISON
No. of FTE representatives	1.6 FTE (13%)	1.2 FTE (10%)	6.0 FTE (50%)	3.2 FTE (27%)	1 FTE
Membership numbers*	608 (5%)	204 (2%)	6,480 (49%)	5,868 (45%)	5,886

* Membership numbers have been taken from historical reports over the period 2013-18

Each union determines how its allocation is split between its nominated representatives. Currently the representation is provided by 11 serving teachers, 7 retired teachers, 1 supply teacher and 1 member of support staff. 9 of the 20 representatives are currently engaged on facilities time for more than 50% of their working hours.

Based on the most recent School Workforce data, the number of teaching staff in Lancashire Schools is 9,631. Of these, 26% (2,498) are based in Academy (former maintained) schools. When a school converts to become an Academy, they are no longer able to draw on the Facilities Agreement funding, unless they arrange a separate buy-in arrangement. Despite this, there has been no equivalent reduction in the number of funded FTE trade union representatives.

Academy schools

Since 2013, Academy schools have been able to purchase the LCC Facilities Agreement at a per pupil cost of £4.03. The cost was determined by dividing the total facilities budget at that time by the number of pupils in maintained Lancashire schools when the model was established. Only schools that were former-LCC Maintained schools are able to buy-in, because in most cases, academies have retained their former terms and conditions of employment. Currently 61 academies purchase this agreement.

Trade Union duties and activities

The legislation in relation to trade unions provides examples of Trade Union Duties and Trade Union Activities.

Trade Union Duties include:

- Providing advice and guidance to trade union members relating to recruitment and selection, discipline, grievance, capability and attendance issues, and terms and conditions of employment
- Formal and informal consultation and negotiation - this includes the County Union Secretaries forum
- Restructures, reorganisations and redundancy consultation
- Preparing for and representing trade union members at formal hearings

For representatives, Trade Union Activities may include:

- Branch, area or regional meetings of the union where the business of the union is under discussion;
- Meetings of official policy making bodies such as the executive committee or annual conference;
- Meeting full-time officials to discuss issues relevant to the workplace;

The legal position in relation to trade union duties and activities and whether representatives are entitled to be paid for them is outlined below.

Legal position

There is no statutory requirement to provide specific funding solely for trade union duties and activities. The law requires that individual schools allow reasonable time off for trade union representatives during working time to be released from their workplace to undertake trade union duties and activities. If this occurs, the school will be compliant with the Trade Union and Labour Relations (Consolidation) Act 1992.

An employer who permits union representatives time off for trade union duties must pay them for the time off. However there is no statutory requirement that union representatives be paid for time off taken on trade union activities.

In addition, employees can take reasonable time off to undertake the duties of a Union Learning Representative (ULR), provided that the union has given the employer notice in writing that the employee is a ULR. The functions for which time off as a ULR is allowed include analysing, arranging, promoting and undergoing training.

The *Conditions of Service for school teachers in England and Wales* (Burgundy Book) requires individual local authorities to negotiate locally on the maximum amount of leave with pay that can be permitted for carrying out trade union duties.

The Trade Union (Facility Time Publication Requirements) Regulations 2017 came into force on the 1 April 2017. These regulations placed a legislative requirement on relevant public sector employers to collate and publish on an annual basis:

- Number of employees who were relevant union officials during the relevant period
- The percentage of working time that employees who were relevant union officials spent on facility time
- The percentage of the total pay bill that is spent on facility time
- The time spent on paid trade union activities as a percentage of total paid facility time hours

Financial implications

The total annual budget provision for funding under the Trade Union Facilities Agreement amounts to £430,000 including oncosts. If a decision is taken to reduce the current level of funding, it would result in a saving to the Schools Forum. However, there may be indirect costs incurred by schools, as they may need to release their school-based representatives to undertake trade union activity within their school, including providing representation to members in order to fulfil the statutory obligations.

Approximately 15% of the total allocated funding was not used during the 2023-24 academic year. This equates to over 1.7 FTE (340 days).

County Council's position

With effect from 1 April 2018, the County Council withdrew all funding for trade union representatives. From this date, workplace representatives have been required to undertake the role within their service areas, supported by regionally/nationally funded colleagues.

HR implications

If Forum took a decision to reduce funding for the Facilities Agreement, then the serving teacher-funded officers that would no longer be funded would return to their substantive posts in their schools. Any retired/supply teacher funded officers in that position would have their casual contracts brought to an end. The UNISON representative would return to their substantive role. It should be noted that some of the representatives have been away from a substantive teacher role for a number of years and therefore may require a period of re-introduction and/or training to enable them to transition back into a school-based role, in addition to being a workplace union representative.

Decision required

Forum are asked to consider whether the existing number of representatives (12 FTE) should be reviewed. Forum may wish to consider the fact that, as per the DfE workforce return, 26% of Lancashire teachers now work in schools that do not fall under the facilities agreement, and 15% of the allocated facilities time was not used during the previous academic year. This is despite the fact that overall HR casework statistics within the Schools HR Team remain high.

BRIEFING NOTE

To: Matt Dexter

Author: David Brookhouse

Date: 23/05/2025

Title of Briefing: Heritage Learning Lancashire- De-Delegation 26-27

Purpose: Schools' Forum De-Delegation Proposals 2026/27

Heritage Learning Lancashire - Primary Schools

The Schools Forum has funded the work of Heritage Learning Lancashire (HLL) in primary schools since 1998. Much of HLL's work focusses on helping to meet the needs of national curriculum, local educational policies and to support wider cultural education and learning outside the classroom. With the emphasis being placed on cultural education via the new Government, it is anticipated that the budget continues to be de-delegated for HLL in 2026/2027 to ensure that this service is maintained and can continue to deliver valuable and impactful work.

If we continue to receive de-delegated funding, HLL would allocate £1.97 per pupil.

The HLL team are all established teachers and educational specialists, skilled in education practice, theory, training and delivery. They are much sought after as consultants, teachers and critical educational partners

The funding currently de-delegated is used by Heritage Learning Lancashire to enable the creation, design, curriculum development and resourcing of 84 education/learning programmes provided across LCC's museums, Archives, and a range of partner museums across the county. Learning is offered both at the museums and as outreach into schools.

The funding also covers staff training for Heritage Learning Facilitators, the ongoing monitoring/evaluation of quality standards and enables new sessions to be developed in response to teacher requests and curriculum changes.

Free weekly CPD/teacher training seminars are offered to schools for the whole teaching cohort. Our monthly 'Teachers Guide to' CPD programmes provide topic-based information on a range of subjects including, The Romans, Early Medieval



Period, Mayans, The Stuarts, Tudors, etc. The aim is to support the knowledge and development of Lancashire's teaching staff. HLL also provides a free curriculum development service to help inspire and engage.

The team holds five Sandford Awards for excellence in Heritage Education, recognising the high quality and relevance of the sessions it offers to schools. We will be applying for further awards during 2026-2027.

HLL has provided free longer-term projects to schools across Lancashire, including:

- Folky Feet to a Hip-Hop Beat
- Chris Fox Project
- Musical Myth Makers
- For 2025/2026 we will deliver the 'Missing Words' literacy project and 'Breaths and Beats' (music and wellbeing project).

Over the past three years, The Lancashire Schools Storytelling Festival and Lancashire Schools Magic Fest have been fully evaluated via summative and formative data, providing detailed evaluation and evidence of improvements in literacy and numeracy.

Both projects will continue in 2026/2027.

2025 witnessed our new EYFS Stop Motion session at Helmshore Mills Textile Museums. Pupils use the theme of Wallace and Gromit to create their own stories, machines and characters, which are brought to life using digital animation software. The pilot session witnessed 40 Reception and Year 1 pupils animating their stories including the 'Lion that lost its Roar', 'The Dragon Rally' and 'The Rainbow Machine'.

Further SEND and STEAM site and outreach sessions are being developed for 2025/2026.

A range of new sessions are being tested across museums and via outreach including eight new sessions for the Harris Museum and Art Gallery. These include:

- Prehistory
- Greeks
- Visual Arts
- Tudor Outreach
- Preston Docks
- Storytelling
- Mystery Escape Room



HLL have developed the hugely successful History Hunters Podcast programme. This free service has currently recorded and sent out over 110 bespoke podcasts, answering questions drawn together via pupil enquiry. The 'Whole Lot of History' Podcast offers a range of historical topics including the Plague, Vikings, Stone Age, Living Memory, and Titanic. HLL have also developed an ongoing series of free learning programmes via the Niche Academy platform. These lesson plans and schemes of work have been accessed over 19,000 times.

The school loans service offered by HLL is a subscription scheme. Charges are kept to a minimum covering delivery and collection of loan boxes, repairs and replacements. Support from the de-delegated funding enables the development and resourcing of new loan boxes in line with curriculum and teacher requests. During the last academic year, this has included new resources linked to Prehistory, Anglo Saxons, WWI, Romans, Seaside, Vikings, Titanic, People that help us and Explorers.

Schools will continue to receive a nominal charge for museum/outreach visits, but only to cover the cost of the learning delivery staff. Continued de-delegation will mean these charges remain severely subsidised.



Schools Requiring Additional Support

Proposal for April 26/27

Background

The SRaS de-delegation funds support for schools, which is offered in several ways:

- Brokering school to school support with schools sharing expertise at various levels e.g. leadership, teaching, subject leadership, assessment, curriculum models.
- Providing teaching and learning support through teaching and learning consultants e.g. bespoke professional development for teachers.
- Providing financial management support for schools e.g. complex recovery plans.
- Providing HR and financial support to enable schools to reduce staffing.
- Providing one off financial support, via a bid to the schools' forum to enable the school to develop a sustainable recovery plan.

The de-delegation arrangement is aimed to support schools in financial difficulty where additional support is deemed necessary for staffing reorganisations (HR), Intervention support (MIT) and finance support (SFS) based on a set of long-established principles. It aims to encourage schools to operate on a self-managing, self-sustaining strategy with schools in the worst situation receiving the greatest support, but still contributing, with those schools which take early preventative action also entitled to support based on the RAG rating system.

If schools are classed as a School Requiring Additional Support as defined in the handbook, their current budget will impact how much of the fund they can access as in previous years.

- Schools who are in deficit or have a surplus balance below 1% CFR income pay 20% of the cost, the de-delegation provides 80%.
- Schools who have balances between 1% and 4% CFR Income pay 50% of the cost and the de-delegation provides 50%.
- Schools with a budget above 5% CFR pay 80% and the de-delegation provides 20%. There are occasions when schools do not have sufficient resources available to meet the needs of their pupils and in these cases the Schools in Difficulty fund provides schools with the resources to help them overcome the challenges they are facing.

There is clear, published eligibility criteria for access to these funds and these are managed on behalf of Schools Forum by the School Improvement Group (SIG). The funds are provided to help schools to raise achievement and create sustainable improvements in the quality of provision.

The de-delegation also includes some Termination of Employment costs (formerly Premature Retirement Costs), which can be a useful mechanism to facilitate staffing reorganisations in schools, particularly when they are in financial difficulty.

The delegation will also fund the work of the MIT team who provide the professional advice and guidance to the schools that require support, and the advisors who provide financial and governance support outside of the SLA arrangements that schools sign-up for individually. It is not possible for the County Council to provide this for free due to the removal of the school

monitoring and brokering grant from the DFE. Instead of asking for a separate de-delegation request for this function (as is normal in many other Local Authority areas) we are rolling this into this de-delegation and not increasing costs to schools. This will increase in-year costs to the fund by c£850k but will keep the fund well within budget for the next few years, whilst maintaining a low rate of de-delegated funds, helping schools to manage in a difficult financial landscape.

Current evidence indicates that the SRaS de-delegation is well received and highly valued by headteachers and governors. The partnership between schools and the local authority has also proved invaluable in helping schools to improve the quality of provision in a sustainable way.

It is important to note that if this service is not de-delegated, the County Council has no proposals to develop a buy-back service to support schools in financial difficulty, or who require intensive support to improve, and schools would need to make their own arrangements for support outside of any SLA that they already purchase from LCC or external to LCC.

The proposed cost of this de-delegation in 2026/27, based on a continuation of existing provision, is provided in the table below at a reduced rate to reflect the financial position of the de-delegation (based on 2025/26 pupil numbers). The rates will stay at the same rates as were asked for in 2025/26 to effectively run down the reserves.

	Primary	Secondary
Rate per pupil	£2.00	£3.00
Total De-delegation	£172,946	£102,324

In comparison, the rates per pupil for 2024/25 were £6.00 Primary and £7.00 Secondary. It is expected that the surplus will allow de-delegation to stay low for the next couple of years, but in future years the rate may have to increase back to an unsubsidised rate.

Children's Champion de-delegation

Schools Forum Consultation

Background

The Alternative Provision Team within Lancashire consists of an AP Lead, 2 permanent Children's Champions, 3 further temporary Children's Champions and a Quality Assurance & Safeguarding Officer. The temporary Children's Champions and QA officer were recruited at the start of the academic year 2024 to support further developing Lancashire's Alternative Provision offer.

The Role of the Children's Champion:

- Children's Champions (AP officers) sit within the Alternative Provision team and support the implementation of Alternative Provision.
- Children's Champions may be requested to support where there is a strained relationship between family and school to support engagement in education.
- The Children's Champion Team support children and young people with reintegration back to school or educational settings following permanent exclusion. This support may take place in a range of settings and environments.
- The Children's Champions offer support to schools and children 'at risk of exclusion' via the referral system and through Section 19 protocols.
- Children's Champions will seek pupil voice to ensure a young person's views are considered and to support needs.

[Alternative provision: children's champions - Lancashire County Council](#)

Previous De-Delegation Consultation & Responses

A proposal to de-delegate and continue to fund additional Children's Champions for 2025/26 financial year was agreed at the following rates:

Sector	Rate
Primary	£1.58
Secondary	£2.63
Special	£6.30

This equated to £236,503 which we appointed three additional Children's Champions and have used surplus funding to extend their roles as seeking additional temporary officers was challenging due to the temporary nature of the roll.

This was approved at the December 2024 Schools Forum to recruit after April 2025 for additional officers.

Contribution to Council Priorities

The function of the Children's Champions is to primarily support the *Better lives for All* and *Thinking Differently* council priorities. They work to support early support for children and young people and ensure the child's voice is used to ensure access to suitable education and they strive to support schools, families and children to be creative with what inclusion looks like in practice.

Since September 2024, Lancashire have been developing an Alternative Provision directory including regulated and unregulated providers who have been quality assured. This is due to be shared with internal services, settings and school partners in June 2025 to support commissioning in line with Lancashire's Section 19 protocol and legislation. The Children's Champions have adjusted their service offer to support schools with commissioning alternative provision and improve understanding the Section 19 context throughout the academic year 2024-25 with a strong focus on support for children and young people who have been permanently excluded.

In addition to supporting mainstream inclusion, the Children's Champions have been allocated to the Pupil Referral Units to support admission and reintegration of children who are permanently excluded or who required additional support accessing and engaging with their educational offer.

Impact Data

Since September 2024 – 15th May 2025, there have been 447 requests for support received into the Children's Champion mailbox. 227 of these requests have been received from school, 124 from other agencies / partners and 96 from LCC Section 19 panels. 343 were appropriate requests for support and were allocated to a Children's Champion to gather pupil voice and support access to education. There were 104 requests received into the service where other more suitable services were required. The AP team have appropriately signposted these to the right team to access the support required.

Of these referrals, 243 were at risk of permanent exclusion, 51 require SEND support or are under statutory assessment, 9 require Section 19 support for attendance or engagement in education.

With all accepted requests for support focusing on obtaining pupil voice and utilising that to support reasonable adjustments and access to education have been the main outcome worked towards alongside school, families and other agency involvement. There have been no permanent exclusions for children supported by a Children's Champion who was at risk of exclusion when referred into the service.

Testimonials

Please see the appendix for feedback from partners since September 2024 on the service provided.

Financial Implications

Their roles have been under constant review view and adjusted annually in line with council priorities for education and inclusion throughout the years. The Children's Champions currently support to prevent exclusion, support appropriate commissioning of alternative provision and work to support admission to a mainstream or PRU place following exclusion. This has an impact on the High Needs Block to ensure the funding is allocated appropriately, monitored and ceased suitably. This academic year, they have prevented 243 permanent exclusions which equates to £4.4 million additional pressure however Lancashire remains a high excluding authority.

In 2025/26, the team will further develop to work closely with the PRUs and mainstream schools to support excluded children to reintegrate quicker as in Lancashire there are large numbers of pupils without an allocated school place. This in turn places further pressure on the High Needs Block with tuition costing between £500 and £900 per week whilst a school place is sought.

Legal Implications

Section 19 legislation: Each local authority shall make arrangements for the provision of suitable education at school or otherwise than at school for those children of compulsory school age who, by reason of illness, exclusion from school or otherwise, may not for any period receive suitable education unless such arrangements are made for them.

The local authority has a statutory duty to commission provision from day 6 following a permanent exclusion. To determine suitable and appropriate provision, admissions teams and Children's Champions will work to ensure all required information is submitted to the Permanent Exclusion weekly panel for a provision decision to be made. Where further support is required and information is unclear on what is suitable for the young person, a Children's Champion is allocated to support the young person, family and integrating school to engage the young person with education. Due to the volume of referrals for support and the high levels of permanent exclusions, this resource is in high demand therefore without the additional funded resource, the local authority wouldn't be able to fulfil its statutory duty.

Performance Implications

As we move through 2025/26, Lancashire Services are working to co-produce Section 19 Protocols and embed these throughout the following academic year. A key priority is to support children access suitable provision in a timely manner and to effectively communicate with families throughout this process with a specific focus on permanently excluded children. Similarly, training and development of key stakeholders and partners on Section 19 legislation, responsibilities and support

available within Lancashire is a role for the Children's Champions as the cross over multiple services supporting vulnerable children to access and engage with education.

Due to the Children's Champions being temporarily funded, this is a challenge to recruit to and retain skilled, knowledgeable staff. The team has recently had two resignations due to the temporary nature of the role and recruitment to the remaining few months temporarily isn't an attractive vacancy to fill. In addition, the change in staffing means the volume of exclusions and requests for support are not sustainable. This results in further changes to the service offer and support to schools, families and young people themselves.

Risk Management Implications

Interfacing Lancashire services and teams such as Pupil Access, SEND, Attendance, Children Missing Education and Elective Home Education utilise Children's Champions to support their statutory functions in line with the Section 19 legislation and duties. Identifying and utilising their support to facilitate reintegration is crucial to implement the Section 19 Protocol in Lancashire. In addition, the Children's Champions will work alongside schools and admissions to ensure that Fair Access Protocols are robust to support reintegration following a permanent exclusion.

In addition, where a notification of a permanent exclusion is received into the local authority, the Children's Champions will make contact with the reintegrating school to support timely admission and any additional support required to ensure successful placements.

Schools Forum Request

In conclusion, this report is for Schools Forum to consider a de-delegation request for continuation of funding for Children's Champions to ensure Lancashire can implement the Section 19 protocols.

As there have been recent changes to staffing due to resignations, the purpose of this report is to request a continuation of 1 grade 9 officer to add to the two permanent grade 9 posts within service to develop training and awareness raising of Section 19 duties and support available for schools, families, internal services. With the remaining funding, to recruit 4 grade 7 officers to support operational support for reintegration and admission for children and young people who have been or are at risk of permanent exclusion. This is within the de-delegated envelope of £236,503.

The only additional cost will be a 4% inflationary rate increase to cover pay awards:

Sector	Rate 25/26	Rate 26/27
Primary	£1.58	£1.64
Secondary	£2.63	£2.74
Special	£6.30	£6.55

Appendix 1

XX, just wanted to say thank you for all your support, advice and guidance over the last couple of months in respect of MS. I work with Local Authorities all of the country and rarely have I come across a team so helpful and willing to support me as in Lancashire. I have no knowledge of your schools, provisions or processes and therefore trying to source education for my Looked After Child in a complex situation was somewhat daunting; I expected this to be challenging to say the least! That hasn't been the case at all - - you have been able to help me navigate through process, offered advice and guidance, attended meetings and helped co-ordinate a school roll and a package of Alternative Provision Support. Without doubt you have made an impact on the progress of sourcing appropriate education and have offered a lifeline to a young person who has experienced significant trauma and difficult – I am not sure we would have got to this point without you; and certainly it would have taken a lot longer!

I hope that when XX reads her file when she is older she is able to recognise the contribution that you made to hopefully a more positive future for her

Thank you for all your help

XX Doncaster VS

Good afternoon

I am reaching out on a really positive note to provide some feedback and compliment the work of the council by the Children's Champions role.

I am aware that this role was a newly established role about 4 or 5 years ago, and how this role would evolve was something that was uncertain at the time.

Having worked with all four of the Children's Champions through our practice in our schools but also on specific projects that the team support us with, for example discussing supportive strategies for our vulnerable pupils across the Trust at a bespoke panel, the impact of the team has been immeasurable. All of the team have been diligent, professional and shown the highest level of integrity and child centred values, advocating for children with tenacity and being their voice amongst some very challenging circumstances.

I wanted to share this so their impact can be formally recognised, both as four individuals, but also as a team and the benefit this team brings to children across Lancashire in our schools, but also beyond.

Having this team of four is an amazing resource that we're really grateful for.

Sending thanks and best wishes

*XX Head of Safeguarding and Welfare
Endeavour Learning Trust*

XX recently support us as a family, and our son XX when he was excluded from secondary school. This was a dark and confusing time for all of us and XX's mental health plummeted and he attempted suicide. As parents who do not work in education we were at a loss as to know what would happen, what support was available, and what XX's future held. XX's first appeal was rejected and he was sent to a PRU. We were told by a number of professionals that his exclusion was avoidable, illegal, unreasonable and unfair. This was what the independent panel confirmed at his second appeal. XX was a key in supporting XX at this time. From the offset he told XX that this exclusion would not define him. He was the only adult who told him that. We as parents failed to do this. XX gave him hope. He let that first ray of light through for XX to know that he could have a positive future. He did this with empathy, kindness and patience. He was in XX's corner. The impact on XX cannot be understated. In addition to supporting XX, XX helped us to understand the complexities of educational law, navigate the appeals process and support XX to reintegrate into mainstream school. Not every family have the funds to instruct legal representation, and without Champions like XX, those children who are from lower socioeconomic backgrounds stand less of chance of a fair and just appeal. XX heard XX's voice and represented him at the appeal. He was crucial in pulling XX, and us as a family out of turmoil. It was evident at the independent appeal that the school who excluded XX did not know of the services offered by the Children's Champion. Had they known, and XX been referred earlier, the exclusion may have been avoided. The role of the Children's Champion is indeed multifaceted, but also critical to our most vulnerable children. I cannot express our gratitude enough for the work XX has done with and for XX. Parent / Carer

Hi XX,

Thank you so much for everything that you are doing. XX is made up with the tutor that you have sorted for her, she said that she has really enjoyed the sessions. I'm so happy for her thank you they're like a match made pair how perfect am really over the moon I am so grateful.

XX - parental feedback

Lancashire Schools Forum

Annual Report 2024/25

April 2024 – March 2025



Contents

	Annual Report 2024/25.....	2
1.	Introduction.....	2
2.	Chair of the Lancashire Schools Forum.....	2
3.	School Budgets 2025/26	2
	3.1. Schools Block	2
	3.2. High Needs Block	3
	3.3. Early Years Block	3
	3.4. Central School Services Block.....	5
	3.5. Issuing Individual School Budgets	5
4.	Service De-Delegations 2025/26.....	5
5.	Support for Schools In Financial Difficulty (SIFD).....	6
6.	Clawback of Excess Balances.....	6



1. Introduction

The 2025/26 financial year brought further challenges to schools due to increased inflationary pressures on budgets. During this period, The Lancashire Schools Forum and its associated working groups considered a variety of reports and presentations on school funding and finance related matters.

This annual report sets out some of the significant issues dealt with by the Forum.

2. Chair of the Lancashire Schools Forum

Daniel Ballard, Headteacher at St Mary's and St Benedict's RC Primary School was elected as the Forum Chair. Stephen Booth, a governor at Ellet St John the Evangelist CE Primary School, remained as the Vice-Chair.

3. School Budgets 2025/26

Advising on the Schools Budget is a crucial responsibility of the Forum.

Lancashire's Gross 2025/26 Dedicated Schools Grant (DSG) allocation is £1,483.964m, including the academy recoupment. The 2025/26 figure is £149.012m higher than the previous year. This increase in funding is due to:

- Lancashire's share of the increased high needs block funding.
- Increased funding within schools block to reflect the pay award grants rolled into the funding formula.
- Increased funding within early years received due to the extended entitlements of 2-year-olds and under two-year-olds within the early years block.

The key headlines from the 2025/26 budget setting process included;

3.1. Schools Block

Lancashire continues to use the National Funding Formular (NFF) methodology to calculate Schools Block budgets in 2025/26.

The main changes to NFF formula factors arising from this additional funding are set out below.

- Rolling the 2024 to 2025 teachers' pay additional grant, the teachers' pensions employer contribution grant 2024, and the core schools budget grant into the National Funding Formula.
- Further increases to National Funding Formula factor values (on top of the amounts we have added for the teachers' pay additional grant, the teachers' pensions employer contribution grant and annualised Central Schools Services Block, as can be afforded following the settlement of the core schools budget for 2025 to 2026.



Following a consultation with schools and academies in Lancashire, through available local discretion in 2025/26, the following was agreed by the Schools Forum and the LCC Cabinet:

- The Minimum Funding Guarantee (MFG) was set at a 0.0%
- The basic entitlement factor was set at 99.3% of the NFF factor to ensure a balanced budget could be set within schools block

In addition, the Government announced a minimum pupil funding levels for primary and secondary schools for 2025/26:

- For primary schools, the minimum pupil funding level will be £4,955 per pupil
- For secondary schools, the minimum pupil funding level will be £6,465 per pupil

3.2. High Needs Block

Whilst the increased funding within the High Needs Block was welcome, the funding block continues to have significant demand led pressures with the following agreed:

- The HNB allocation received has been fully utilised to cover the growth in High Needs expenditure from April 2025.
- The demanding constraints within the high needs block meant that the weighted pupil number (WPN) rate across all early years settings, schools and FE settings will remain at £5,440.
- Existing School Specific factor (special schools & PRUs) increased by 0.50% in line with increases to average schools block funding .

3.3. Early Years Block

Lancashire's Early Years funding for 2025/26 is a total of £201.554, which is significantly higher than the 2024/25 allocation due to the extended entitlements.

3 and 4-year-old entitlements

Due the increased funding Lancashire has received, the Lancashire base rate for 3 and 4-year-old entitlements is £5.70 per hour in 2025/26, an increase of £0.29 per hour from 2024/25.

The 2025/26 funding rate is therefore as follows:

2024/25 Base rate	£5.41 per hour
2025/26 DfE uplift	£0.24 per hour
2025/26 Additional funding from within the Early Years Block	£0.05 per hour
2025/26 Base rate	£5.70 per hour

3- and 4-year-old Supplementary funding hourly rate for maintained nursery schools

Lancashire will receive a £0.65 increase in the supplementary funding hourly rate for maintained nursery schools in 2025/26, which will be passed to the maintained nursery schools, providing a revised hourly supplement rate of £5.83 per hour

2-year-old entitlement

Lancashire has adopted one single funding rate for 2-year-old entitlements. Due the increased funding Lancashire has received, the Lancashire base rate 2-year-old entitlements is £7.46 per hour in 2025/26, an increase of £0.36 per hour from 2024/25. Please note the extended entitlements to 30 hours for working parents from September 2025.

The 2025/26 funding rate is therefore as follows:

2024/25 Base rate	£7.10 per hour
2025/26 DfE uplift	£0.29 per hour
2025/26 Additional funding from within the Early Years Block	£0.07 per hour
2025/26 Base rate	£7.46 per hour

Under 2-year-old entitlement

Due the increased funding Lancashire has received, the Lancashire base rate for Under 2-year-old entitlement is £10.21 per hour in 2025/26, an increase of £0.70 per hour from 2024/25. Please note the extended entitlements to 30 hours for working parents from September 2025.

The 2025/26 funding rate is therefore as follows:

2024/25 Base rate	£9.51 per hour
2025/26 DfE uplift	£0.36 per hour
2025/26 Additional funding from within the Early Years Block	£0.34 per hour
2025/26 Base rate	£10.21 per hour

Early Years Pupil Premium

Lancashire will increase our early years pupil premium rate, up to £570 per eligible child per year, for 2025/26, in line with national announcements. This is an increase of £182 from 2024/25.

Disability Access Fund

Lancashire will increase the disability access fund, up to £938 per eligible child per year for 2025/26, in line with national announcements. This is an increase of £28 from 2024/25.



SEN Inclusion Fund

Local authorities are now required to have a Special Educational Needs Inclusion Fund for all eligible 3 and 4-year-olds, 2-year-olds and under 2s who are taking up the free entitlements, regardless of the number of hours taken. Due to top up funding now being funded via the High Needs Block and not from the Early Years SEN inclusion fund, for 2025/26 the Lancashire fund will total £1.65m.

3.4. Central School Services Block

This Block is used to fund central functions that local authorities carry out on behalf of pupils in state-funded maintained schools and academies in England. The Central School Services Block (CSSB) is split into funding for historic commitments and funding for ongoing responsibilities.

The funding block remained largely unchanged from the previous year

3.5. Issuing Individual School Budgets

Once Lancashire's proposals had been approved by the DfE, individual school budgets for 2025/26 were issued to schools on 27 February 2025.

4. Service De-Delegations 2025/26

Regulations require the Schools Forum to decide which services should be de-delegated each year. Due to change in government funding guidance was only received late in November, meaning the Forum considered a number of de-delegation proposals and voted at the schools block meeting in December.

Primary and secondary members agreed by phase that several services would be de-delegated for the 2025/26 financial year. This means that for primary and secondary schools (but not academies) services will be provided centrally. A full list of de delegations agreed from April 2025 are:

- **Staff costs – Public Duties/Suspensions.** This de-delegation incorporates reimbursement to schools for staff costs associated with public duties and suspensions;
- **Heritage Learning Service - Primary Schools Only.** Provides funding for the work the Heritage Learning Service undertakes for primary schools to help meet the national curriculum and to support wider cultural learning;
- **Schools Requiring Additional Support.** Previously named Schools In Financial Difficulty. This funding allows support to be offered to schools in financial difficulty, which is managed by the School Improvement Group (SIG) against published eligibility criteria.
- **Primary Inclusion Hubs.** This de-delegation continues to support Inclusion activities of primary schools in each district to reduce exclusions and improve attendance for pupils at risk of exclusion, including providing high quality training for staff in schools and sharing share good practice and expertise.



- **Children's Champions.** To support young people at risk of exclusion and those who are struggling to attend and work as an advocate for the child to support breakdown of relationships with schools.

As always, the Forum is very grateful for the consultation responses and comments from colleagues in schools and academies that help to shape and steer the Forum's decisions and recommendations. 174 responses were received from schools in response to consultations about the school funding arrangements for 2025/26, which was an increase from 2024/25 of which 156 responses were received.

5. Support for Schools In Financial Difficulty (SIFD)

44 schools ended the 2024/25 financial year in deficit, compared to 38 schools a year earlier. Several schools returned to surplus during the year through the delivery of budget recovery plans. The overall school balances have decreased from c£70m to c£67m, an overall reduction of £3m, however this is mainly due to academy conversions throughout the year.

The Forum continues to work with the LA to support schools that are in, or may be heading towards, financial difficulty. This includes monitoring the financial outlook of schools on the Schools in Financial Difficulty category warning system for maintained schools, issuing early warning letters to offer a 'heads-up' that financial pressures may be mounting and using the agreed SIFD procedures to provide additional support to some schools.

6. Clawback of Excess Balances

In July 2024, the Schools Forum voted to reintroduce Clawback at 31 March 2025. As a result, 12 schools held excess balances above the clawback policy guideline, which is the same number as the previous financial year.

Full details of all Schools Forum business are available from the Schools Forum [website](#).

For any queries, please email schoolsforum@lancashire.gov.uk





SEND Capital Plan engagement June 2025

Background

- DFE has allocated money to Local Authorities through the HNPCA (High Needs Provision Capital Allocation).
- There are strict guidelines for what this fund can be used for.
- Whilst DFE have released this funding annually over the last few years it is not guaranteed, neither is the amount when it is released.
- Lancashire currently has around £57million from this fund.
- Some projects are already underway and we are now seeking feedback on the proposed plan for how the remainder of this money, and any further DFE HNPCF allocation, should be used over the next 3-5 years.



How has the proposed plan been developed?



Alignment with Lancashire's Local Area SEND Strategy and Priority Action Plan.

Vision to have enough places across a range of settings for young people to be able to attend the right setting for them in their local area.



Consideration of providing best value for money and supporting reduction of spending in other areas such as High Needs Block.



Priorities based on the data and wider information available-including parent carer voices and that of settings gathered through surveys and engagement events for the SEND Strategy.

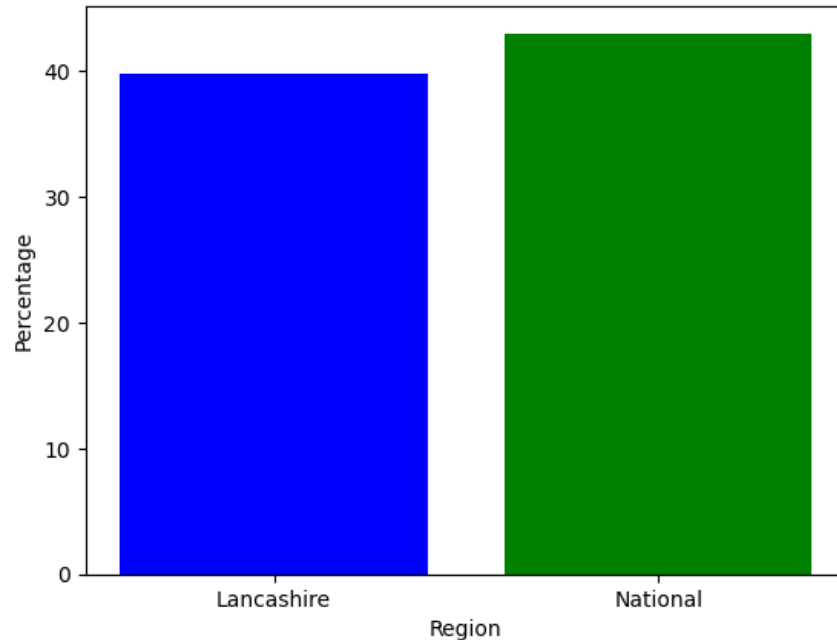


Awareness of both budget and wider resource restrictions to produce an ambitious yet realistic plan.



Data

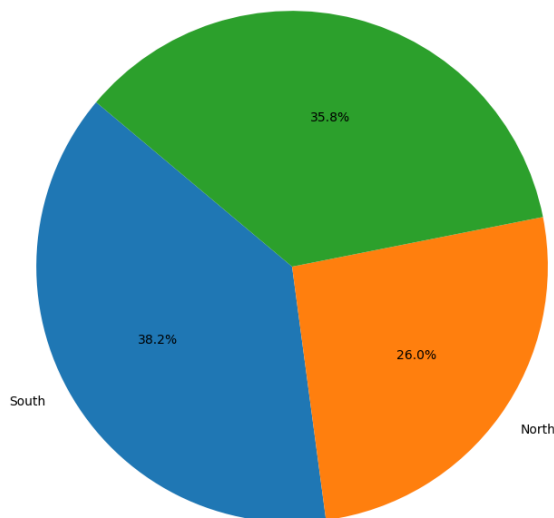
Percentage of Children and Young People with EHCPs Education in a Mainstream Setting



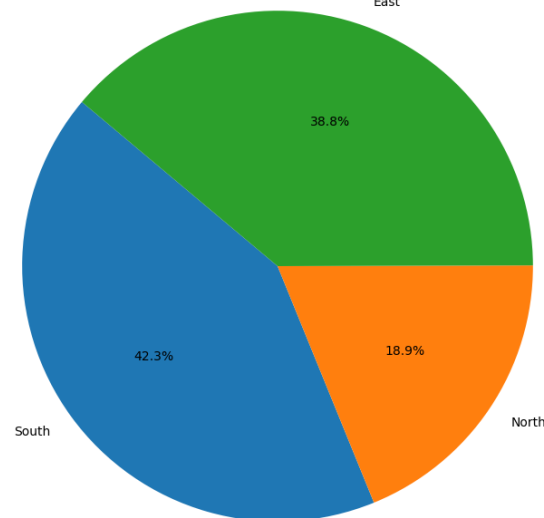
- January 2025 data shows that there were 12,202 children and young people with EHCPs in Lancashire.
- 5.5% of pupils in Lancashire have an EHCP compared to 5.3% nationally (DFE 24/25)
- 13.2% of pupils are at SEND support compared to 14.2% nationally (DFE 24/25)
- DFE Statistics indicate that 39.8% of all children and young people with EHCPs in Lancashire are attending a mainstream setting (2024). This is lower than the national figure for 2024 which shows 43.3% of children and young people educated in mainstream settings.



Census Jan 2025 Total EHCPs Lancashire East



Special school places commissioned Sept 25 East

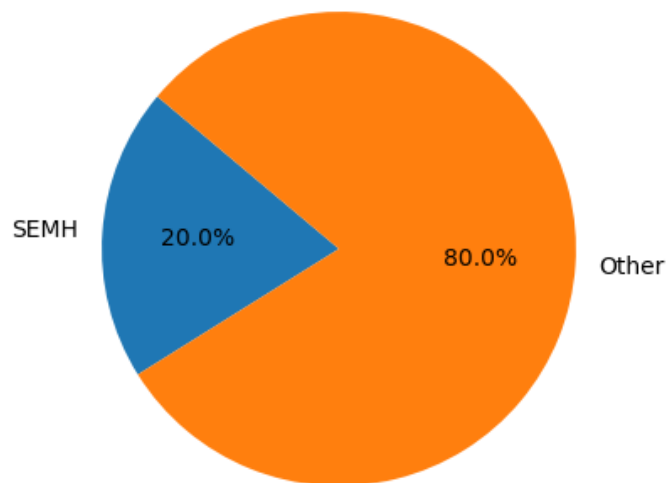


The ratio of special school places commissioned compared to the distribution of EHCPs shows that the places commissioned in the North is significantly different from it's proportion of EHCPs.

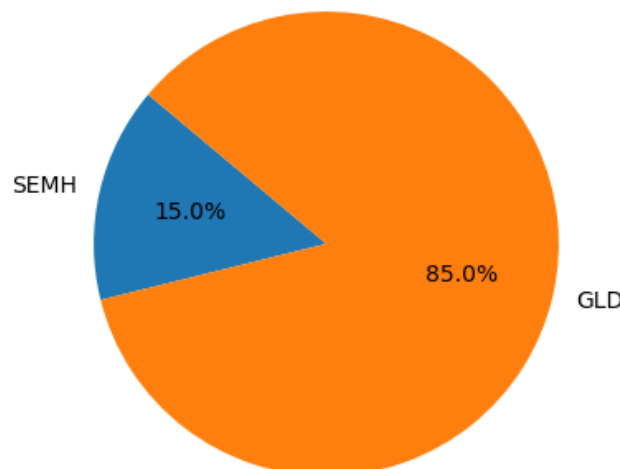
This reflects the particular increase in number of EHCPs in the North which has increased at a higher rate than the average for Lancashire.

The difference in ratio between SEMH and GLD for EHCPs v special school places is representative of the increase in the percentage of SEMH as primary need which has been seen over the last 5 year in Lancashire and the inherent challenges with expanding existing SEMH settings.

EHCP data census January 2025

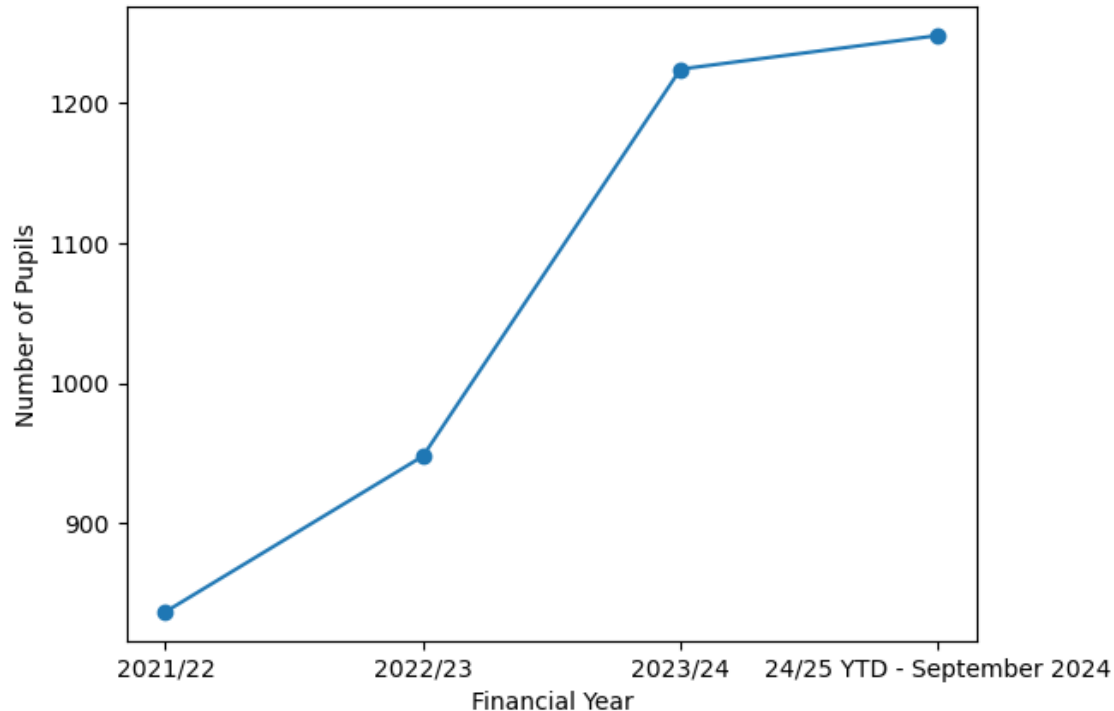


Special school places



Independent placements

Number of Pupils with EHCPs in Settings Other Than Maintained/Academy Schools



- In September 2024 the total number of places required across settings outside of our maintained and Academy sector was 1428. This represents a 49% increase since 2021/22.
- Costs for placements outside of the maintained sector are significantly higher than for our maintained settings. The average cost per pupil in an independent school for financial year 2024 / 25 at September 2024 was £57,146. This average cost has increased by 58.6% from £36,025 in 2021/22.



What does our information tell us?

- Between 2021 and 2024 Lancaster was the area with the highest number of children and young people with EHCPs in independent placements.
During this time Lancaster saw an increase of 45% of placements in independent settings indicating that the need in this area is continuing to grow due to lack of appropriate school places.
- The districts showing the fastest growing increases in demand for independent placements as a result of lack of sufficiency in the area are:
 - Burnley (50% increase in independent placements),
 - Rossendale (85%)
 - Pendle (94%)
- We also looked at the number of children and young people with EHCPs in PRUs, awaiting provision and out of education, or whose parents have requested to electively home educate them. This data indicated a significant further number of children and young people who may require specialist placement.



- Qualitative information and data from the Portage and Early Years Specialist Teaching Service, as well as from parent carers and early years setting has highlighted the need for Early Years places which is not clearly shown in EHCP data due to issues with the current system.
- There are currently 3 GLD special schools which have Intensive Support Units for Autistic young people who have very high support needs. Where this isn't available in the other parts of the county Lancashire is reliant on independent placements. This may mean that young people are not able to go to school locally. These placements in independent settings are typically over £90,000 per pupil per year.
- There are currently 25 SEND units / SERFS open or in development. There is disparity amongst districts with some districts having none and others having 2 or more. Only 3 of the current provisions are based in Secondary schools. The majority of current SEND units are to support children and young people with speech, language and communication needs, including Autism.



What are the most pressing needs?



Secondary SEND Units - the rapid development of Primary **SEND units** means that there is now an urgent need for secondary units.



Intensive Support Units (for ASD with very high support needs) as part of GLD schools – this is currently only available in 3 schools across the county.



There is currently no maintained or Academy provision across the county for young people with **ASD** requiring curriculum to GCSE and A Levels but with needs that can't be met in mainstream environment.



Special school places for KS2-KS4 pupils with SEMH as their primary need - currently provision for this in North of the county is for KS3-4 only, with no provision for Lancaster and above and not enough places in the East.



Post 19 provision – currently Lancashire is dependent on independent providers or Alternative Provision settings.



How do we plan to use any HPCNA budget?

New Provisions	Expansions	SEND Units	Post 19 Provision	Developing mainstream environments
<ul style="list-style-type: none">• Key areas of need will be SEMH settings for KS2 upwards and specialist ASD settings for young people requiring mainstream curriculum	<ul style="list-style-type: none">• Ensure that Early Years spaces are available• Ensure that there are sufficient post 16 spaces• Develop Intensive Support Units for Autistic young people to ensure equality of provision across the county.	<ul style="list-style-type: none">• Ensure a continuum of offer across districts.• Address disparity among districts.• Address lack of secondary based units	<ul style="list-style-type: none">• Develop a framework for Post 19 Provision.• Ensure equity of offer across the county.	<ul style="list-style-type: none">• If / when DFE guidance for funding allows• Small projects which support mainstream settings (including Nursery Schools) to develop their environment to reduce barriers to inclusion for more pupils



Current Projects

Area	Needs to be met	Project Type
Preston (Acorns)	GLD - Primary	Special school expansion
Lancaster (Loyne)	GLD-post 16	Special school expansion
Lancaster (Bleasedale)	GLD	Special school expansion
West Lancs (Hope High)	SEMH secondary	Special school expansion
Preston (Moorbrook)	SEMH secondary	Special school expansion
Fylde and Wyre (Brookfield)	SEMH Secondary	Special school expansion
Fylde and Wyre (Thornton)	Primary SEMH	Mainstream SEND unit
Preston (Brockholes Wood)	Primary SEMH	Mainstream SEND unit
Lancaster (carnforth)	Primary SLCN / ASD	Mainstream SEND unit
West Lancashire (Delphside)	Primary SLCN / ASD	Mainstream SEND unit
Burnley (Brunshaw)	Primary SLCN/ASD	Mainstream SEND unit
Lancaster (Grosvenor)	Primary SLCN/ASD	Mainstream SEND unit
South Ribble (Northbrook)	Primary SLCN/ASD	Mainstream SEND unit
South Ribble (Wellfield Academy)	Secondary SLCN / ASD	Mainstream SEND unit



2025/26 Proposed plan

Area	Needs to be met	Proposed Project Type
East	SEMH KS2 – KS5	New school
East	ASD mainstream curriculum / medical KS2 – KS5	New School
Burnley	Primary GLD	Special school improvement (PFI project delayed)
Pendle	Post 16 / Early Years	Special school expansion
Lancaster	Post 19	TBC – likely special school expansion
Preston	Post 19	TBC – likely special school expansion
Rosendale	Early Years / Post 19	Special school expansion
Fylde and Wyre	Secondary SEND unit SLCN	Mainstream SEND unit
West Lancs	Secondary SEND unit SLCN	Mainstream SEND unit
Lancaster	Secondary SEND unit SLCN	Mainstream SEND unit

2026/27 Proposed Plan

Area	Provision to meet need	Proposed Project Type
Chorley	Intensive Support unit , Early Years spaces, assessment places for new to area	Special school expansion
Preston	SLD / PMLD 2-19 (Early Years spaces, Post 16 and assessment for new to area)	Special school expansion
Hyndburn	Primary GLD (Early Years / Intensive support unit)	Special school expansion
Lancaster	SEMH KS2 – KS4	New school
Chorley	Secondary SEND unit SLCN	Mainstream SEND unit
Burnley	Secondary SEND unit SLCN	Mainstream SEND unit
Preston	Primary SEND unit SEMH	Mainstream SEND unit



2027/28 proposed plan – dependent on further funding, to be reviewed and updated annually

Area	Provision	Proposed Project Type
Centrally located	ASD mainstream curriculum KS2 – KS5	New school
West Lancs	Post 19 provision	TBC
Preston	Secondary SEMH unit	Mainstream SEND unit
West Lancs	Primary SEMH unit	Mainstream SEND unit
Lancaster	Primary SEND unit SEMH	Mainstream SEND unit
Fylde and Wyre	Secondary SEND unit SEMH	Mainstream SEND unit
County wide	Increasing inclusive environment of mainstreams	Fund which mainstream schools can bid for to enhance the inclusivity of their school through capital works.

2028 onwards –to be reviewed and updated annually with additional detail based on data and funding available

New Schools – consider 11-19 GLD school in Lancaster, currently all through schools causing sufficiency issues for children and young people requiring special school for secondary.

SEND units – continue to develop so that each area has primary and secondary spaces for SEMH and SLCN

Mainstream environment adjustments assuming new funding regulations allow – including nursery schools.

Intensive support unit (ASD) in each area.

Special school expansions



Any questions?

- Survey open until Friday 25th July.
 - Do you agree that enough information has been provided to explain how the proposed plan to spend the SEND Capital Fund has been developed?
 - Do you agree that the proposed plan will support the delivery of the draft SEND Strategy and the Priority Action Plan?
 - Do you agree that the proposed plan to spend the SEND Capital Fund is appropriate given the information shared?
 - Any further comments?

SEND Capital Plan



The Nursery's Delivery Model

'Free' model:

- Families that are eligible for the 15 hours entitlements can access Monday and Friday afternoons 12.30-18.00, giving them a total of 11hrs per week, for 51 weeks of the year.
- Families that are eligible for the 30 hours entitlement can access Monday to Friday afternoons 13.30-18.00, giving them a total of 22.5 hrs per week, for 51 weeks of the year.
- There are no charges for meals/consumables during these sessions, and parents can access the entitlements completely free of charge.

Other options:

- The nursery also offers a variety of other sessions that families can 'voluntarily' sign up for.
- Where this is the case, they still claim the government funding and the free entitlements hours are allocated in 10 or 5 hour blocks each day, over 38 weeks of the year.
- Families are charged for any additional hours over and above the 15/30 hours per week.
- Families are charged a full day or half day rate that covers meals, consumables, and additional activities against the hours that are being paid for under the Free Early Education Entitlement (FEEE) scheme.
- In the 13 non-funded weeks families are charged the full day rate, which is inclusive of meals, consumables, and additional activities.
- There is a requirement for families to access a minimum of 2 full days, or 4 half days per week.
- The nursery does not allow parents to supply their own food and snacks for their children nor does it allow parents to opt out of the charges for meals, consumables, and extra activities.
- If parents do not want to pay the charges for meals, consumables or additional activities, the only option is for them to access the sessions that are offered under the nursery's free model.

Parental Dispute

- The parent is entitled to 15 hours funded childcare per week up to a maximum of 570 hours per year under the working families' entitlements. Their child attends nursery 3 full days, Tuesday, Wednesday, and Thursday.
- The 15 free entitlement hours have been allocated as 10 hours on Tuesdays, and 5 hours on Wednesday mornings, over 38 weeks of the year.
- The parent is charged for an additional half day session (5.5 hours) Wednesday afternoons and a full day on Thursdays, for 38 weeks of the year.
- The parent is charged the full day rate for consumables on Tuesdays and the half day rate for consumables on Wednesday mornings.

- In the 13 non-funded weeks, the parent is charged 3 days at the normal day rate.
- The parent is disputing the consumables charges for Tuesdays and Wednesday mornings as these are the days/sessions that the nursery is claiming payment for under the (FEEE) scheme.

Statutory Guidance

A1.32 of the statutory guidance states that government funding is intended to deliver 15 or 30 hours a week of free, high quality, flexible childcare. The 15 or 30 hours must be able to be accessed free of charge to parents. There must not be any mandatory charges for parents in relation to the free hours. Government funding is not intended to cover the costs of meals, other consumables, additional hours, or additional services.

A1.33 of the statutory guidance states that providers can charge parents for meals and snacks, non-food consumables, and extra activities in connection with the free hours, but these charges must be voluntary for the parent. It also states providers can charge for any additional, private paid hours according to their usual terms and conditions provided taking up private paid hours is not a condition of accessing a free place.

A1.37 of the statutory guidance states that parents must be able to opt out of paying for chargeable extras and the associated consumable or activity for their child. Charges for activities and extra services should be on the basis of parental choice and a willingness to meet the charges.

A1.40 of the statutory guidance states that providers should deliver the free entitlements consistently, so that all children within a setting accessing any of the free entitlements receive the same quality and access to provision, regardless of whether they choose to pay for voluntary hours, voluntary extra services, meals or consumables.

Council Findings

Based on our understanding of the nursery's delivery model we have sought further advice from Legal Services who have confirmed the current model does not comply with the sections of the statutory guidance listed above for the following reasons:

1. Under the nursery's free model families who are eligible for 15 hours are only able to access provision on a Monday and Friday afternoons, whereas families who are eligible for 30 hours can access provision Monday to Friday afternoons. This is a breach of A1.40 as it does not allow the same access to the free entitlements for all children.
2. The nursery is not delivering the free entitlements consistently, regardless of whether parents choose to pay for voluntary hours and services. i.e. they have a free option, yet also offer alternative hours, whilst still claiming the government funding for the alternative hours. The alternative hours are only available to families if they pay the consumables charges, even though the

consumables charges relate to hours that they are being paid for under the (FEEE) scheme. This is a breach of A1.32, A1.37 and A1.40 as it does not allow the same access to the free entitlements for all children, nor does it allow parents to opt out of paying the consumables charges.

3. Furthermore, if families require hours outside of their free model, the nursery stipulates a minimum attendance of two full days or 4 half day sessions. This is a breach of A1.33 as it means that 15 hour families have no choice but to pay for extra hours each week, as the only alternative is for them to access their entitlements on a Monday and Friday afternoon under the nursery's free model.
4. Whilst the statutory guidance (A2.7) enables providers to decide which days and times they choose to offer the free entitlements, any hours outside of their free model cannot be paid for using the FEEE scheme and should, therefore, be paid for privately by the parent according to the provider's usual terms and conditions. For example:
 - If a provider chooses to offer the free sessions each afternoon Monday to Friday from 12:30-18:00, this is their choice as a private business.
 - However, the provider cannot then be paid under the FEEE scheme for any hours outside of their free model, on the proviso that families pay chargeable extras. Any charges for additional hours, meals, consumables, or extra activities must be voluntary to the parent if the hours are being paid for under the FEEE scheme.
5. In relation to the parental complaint, because they are claiming 15 hours per week under the FEEE scheme (10 hours on Tuesday and 5 hours on Wednesday) these hours must be offered without any additional charges attached to them.

As outlined in A1.38 of the statutory guidance providers who choose to offer the free entitlements, are responsible for setting a policy on providing parents with options for alternatives to additional charges. This policy must offer reasonable alternatives that allow parents to access the entitlement for free, including allowing parents to supply their own, or waiving the cost of these items. Because the nursery are being paid for the 10 hours on Tuesdays and 5 hours Wednesday mornings under the FEEE scheme, if the parent is unwilling to pay the charges for meals, consumables and extra activities the nursery will have to waive the charges if they do not allow parents to supply their own.

Conclusion

The recently published [20 012 191 - Local Government and Social Care Ombudsman](#) report in relation to the Bournemouth, Christchurch & Poole case confirms our interpretation of the legislation.

Please refer to the conclusions in points 24-34. Point 29 is of particular relevance as the Ombudsman states:

- "We do not accept the argument that the charges were voluntary because the parents 'chose' to send their child to the nursery during core hours. If the hours a child attends are being claimed as FEEE hours, the charging for those hours must comply with the FEEE rules, and all charges in respect of them must be

voluntary. Accordingly, if the nursery's core hours were not FEEE hours, then parents could not use their FEEE to pay for those hours. If they were FEEE hours, then there could be no mandatory charges applied in respect of them".

This was also confirmed by the judge in the [BCP High Court Ruling](#) as outlined in paragraph 67.