

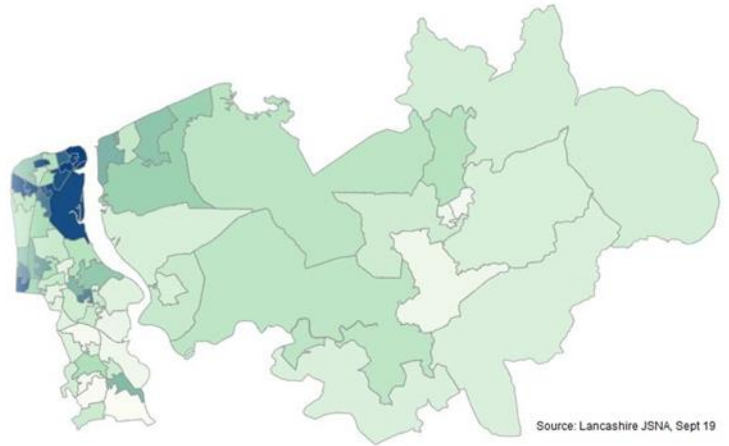
WYRE 2025

STRATEGIC ASSESSMENT LOCAL PROFILE

Wyre is an authority in Lancashire that contains 24 wards.

The area has a similar number of people per square kilometre as the England and Wales average.

It is estimated that there will be a population increase of 4% over the next 10 years.



Source: Lancashire JSNA, Sept 19

Wyre Lower Super Output Area deprivation map. The darker the colour the more deprived the area.

Health varies compared with the England average.

Wyre is ranked 147/317 in the **Index of Multiple Deprivation** against all local authorities in England and 9/14 across Lancashire.

Approximately 18.9% (3,371) of children live in relative low-income families.

Life expectancy for both men and women are lower than the England average. There are also inequalities within the district between the most deprived areas and the least deprived – 10.3 years lower for males and 7.7 years lower for women.

Alcohol related hospital admissions have remained similar and are significantly lower than both the regional and England average.

Hospital admissions for **intentional self-harm** are decreasing and are lower than the North West and national average. **Suicide rates** are above the national average.

Hospital admissions for **violence** (including sexual violence) are significantly lower than the region and national statistics and are the 4th lowest across Lancashire when looking at rate per population.

Crime and Anti-Social Behaviour headlines

There has been a 4.2% increase in all crime from 2021 to 2024.

Wyre had the 6th lowest rate of all crime per 1000 population across the county in 2024.

There has been a reduction in burglary. Wyre had the 4th lowest number of burglaries by volume, and the lowest by rate across the county in 2024.

Wyre has rates lower than the Lancashire average for robbery, vehicle crime, and violent crime.

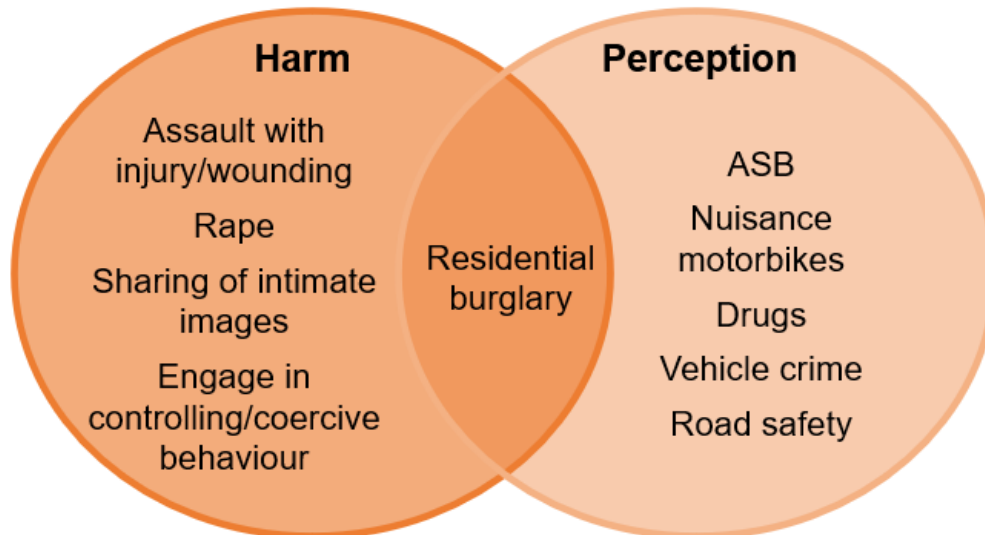
The reoffending rate for all crime is 23.0% and is below the national rate of 26.3%.

Anti-Social Behaviour incidents – Wyre was 5th lowest by volume and 3rd lowest by rate per 1000 population across Lancashire in 2024.

HARM AND PERCEPTION

Office for National Statistics crime severity tool was used to calculate the level of **harm** of crime in Wyre.

Lancashire Talking provided an indicator of the public's **perception** of the crime and community safety issues important to Wyre.



Residential burglary is of concern to the public and results in a high level of harm.

RISK AND THREATS

A threat assessment undertaken by Lancashire Constabulary using the Management of Risk in Law Enforcement methodology found these crime types and issues were the **highest risk** across Lancashire.

- Anti-Social Behaviour
- County Lines/violence related to drug supply
- Cyber crime
- Domestic abuse
- Exploitation of young people – child criminal exploitation
- Fraud
- Gang crime
- Homicide
- Knife Crime
- Modern Slavery/Human Trafficking
- Road Safety
- Violence Against Women and Girls

SERIOUS AND ORGANISED CRIME



As part of Operation Genga (partnership approach to tackling organised crime) the following were highlighted as **key issues** of **Serious Organised Crime** for Wyre:

- County lines drug dealing in the area.
- Importation of drugs via the port.
- Associated crime/violence linked to Organised Crime Groups.

ROAD SAFETY

- The number of collisions (all severities) have reduced from 2022 (n=201) and are lower than pre-pandemic totals – 2023 (n=196) and 2024 (n=182).

In 2024:

- 59% of all casualties were involved in collisions on roads with speed limits of 30mph or less.
- 24% of casualties were involved in collisions on roads with speed limits of 60mph+ which is above the Lancashire rate of 21%.
- 67% of all casualties were male, 33% female.
- The peak age groups for casualties were 15-19 years and 80+ years.
- 14% (n=11) of all killed or seriously injured (KSI) casualties in Wyre during 2024 were motorcyclists, which is similar to the Lancashire rate of 15%.
- 16% (n=13) of KSI casualties in Wyre were cyclists, which is above the Lancashire rate of 11%.



VICTIM PROFILE

Where **gender** details were recorded 55% of all victims of crime were female and 45% were male.

74% of all victims were aged under 50 years old.

The most prevalent group of victims were **White British**, aged **30-44 years**.

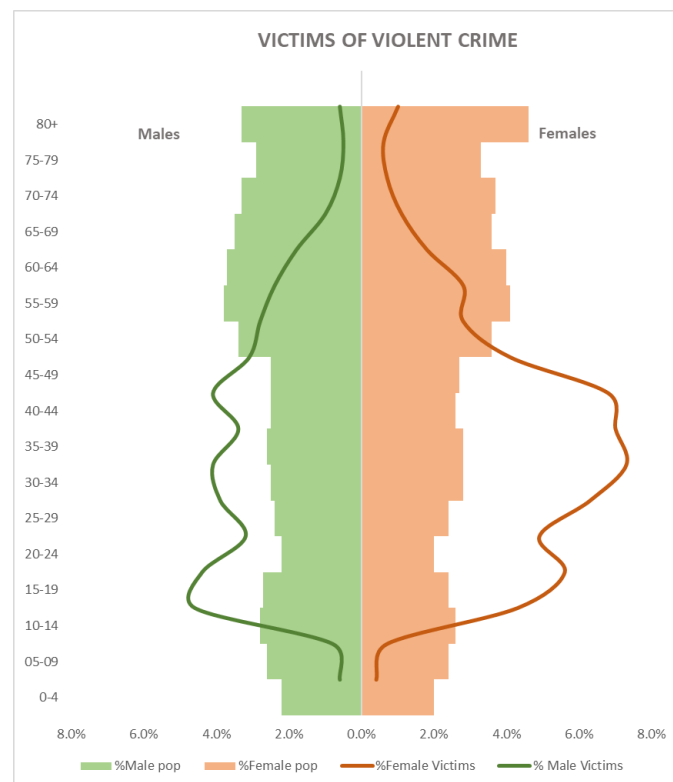
Domestic Abuse was a factor in 20% of all recorded crime.

Assault with injury and assault without injury were the most common recorded offence type for both males and females.

There is an overrepresentation of **male** victims of **violent crime** aged 10-49 compared to the overall male population breakdown for those age groups.

A greater disproportionality can be seen amongst **female** victims of **violent crime** aged 10-49 compared to the overall female population breakdown for those age groups.

The **elderly** are less likely to be victims of crime.



*The chart depicts the Wyre **population** breakdown by age and gender within the bar charts, whilst the line depicts the breakdown of **victims of violent crime** by age and gender.*

DOMESTIC ABUSE

- Females accounted for 73% of victims of domestic abuse (DA) and males 27%.
- The peak age group was 25-44 years.
- Victims were predominantly White British (97%).
- 23% of domestic abuse offences were alcohol related.
- Assault without injury, assault with injury, and stalking were the most reported DA crime types in Wyre.
- The highest number of offences were reported in the Pharos ward, followed by Bourne, Mount, Park and Rossall wards.

In Wyre, 29% of all domestic abuse victims fell within the “Comfortable Communities” category (ACORN, Jan22-Dec24), which key characteristics include:

- Age 25+
- House – semi-detached or detached
- Children at home – 1+
- House tenure – owned outright or mortgaged



Although the “Comfortable Communities” category records the highest proportion of DA victims within Wyre, as 45% of the Wyre district population makes up this category, the overall number of DA victims within this category is disproportionate.

REOFFENDING

The reoffending rate for Wyre is 23.0%, which is below the Lancashire rate of 28.1% and the national rate of 26.3%. (MoJ release Jan 25).

Previous cohorts have shown that the **gender** split is 86% male, 14% female – this has varied in recent years. Males have a higher repeat rate than females.

The average number of reoffences per reoffender is greater for males than females

The ethnicity of 99% of repeat offenders is white.

Peak age groups are between **25-34 years** –40% of all reoffenders are within these age ranges.

Peak crime types fall within the **theft** and **violence against the person** categories.

ANTI-SOCIAL BEHAVIOUR

Anti-social behaviour (ASB) features as one of the primary concerns for the people of Wyre in the Lancashire Talking Survey. Annual totals of reported ASB have been reducing in recent years.

In 2024, the wards with the highest volume of ASB reported were **Pharos, Jubilee, Mount, and Bourne** – these wards account for 39% of ASB across the district.

- 17% of incidents were **noise nuisance**.
- 18% of incidents were **neighbour disputes**.
- 16% of incidents were **youth related**.
- 5% were **moto nuisance** related.

Peak locations include in and around supermarkets, and residential addresses.



SUBSTANCE MISUSE



For young people in Lancashire, **Cannabis** is the primary substance, followed by alcohol use, and nicotine.

The gender split for young people in treatment is 65% male and 35% female.

For adults in treatment the gender split is consistent with the England average – 66% male, 34% female.

In 2023/24 58% of adults in treatment were aged 30-49 years, with a further 30% aged 50+ years.

For adults, the main drugs of concern are **heroin/opiates** and alcohol. There are also significant levels of use of cocaine powder and crack cocaine, whilst cannabis is widely used as a secondary or tertiary drug. Legal and illicit use of **benzodiazepines** is also noted – commonly linked with mental health issues.

Of the adults that required substance misuse treatment following **release from prison**, 63% successfully engaged in community-based structured treatment, compared to the national average of 47%.

In 2023/24 49% of people in treatment showed substantial progress in their treatment – comparing favourably with the England average of 47%.

SOCIAL & DEMOGRAPHIC INEQUALITIES

Health and deprivation are determining and interlinking factors in community safety.

Wyre is the 147th **most deprived** district in England.

Life expectancy in Wyre is lower for males and females than the UK average.

The **rate of employment** (84.4%) is the 2nd highest across Lancashire and has remained similar over the last 5-year period and is higher than both the region (73.2%) and national rate (75.7%).

Wyre has the 6th lowest rate of **claimant count** (3.0%) across Lancashire and is also lower than the North West (4.4%) and UK (4.1%) rate. This count includes people on Universal Credit who are required to seek work and be available for work (2024).

Homelessness – households owed a duty under the Homelessness Reduction Act is significantly better than the region and national rate.(2023/24).



Wyre has the 4th highest rate of pupils achieving the **Key Stage 2** (aged 11 years) expected levels of **reading, writing** and **mathematics** across Lancashire, and is above the Lancashire and UK average.

Across all districts in Lancashire, Wyre has the 5th lowest **attainment 8** score (average grade across 8 core subjects, 15–16-year-olds) and is below the region and national rates.

Wyre (2.8%) has a lower proportion of **NEET** (not in education, employment, or training) 16-17-year-olds than the Lancashire rate (3.1%), and ranks 2nd lowest across the county.

Wyre has the 8th highest rate of 16–20-year-olds with no qualifications across the county.

Wyre has the 3rd lowest rate of **child obesity** (10–11-year-olds) across Lancashire and is significantly lower than the region and national rate.

Overweight prevalence in adults (18+ years) is above the regional and national rate and ranks 4th highest across Lancashire.

Physically active adults (19+ years) are significantly below the region and national rate and 7th lowest in Lancashire (2022/23).

22% of the population in Wyre are deemed **disabled under the Equality Act** – 2nd highest in the county.

PROCESS

This profile forms part of the output of the 2022-25 Pan-Lancashire Strategic Assessment – it is accompanied by 13 other profiles covering the Lancashire district authorities and unitary authorities, along with a strategic overview at a pan-Lancashire level. Here you will find more detailed references.

Analysis in this profile is underpinned by the strategic threat matrix, developed on a Lancashire wide footprint, and highlighting some of the key threats at a local level. Existing Partnership Intelligence Assessments and local analytical products have been used to provide supporting evidence.

Consultation with local stakeholders has taken place through local area Consultation Workshops (June 2024).

The data parameters for analysis within this profile (unless otherwise stated) is within the last 3-year period.

Sources for this product include:

[Lancashire Insight - Lancashire County Council](#)

[Fingertips | Department of Health and Social Care](#)

For any queries relating to the information and analysis contained within, or underpinning, this profile, please contact:

BCUAnalysts@lancashire.police.uk