

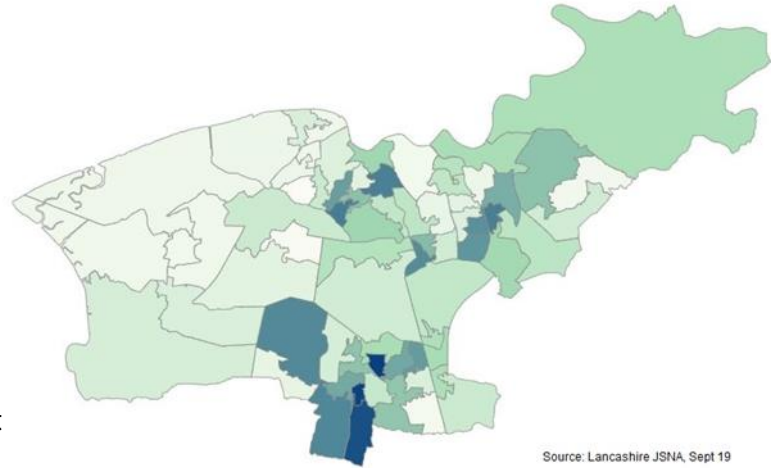
SOUTH RIBBLE 2025

STRATEGIC ASSESSMENT LOCAL PROFILE

South Ribble is an authority in Central Lancashire that contains 23 wards.

South Ribble has almost twice the number of people per square kilometre than the North West average.

It is estimated that there will be a population increase of approximately 2% over the next 10 years.



Source: Lancashire JSNA, Sept 19

South Ribble Lower Super Output Area deprivation map. The darker the colour the more deprived the area.

Health varies compared with the England average.

South Ribble is ranked 210/317 in the **Index of Multiple Deprivation** against all local authorities in England and is the 2nd least deprived across Lancashire.

Approximately 16.2% (3,183) of children live in relative low-income families.

Life expectancy for both men and women are better than the England average. There are inequalities within the district between the most deprived areas and the least deprived – 7.2 years lower for males and 5.3 years lower for women.

Alcohol related hospital admissions have remained similar in the last 5 years and are better than the region and England average.

Hospital admissions for **intentional self-harm** are decreasing and below the North West and national average. **Suicide rates** are above the national average.

Hospital admissions for **violence** (including sexual violence) are lower than the region and national statistics and are the 3rd lowest across Lancashire when looking at rate per population.

Crime and Anti-Social Behaviour headlines

There has been a 4.2% increase in all crime from 2021 to 2024.

South Ribble had the 5th lowest rate of all crime per 1000 population across the county in 2024.

There has been an increase in burglary during 2024. South Ribble ranks 7/14 across the county for volume.

South Ribble has rates lower than the Lancashire average for burglary, robbery, vehicle crime, and violent crime, and has the 2nd lowest rate across the county for vehicle crime, and 3rd lowest for violent crime.

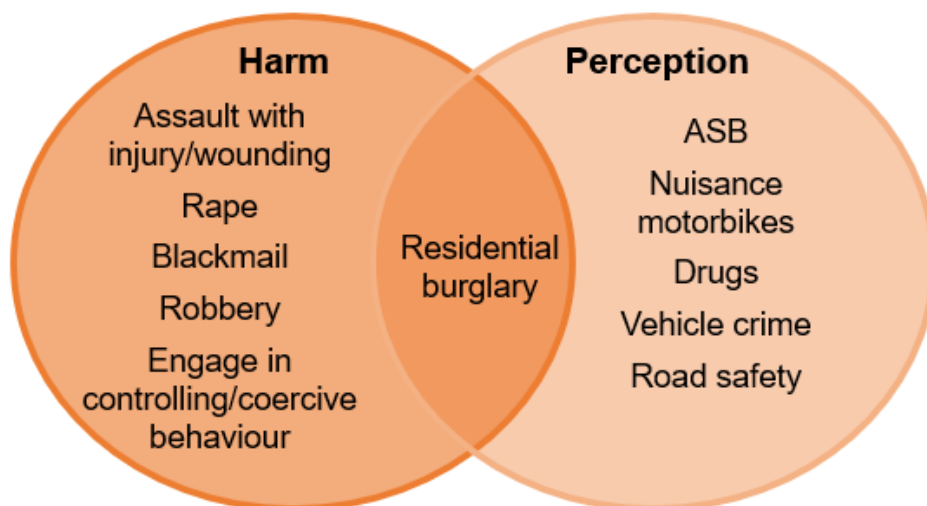
The reoffending rate for all crime is 24.5% and is below the national rate of 26.3%.

Anti-Social Behaviour incidents – South Ribble ranked 7th by volume and 9th by rate per 1000 population across Lancashire in 2024 and is below the Lancashire rate.

HARM AND PERCEPTION

Office for National Statistics crime severity tool was used to calculate the level of **harm** of crime in South Ribble.

Lancashire Talking provided an indicator of the public's **perception** of the crime and community safety issues important to South Ribble.



Residential burglary is of concern to the public and results in a high level of harm.

RISK AND THREATS

A threat assessment undertaken by Lancashire Constabulary using the Management of Risk in Law Enforcement methodology found these crime types and issues were the **highest risk** across Lancashire.

- Anti-Social Behaviour
- County Lines/violence related to drug supply
- Cyber crime
- Domestic abuse
- Exploitation of young people – child criminal exploitation
- Fraud
- Gang crime
- Homicide
- Knife Crime
- Modern Slavery/Human Trafficking
- Road Safety

SERIOUS AND ORGANISED CRIME



As part of Operation Genga (partnership approach to tackling organised crime) the following were highlighted as **key issues** of **Serious Organised Crime** for South Ribble:

- County Lines OCGs (organised crime groups) travelling from Liverpool to supply Class A drugs.
- Exploitation of vulnerable drug users and children to deal Class A drugs.
- West Balkan Serious Organised Crime activity – drugs supply and cannabis cultivation.

ROAD SAFETY

- The number of collisions (all severities) have remained similar since 2022. There were 200 collisions in 2024.

In 2024:

- 48% of all casualties were involved in collisions on roads with speed limits of 30mph or less.
- 28% of casualties were involved in collisions on roads with speed limits of 60mph+ which is above the Lancashire rate of 21%.
- 56% of all casualties were male, 44% female.
- The peak age groups for casualties were 20-29 years and 40-44 years.
- 19% (n=12) of all killed or seriously injured (KSI) casualties in South Ribble during 2024 were motorcyclists, which is above the Lancashire rate of 15%.
- 17% (n=11) of KSI casualties in South Ribble were pedestrians.



VICTIM PROFILE

Where **gender** details were recorded 55% of all victims of crime were female and 45% were male.

78% of all victims were aged under 50 years old.

The most prevalent group of victims were **White British**, aged **15-19** and **30-39 years**.

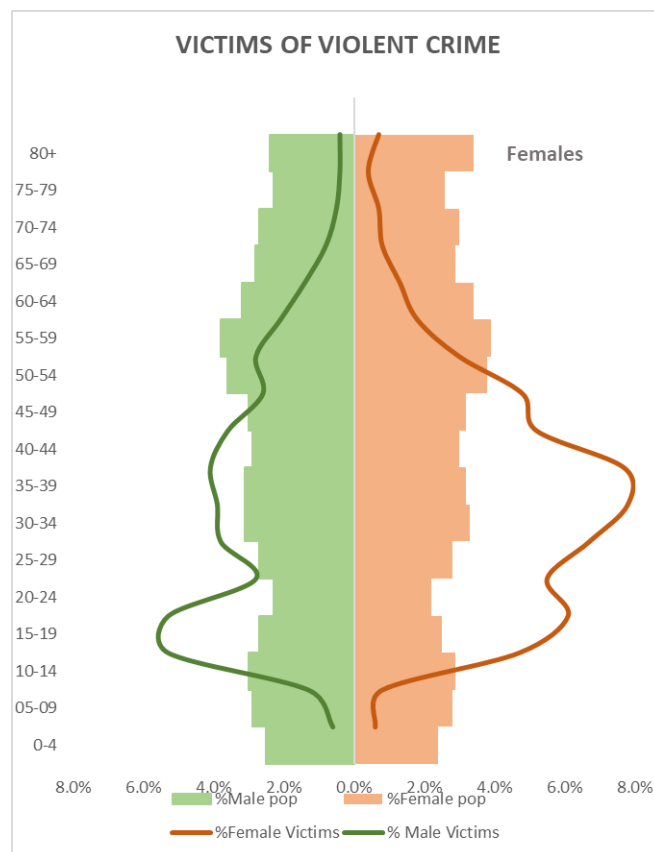
Domestic Abuse was a factor in 19% of all recorded crime.

Assault with injury and assault without injury were the most common recorded offence type for both males and females.

There is an overrepresentation of **male** victims of **violent crime** aged 10-44 compared to the overall male population breakdown for those age groups.

A greater disproportionality can be seen amongst **female** victims of **violent crime** aged 10-49 compared to the overall female population breakdown for those age groups.

The **elderly** are less likely to be victims of crime.



The chart depicts the South Ribble **population** breakdown by age and gender within the bar charts, whilst the line depicts the breakdown of **victims of violent crime** by age and gender.

DOMESTIC ABUSE

- Females accounted for 73% of victims of domestic abuse (DA) and males 27%.
- The peak age group was 30-39 years.
- Victims were predominantly White British (93%).
- 20% of domestic abuse offences were alcohol related.
- Assault without injury, assault with injury, and stalking were the most reported DA crime types in South Ribble.
- In 2024 the highest number of offences were reported in the Seven Stars ward, followed by Middleforth, Broadfied, and Bamber Bridge West wards.

In South Ribble, 29% of all domestic abuse victims fell within the "Financially Stretched" category (ACORN, Jan22-Dec24), which key characteristics include:

- Age 16-44
- House – semi-detached or terraced
- Children at home – 1+
- House tenure – social renting



This is disproportionate when compared to the South Ribble district population, where 17% make up this category. Therefore, showing an over representation of DA victims within the Financially Stretched category compared to the district population.

REOFFENDING

The reoffending rate for South Ribble is 24.5%, which is below the Lancashire rate of 28.1% and the national rate of 26.3%. (MoJ release Jan 25).

Previous cohorts have shown that the **gender** split is 85% male, 15% female – this has remained similar in recent years. Males have a higher repeat rate than females.

The average number of reoffences per reoffender is generally greater for males than females.

The ethnicity of 95% of repeat offenders is white. The repeat rate for white ethnicity is higher than other ethnic backgrounds.

Peak age groups are between **18-34 years** – over half of all reoffenders are within these age ranges.

Peak crime types fall within the **theft** and **violence against the person** categories.

ANTI-SOCIAL BEHAVIOUR

Anti-social behaviour (ASB) features as one of the primary concerns for the people of South Ribble in the Lancashire Talking Survey. Annual totals of reported ASB have been reducing in recent years but there has been an increase from 2023 to 2024

In 2024, the wards with the highest volume of ASB reported were **Bamber Bridge East, Seven Stars, St Ambrose, and Middleforth** – these wards account for 31% of ASB across the district.

- 12% of incidents were **noise nuisance**.
- 15% of incidents were **neighbour disputes**.
- 23% of incidents were **youth related**.
- 9% were **moto nuisance** related.

Peak locations include in and around supermarkets, fast food restaurants, and local parks.



SUBSTANCE MISUSE



For young people in Lancashire, **Cannabis** is the primary substance, followed by alcohol use, and nicotine.

The gender split for young people in treatment is 65% male and 35% female.

For adults in treatment the gender split is consistent with the England average – 66% male, 34% female.

In 2023/24 58% of adults in treatment were aged 30-49 years, with a further 30% aged 50+ years.

For adults, the main drugs of concern are **heroin/opiates** and alcohol. There are also significant levels of use of cocaine powder and crack cocaine, whilst cannabis is widely used as a secondary or tertiary drug. Legal and illicit use of **benzodiazepines** is also noted – commonly linked with mental health issues.

Of the adults that required substance misuse treatment following **release from prison**, 63% successfully engaged in community-based structured treatment, compared to the national average of 47%.

In 2023/24 49% of people in treatment showed substantial progress in their treatment – comparing favourably with the England average of 47%.

SOCIAL & DEMOGRAPHIC INEQUALITIES

Health and deprivation are determining and interlinking factors in community safety.

South Ribble is ranked 210th **most deprived** district in England.

Life expectancy in South Ribble is slightly better for males and females than the UK average.

The **rate of employment** (80.5%) has remained similar over the last 5-year period and is above both the region (73.2%) and national rate (75.7%).

South Ribble has the 2nd lowest rate of **claimant count** (2.5%) across Lancashire and is also lower than the North West (4.4%) and UK (4.1%) rate. This count includes people on Universal Credit who are required to seek work and be available for work (2024).

Homelessness – households owed a duty under the Homelessness Reduction Act is better than the region and national rate and is reducing (2023/24).



South Ribble has the 4th highest rate of pupils achieving the **Key Stage 2** (aged 11 years) expected levels of **reading, writing** and **mathematics** across Lancashire, and is above the Lancashire and UK average.

Across all districts in Lancashire, South Ribble has the 4th highest **attainment 8** score (average grade across 8 core subjects, 15–16-year-olds) and is above the region and national rates.

South Ribble (3.8%) has a higher proportion of **NEET** (not in education, employment, or training) 16-17-year-olds than the Lancashire rate (3.1%), and ranks 3/14 across the county.

South Ribble has the 5th lowest rate of 16–20-year-olds with no qualifications across the county.

South Ribble has the 4th lowest rate of **child obesity** (10–11-year-olds) across Lancashire and is lower than the region and national rate.

Overweight prevalence in adults (18+ years) is similar to the regional and national rate and ranks 5th highest across Lancashire.

Physically active adults (19+ years) are similar to the region and national rate and 6th highest in Lancashire (2022/23).

18% of the population in South Ribble are deemed **disabled under the Equality Act** – 4th lowest in the county.

PROCESS

This profile forms part of the output of the 2022-25 Pan-Lancashire Strategic Assessment – it is accompanied by 13 other profiles covering the Lancashire district authorities and unitary authorities, along with a strategic overview at a pan-Lancashire level. Here you will find more detailed references.

Analysis in this profile is underpinned by the strategic threat matrix, developed on a Lancashire wide footprint, and highlighting some of the key threats at a local level. Existing Partnership Intelligence Assessments and local analytical products have been used to provide supporting evidence.

Consultation with local stakeholders has taken place through local area Consultation Workshops (June 2024).

The data parameters for analysis within this profile (unless otherwise stated) is within the last 3-year period.

Sources for this product include:

[Lancashire Insight - Lancashire County Council](#)

[Fingertips | Department of Health and Social Care](#)

For any queries relating to the information and analysis contained within, or underpinning, this profile, please contact:

BCUAnalysts@lancashire.police.uk