



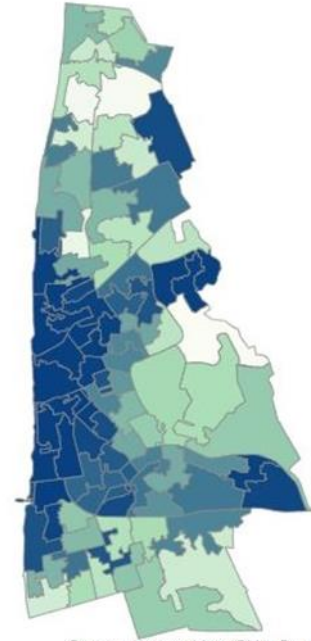
BLACKPOOL 2025

STRATEGIC ASSESSMENT LOCAL PROFILE

Blackpool is a unitary authority consisting of 21 wards.

Blackpool has ten times the number of people per square kilometre as the England and Wales average.

It is estimated that there will be little change in the population throughout the next 10 years.



Source: Lancashire JSNA, Sept 19

Blackpool Lower Super Output Area deprivation map. The darker the colour the more deprived the area.

Health varies compared with the England average.

Blackpool is the most deprived district in the **Index of Multiple Deprivation** against all local authorities in England.

Approximately 32.9% (8,237) of children live in relative low-income families.

Life expectancy for both men and women are lower than the England average. There are also inequalities within the district between the most deprived areas and the least deprived – 13.8 years lower for males and 11.8 years lower for women.

Alcohol related hospital admissions have remained similar and are significantly higher than both the regional and England average.

Hospital admissions for **intentional self-harm** are decreasing but are higher than the regional and national average. **Suicide rates** are also above the national average.

Hospital admissions for **violence** (including sexual violence) are significantly higher than the region and national statistics and are the 3rd highest across Lancashire when looking at rate per population.

Crime and Anti-Social Behaviour headlines

There has been a 0.5% reduction in all crime from 2021 to 2024.

Blackpool had the highest rate of all crime per 1000 population across the county in 2024.

There has been a slight increase in burglary. Blackpool had the highest number of burglaries by volume, and the highest rate across the county in 2024.

Blackpool had the peak volume and rates across Lancashire for robbery, vehicle crime, and violent crime.

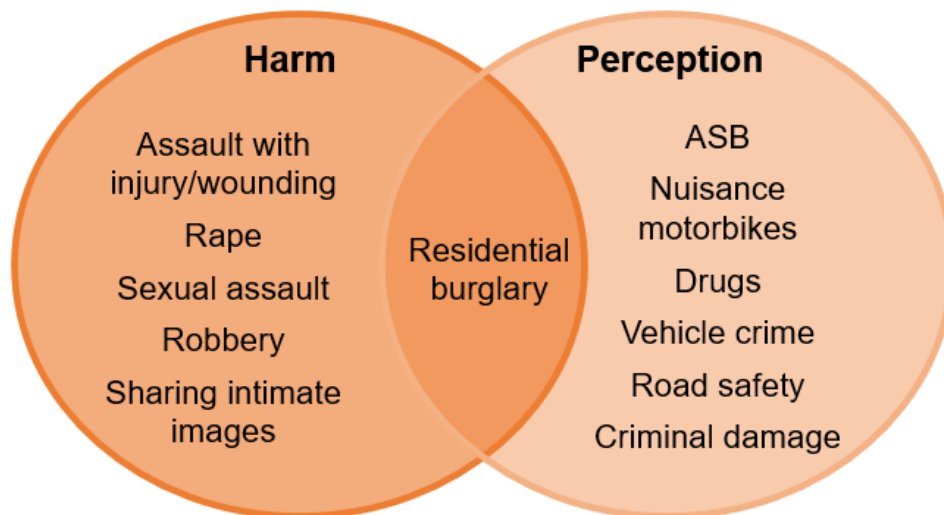
The reoffending rate for all crime is 29.3% and is above the national rate of 26.3%.

Anti-Social Behaviour incidents – Blackpool had the peak volume and rate per 1000 population across Lancashire in 2024.

HARM AND PERCEPTION

Office for National Statistics crime severity tool was used to calculate the level of **harm** of crime in Blackpool.

Lancashire Talking provided an indicator of the public's **perception** of the crime and community safety issues important to Blackpool.



Residential burglary is of concern to the public and results in a high level of harm.

RISK AND THREATS

A threat assessment undertaken by Lancashire Constabulary using the Management of Risk in Law Enforcement methodology found these crime types and issues were the **highest risk** across Lancashire.

- Anti-Social Behaviour
- County Lines/violence related to drug supply
- Cyber crime
- Domestic abuse
- Exploitation of young people – child criminal exploitation
- Fraud
- Gang crime
- Homicide
- Knife Crime
- Modern Slavery/Human Trafficking
- Road Safety
- Violence Against Women and Girls

SERIOUS AND ORGANISED CRIME



As part of Operation Genga (partnership approach to tackling organised crime) the following were highlighted as **key issues** of **Serious Organised Crime** for Blackpool:

- County Lines OCGs (Organised Crime Groups) supplying Class A drugs.
- Utilisation of E-bikes to deal drugs from.
- Exploitation of the vulnerable – to deal drugs.
- OCG violence including the use of weapons.
- Sexual exploitation.

ROAD SAFETY

- The number of collisions (all severities) have remained similar in recent years with the exception of lower totals in 2020 (n=245) and in 2023 (n=279). There were 325 collisions in 2024.

In 2024:

- 96% of all casualties were involved in collisions on roads with speed limits of 30mph or less.
- 62% of all casualties were male, 38% female.
- The peak age groups for casualties were 15-24 years.
- 16% (n=20) of all killed or seriously injured (KSI) casualties in Blackpool during 2024 were cyclists, which is above the Lancashire rate of 11%.
- 20% (n=25) of KSI casualties in Blackpool were pedestrians, which is above the Lancashire rate of 18%.
- The peak months for collisions were March, June, November, and December.



VICTIM PROFILE

Where **gender** details were recorded 51% of all victims of crime were female and 49% were male.

78% of all victims were aged under 50 years old.

The most prevalent group of victims were **White British**, aged **25-39 years**.

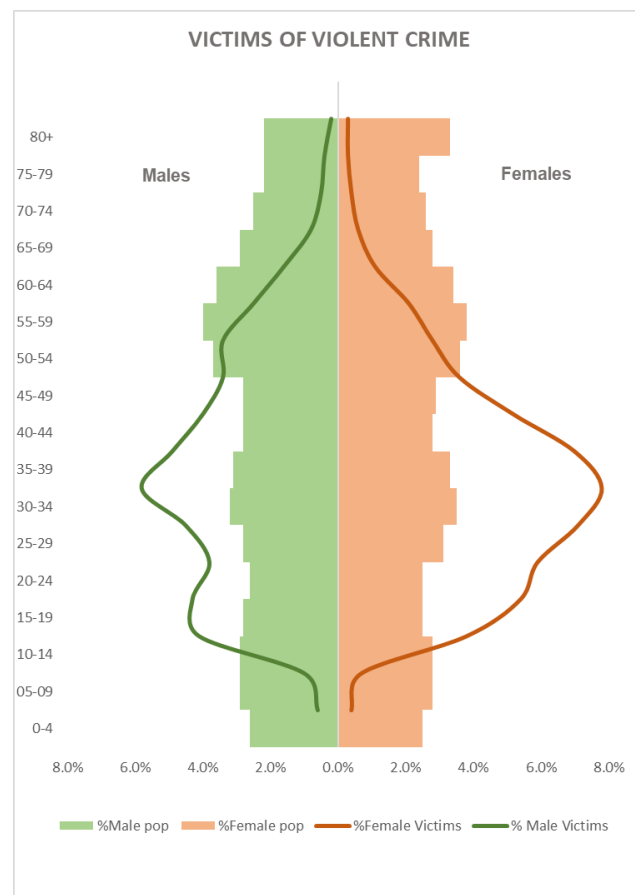
Domestic Abuse was a factor in 18% of all recorded crime.

Assault with injury and assault without injury were the most common recorded offence type for both males and females.

There is an overrepresentation of **male** victims of **violent crime** aged 10-49 compared to the overall male population breakdown for those age groups.

A greater disproportionality can be seen amongst **female** victims of **violent crime** aged 10-49 compared to the overall female population breakdown for those age groups.

The **elderly** are less likely to be victims of crime.



The chart depicts the Blackpool **population** breakdown by age and gender within the bar charts, whilst the line depicts the breakdown of **victims of violent crime** by age and gender.

DOMESTIC ABUSE

- Females accounted for 73% of victims of domestic abuse (DA) and males 27%.
- The peak age group was 25-39 years.
- Victims were predominantly White British (95%).
- 28% of domestic abuse offences were alcohol related.
- Assault without injury, assault with injury, and stalking were the most reported DA crime types in Blackpool.
- The highest number of offences were reported in the Bloomfield ward, followed by Claremont, Talbot, and Brunswick wards.

In Blackpool, 55% of all domestic abuse victims fell within the "Urban Adversity" category (ACORN, Jan22-Dec24), which key characteristics include:

- Age 25-34
- House – flat or terraced
- Children at home – 1+
- House tenure – social renting



This is disproportionate when compared to the Blackpool district population, where 35% make up this category. Therefore, showing an overrepresentation of DA victims within the Urban Adversity category compared to the district population.

REOFFENDING

The reoffending rate for Blackpool is 29.3%, which is above the Lancashire rate of 28.1% and the national rate of 26.3%. (MoJ release Jan 25).

Previous cohorts have shown that the **gender** split is 85% male, 15% female – this has remained similar in recent years. Males have a higher repeat rate than females.

The ethnicity of 95% of repeat offenders is white. The repeat rate for white ethnicity is higher than other ethnic backgrounds

Peak age groups are between **25-39 years** – over half of all reoffenders are within this age range.

Peak crime types fall within the **theft** and **violence against the person** categories.

ANTI-SOCIAL BEHAVIOUR

Anti-social behaviour (ASB) features as one of the primary concerns for the people of Blackpool in the Lancashire Talking Survey. Annual totals of reported ASB have been reducing in recent years.

In 2024, the wards with the highest volume of ASB reported were **Bloomfield, Claremont, Talbot, and Waterloo** – these wards account for 49% of ASB across the district.

- 19% of incidents were **noise nuisance**.
- 15% of incidents were **neighbour disputes**.
- 19% of incidents were **youth related**.
- 7% were **moto nuisance** related.

Peak locations include in and around the hospital, fast food restaurants, local park, and railway station.



SUBSTANCE MISUSE



For young people in Lancashire, **Cannabis** is the primary substance, followed by alcohol use, and nicotine.

The gender split for young people in treatment is 65% male and 35% female.

For adults in treatment the gender split is consistent with the England average – 66% male, 34% female.

In 2023/24 58% of adults in treatment were aged 30-49 years, with a further 30% aged 50+ years

For adults, the main drugs of concern are **heroin/opiates** and alcohol. There are also significant levels of use of cocaine powder and crack cocaine, whilst cannabis is widely used as a secondary or tertiary drug. Legal and illicit use of **benzodiazepines** is also noted – commonly linked with mental health issues.

Of the adults that required substance misuse treatment following **release from prison**, 63% successfully engaged in community-based structured treatment, compared to the national average of 47%.

In 2023/24 49% of people in treatment showed substantial progress in their treatment – comparing favourably with the England average of 47%.



SOCIAL & DEMOGRAPHIC INEQUALITIES

Health and deprivation are determining and interlinking factors in community safety.

Blackpool is the **most deprived** district in England.

Life expectancy in Blackpool is lower for males and females than the UK average.

The **rate of employment** (62.0%) has decreased over the last 5-year period and is lower than both the region (73.2%) and national rate (75.7%).

Blackpool has the 4th highest rate of **claimant count** (6.0%) across Lancashire and is higher than the North West (4.4%) and UK (4.1%) rate. This count includes people on Universal Credit who are required to seek work and be available for work (2024).

Homelessness – households owed a duty under the Homelessness Reduction Act is highest across the country (2023/24) and increasing.



Blackpool has the 3rd lowest rate of pupils achieving the **Key Stage 2** (aged 11 years) expected levels of **reading, writing** and **mathematics** across Lancashire, and is below the Lancashire average and the UK average.

Across all districts in Lancashire and England, Blackpool has the lowest **attainment 8** score (average grade across 8 core subjects, 15–16-year-olds).

Blackpool (7.0%) has a higher proportion of **NEET** (not in education, employment, or training) 16-17-year-olds than the Lancashire rate (3.1%), and ranks highest across the county.

Blackpool has the highest rate of 16–20-year-olds with no qualifications across the county.

Blackpool has the highest rate of **child obesity** (10–11-year-olds) across Lancashire and is above the region and national rates.

Overweight prevalence in adults (18+ years) is above the regional and national rates and ranks 3rd highest across Lancashire.

Physically active adults (19+ years) are significantly below the region and national rates and 3rd lowest in Lancashire (2022/23).

25% of the population in Blackpool are deemed **disabled under the Equality Act** – highest in the county.

PROCESS

This profile forms part of the output of the 2022-25 Pan-Lancashire Strategic Assessment – it is accompanied by 13 other profiles covering the Lancashire district authorities and unitary authorities, along with a strategic overview at a pan-Lancashire level. Here you will find more detailed references.

Analysis in this profile is underpinned by the strategic threat matrix, developed on a Lancashire wide footprint, and highlighting some of the key threats at a local level. Existing Partnership Intelligence Assessments and local analytical products have been used to provide supporting evidence.

Consultation with local stakeholders has taken place through local area Consultation Workshops (June 2024).

The data parameters for analysis within this profile (unless otherwise stated) is within the last 3-year period.

Sources for this product include:

[Lancashire Insight - Lancashire County Council](#)

[Fingertips | Department of Health and Social Care](#)

For any queries relating to the information and analysis contained within, or underpinning, this profile, please contact:

BCUAnalysts@lancashire.police.uk