

### PIVATS: PERFORMANCE INDICATORS FOR VALUED ASSESSMENT & TARGETTED LEARNING

**Assessment of progression in learning, and effective target setting for pupils well below national expectations for their age.**

PIVATS PERFORMANCE INDICATORS:				PIVATS MILESTONE 1			
Awareness of self	Awareness of others	Communication	Social conventions/moral	Safety	P6 Begins to Co-operate	Number	Number
Pupil is beginning to accept that they cannot always do what they want to do. Pupil begins to accept change with support e.g. visual cues/verbal warnings.	Pupil is supported to co-operate with others in structured small group activities. Pupil listens and responds to the ideas of others e.g. <i>imitates of others in their play</i> . Pupil plays with peer for a short time. Pupil begins to show awareness of basic feelings of others, e.g. <i>knows that when a person is smiling it means they are happy</i> .	Pupil expresses basic feelings e.g. feeling sad or excited. Pupil is able to negotiate on a simple level, e.g. <i>sharing toys with a peer</i> . Pupil begins to ask appropriately for help. Pupil initiates interactions and responds to reciprocal interactions, e.g. <i>asks someone to play</i> .	Pupil takes turns and shares with support, in small groups for short periods. Pupil begins to engage socially, e.g. <i>has a favoured peer who they may hug/greet/play with</i> . Pupil follows rules/routines, with support, e.g. <i>follows classroom rules like sitting on the carpet to listen to the story</i> . Pupil uses basic manners, e.g. <i>says please and thank you</i> .	Pupil recognises what has caused them pain, e.g. <i>banging their knee against a slide</i> . Pupil shows some awareness of danger, e.g. <i>sharp/hot objects</i> .	Pupil begins to co-operate. Pupil is able to take turns short periods. Pupil begins to play with both peers and adults.		
Number of PIVATS steps achieved: ✓	PIVATS milestone equivalent: P6e	PIVATS score: 8.4	Number of PIVATS steps achieved: ✓				


#### Example Tasks

When creating the three part number line (numeral, word, amount) makes several collections of objects for each numeral 1-5.

Without the children looking, gather three collections showing 5 and one collection showing 4.

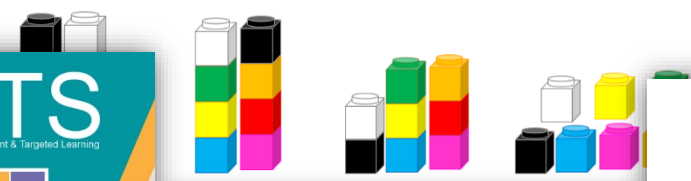
Allow the children to look and ask them to identify the odd one out.

Which is the odd one out here?



Now choose the correct numeral to show these amounts:

A B C D



... to show the amount below:

4 3 5



# PIVATS

Performance Indicators for Valued Assessment & Targetted Learning

## Extension Pack


### Reading



# PIVATS

Performance Indicators for Valued Assessment & Targetted Learning

## An Introduction to PIVATS 5



When I am **Angry**, I use:  
My Calm Down Strategies

- 1 Walk away.
- 2 Ask for help.
- 3 Go to my safe space.

### What does the Comprehensive Package Include?

- PIVATS 5 milestones in electronic & hard copy folder format
- PIVATS PSED milestones in electronic & hard copy folder format
- PIVATS PSED Toolkit
- PIVATS Extension Packs
  - Number (P6 to Milestone 2)
  - Reading
- PIVATS Webinars
  - "An Introduction to PIVATS 5"
  - "An Introduction to PIVATS PSED"

To order the package please complete the order form accessible via:  
<https://clickquestion.lancashire.gov.uk/runQuestionnaire.asp?qid=913553>

**The discounted cost is £500 (plus VAT and p&p)**