

## Transport Activities

Look at the Transport Powerpoint and listen to the words. Practise saying them. Use Google Translate if you cannot hear the words.

Here are some games you can play.

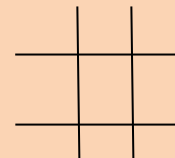
1. Hangman. Pick a word to spell and draw the right number of letters. Your partner guesses a letter. If the letter is in the word, write it in. If not, start to draw a 'hangman' (look online). They have to finish the word before you finish the picture. If you don't want to draw a hangman you could draw a simple house instead, with windows and a door.

2. Noughts and crosses (also called Tic Tac Toe). Draw a grid of 9 squares like this:

One of you is noughts (O)

One of you is crosses (X)

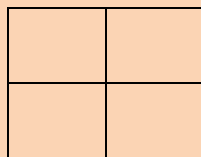
You have to get a line of three O or three X to win.



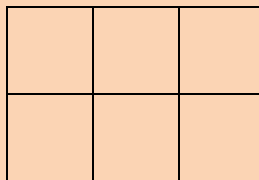
Here are some ways to play. (a)The cards are face up. Your partner asks 'Which would you like?' You answer 'I'd like a rowing boat' (for example). Then you have to say a sentence for one and for more than one rowing boat. 'This is a rowing boat. These are rowing boats.' If you are right, put your O or X in a square and your partner has a turn.(b)You choose a word to spell on your turn. If you spell it correctly you can put your X or O in a grid. If not your partner has a turn. You can study the word first for a few seconds, and have one 'quick peep' if you get stuck, to make it easier.



3. Bingo Make two Bingo cards with 4 or 6 spaces like this :




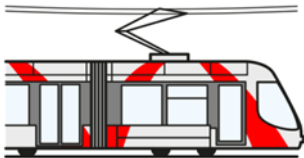








or this








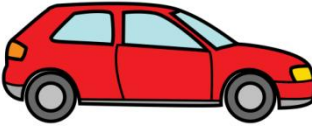


Choose from the picture cards the ones you are going to put on your Bingo card. Your partner chooses some too. Turn over the word cards so you cannot see them and mix them up. Take turns to choose a card. If it matches a picture on your board you have to say the word and then you can put it with the picture. First player to match all their cards wins. You can make it harder by putting your word in a sentence first before you put it on your picture, or by spelling the word first.

4. Matching memory game. A simple game! Turn over the picture cards and the word cards so you can't see what they are. Turn over one picture and one word card and try to match them. If they match you keep them. Winner has the most cards at the end.



 <p data-bbox="422 163 472 208">+s</p>	<p data-bbox="523 241 746 409">rowing boat</p>		<p data-bbox="1193 297 1361 365">tram</p>
 <p data-bbox="422 488 472 533">+s</p>	<p data-bbox="563 611 707 689">ship</p>		<p data-bbox="1193 611 1361 678">train</p>
	<p data-bbox="491 936 778 1003">windsurf</p>		<p data-bbox="1161 936 1401 1003">balloon</p>
	<p data-bbox="539 1249 730 1328">yacht</p>		<p data-bbox="1137 1249 1425 1317">helicopter</p>
	<p data-bbox="499 1574 770 1641">sailboat</p>		<p data-bbox="1137 1574 1425 1641">aeroplane</p>



	<p>ambulance</p>		<p>bus</p>
	<p>fire engine</p>		<p>bicycle</p>
	<p>police car</p>		<p>car</p>
	<p>motorbike</p>		
	<p>lorry</p>		

Could you find your own pictures/words for the last cards?

