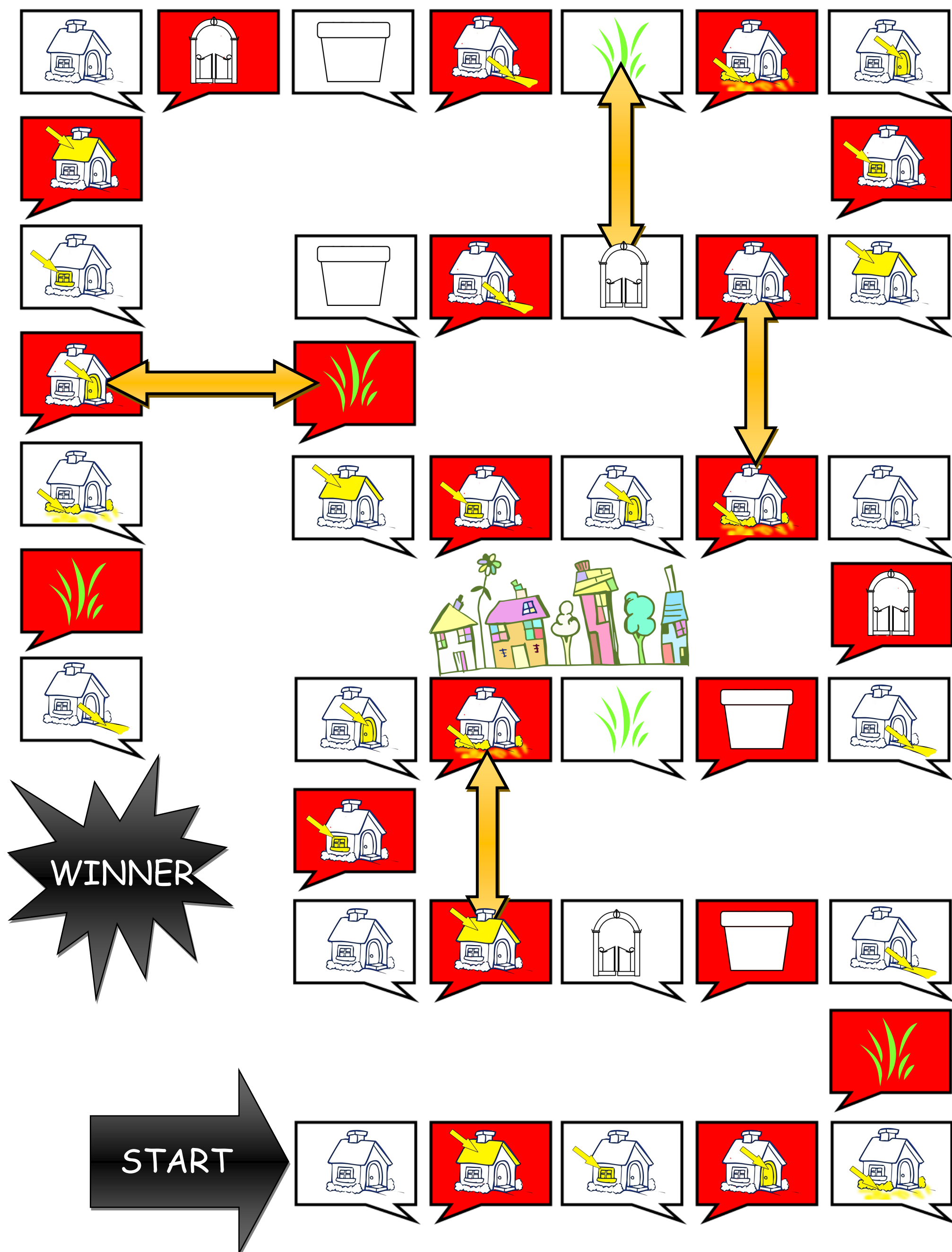


Game Track—The House



Game Track—The House

Instructions and tips

The parts of the house game track is a fun way to help your child to learn the basic parts of the house in English, and is designed for children who are fairly new to English and are just learning the basics.

YOU WILL NEED

In addition to the game track, you will also need:

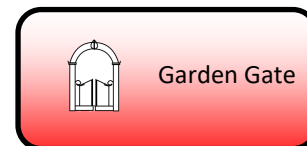
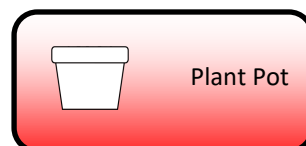
- Dice or a mobile phone with a dice rolling application.
- Counters, models or some other way of recording your position on the board.



INSTRUCTIONS AND RULES

- Place your counters on the start arrow.
- Each player rolls one dice and the player with the highest score goes first.
- Before you take your next go, you MUST name the part of the house or garden on the space you land on. If you can't name it, you miss your go!
- If you land on an arrow and name the part of the house or garden correctly, you can move FORWARD to the space the arrow points to, BUT if you get it wrong, you have to move BACK to the other end of the arrow.
- The winner is the first player to reach the 'winner' star.
- Good luck and have fun!

VOCABULARY AND LEARNING



- For beginners, focus on just the names of the part of the house or garden.
- For more experienced learners, you could practice using a sentence structure which you have been working on, for example "Where are we?" "We are in the ____" or "Where is the ball?" "The ball is in/on/by the ____"
- Use the opportunity to practice language around the game, for example "move forward 4 places" "oh no!" "who do you think is going to win?" and "you are the winner!"

