




Food

Activities:

Use the PowerPoint presentation to practice the words. Use Google Translate to hear the word (<https://translate.google.com>).

Using the matching cards, play memory games or snap.

Use the tables to practice speaking, reading and writing sentences.

	an egg
	an apple
	an orange



Ethnic Minority Gypsy Roma Traveller Achievement





a sandwich



a cake



a banana



a potato



a carrot





a cookie



some rice



some pasta



some bread



some cheese





some milk/a
glass of milk



some orange
juice/a glass of
orange juice



some tea



some coffee/ a
cup of coffee



some water





some meat

1. Point, ask and answer:

What **is** this? /What's **this**?



It **is**/It's an apple.

What's **this**?



It's an orange.

What's **this**?




It's milk.

What's **this**?



It's pasta.

What **are** these?




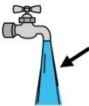



They **are** apples.

What **are** these?



They **are** oranges.

1. 	2. 	3. 	4. 	5. 
---	---	---	--	---



Ethnic Minority Gypsy Roma Traveller Achievement



2. Use these tables to practise speaking and writing these sentences:

I	like love	apples oranges bananas carrots
	don't like hate	bread milk meat coffee

She He It	likes loves	apples oranges bananas carrots
	doesn't like hates	bread milk meat coffee


3. Use this table to practise speaking and writing these sentences:

<u>There is/There's</u>	an apple an egg an orange a sandwich
	some pasta some rice some milk



<u>There are</u>	2	apples
	3	eggs
	10	oranges
	...	sandwiches
	

4. What can you see? Count and say and write.



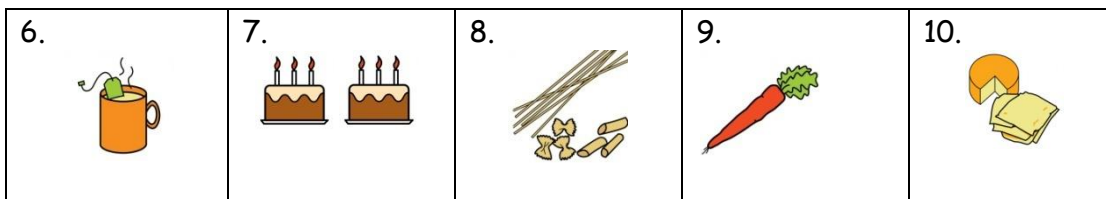
1. There are two sandwiches.

2. There are.....

3.

4.

5.



6.

7.

8.

9.

10.

