

Reading comprehension and activities for
pre-intermediate lower KS2 EAL students

Large Blue Butterfly



Ethnic Minority Gypsy Roma Traveller Achievement

Lancashire
County
Council 




Activity 1 - Have a look at the picture on the first page and describe the butterfly. Can you answer these 3 questions?

What colour is the butterfly? The butterfly is.....

What can the butterfly do? The butterfly can.....

What has the butterfly got? The butterfly has got.....

Activity 2 - Read these words and look at the pictures:

black spot, dot	
butterfly wing	
butterfly eggs	



thyme flower



caterpillar



nest of red ants



pupa



new butterfly



Activity 3 - Now read through the following facts about the Large Blue Butterfly:

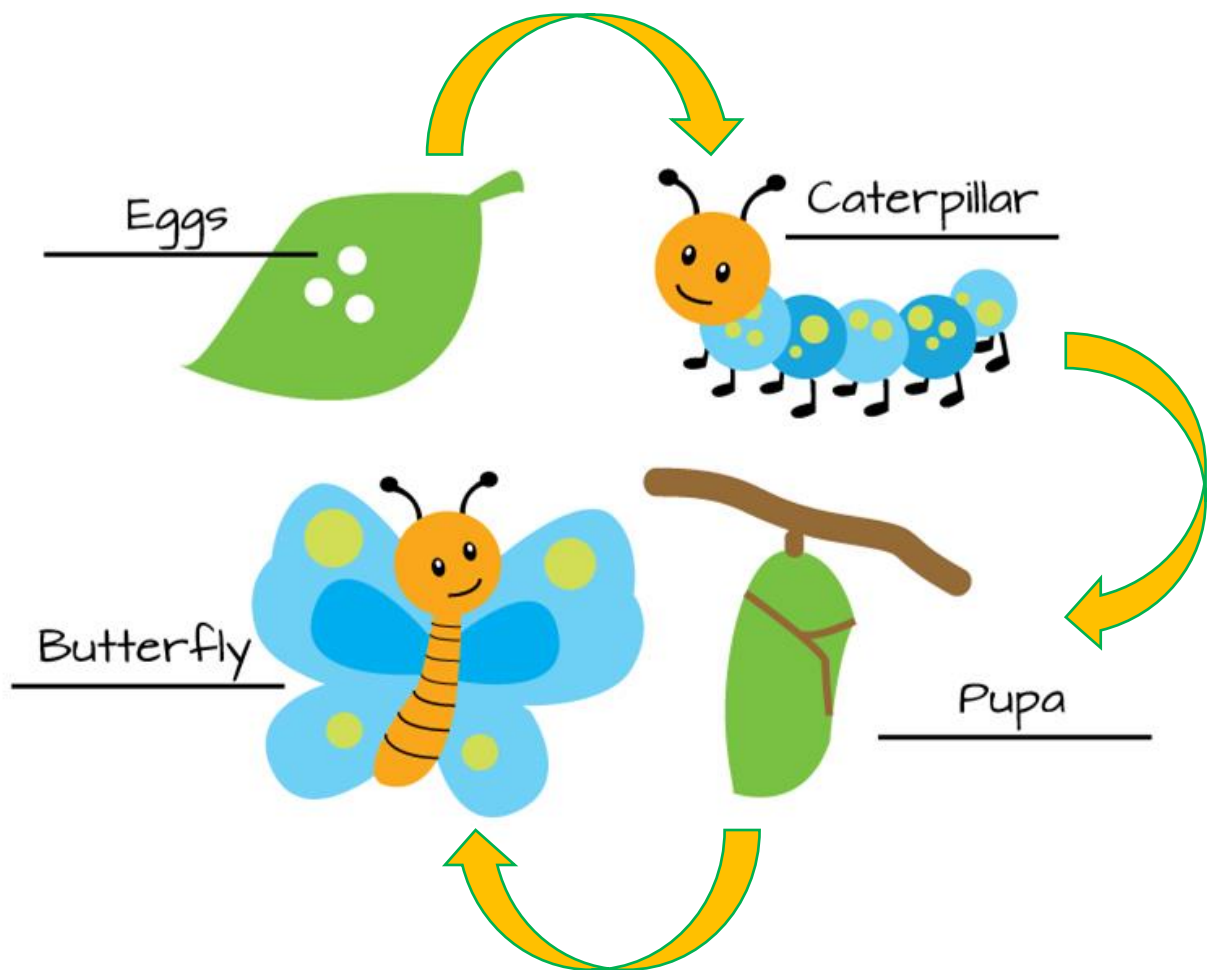
- The Large Blue Butterfly belongs to the family of blue butterflies.
- It has got **black spots** on its blue wings.
- The butterfly lays **eggs** on the flower called **thyme**.
- The **caterpillar** grows from the egg and eats the flower.
- The caterpillar is carried to the **nest of red ants** and eats them all winter.
- The caterpillar grows and changes into **pupa**.
- In spring it is ready to become a **butterfly** and comes out.



Activity 4 - Can you answer these questions?

1. What colour spots does the butterfly have on its wings?
2. In what season does it become a butterfly and come out?
3. What does the caterpillar eat?
4. What does the caterpillar grow into?

Activity 5 - Use the diagram to describe how a new butterfly comes to life.



Activity 6 - Look at the pictures of some other types of butterflies. Can you name them?



Peacock



Gatekeeper




Large White



Red Admiral



Comma



Clouded Yellow



Activity 7 - Can you colour and describe your own butterfly?

