

Adjectives - 1 Activities






Look at the [PowerPoint "Adjectives" - 1](#) before you do these activities. If you cannot hear the words use [Google Translate](#) to help you.

Translate these adjectives into your first language. Choose your own for the empty spaces.

Size

English	First Language
big	
small	
long	
tall	
short	

Shape

English	First Language
round 	
square 	
rectangular 	
straight 	
wavy 	

Colour

English	First Language
red	
blue	
green	
orange	
purple	
grey	



Write the sentences with the adjectives in the right order (size+ shape+colour).

1.



It is a

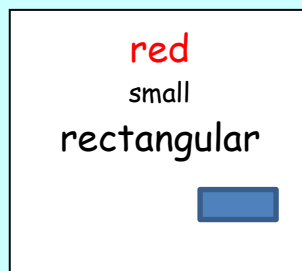


balloon.

2.



It is a



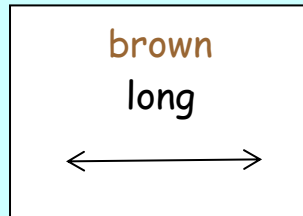
book.



3.



He has a

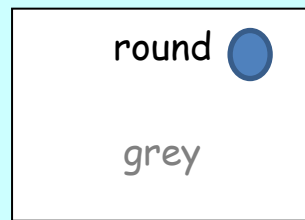


brush.

4.



The bus has



wheels.

5.



The



dog is wearing a



hat.



Playing the picture track game

You need: dice



(may be one on your phone)



counters



Throw the dice and move your counter.
Describe the picture you land on.

One adjective = 1 point 'It is a grey cat.'

Two adjectives = 2 points. 'It is a big, grey cat.'

Add up your points when you get to the end. Most points wins the game.






























Picture track - guess what?

You just need the picture track game.
Choose a picture to describe. Your partner has to guess which picture.

'It has square, yellow windows.'



Picture Track Game

 FINISH	 28	 27	 26	 25	 24
 23	 22	 21	 20	 19	 18
 12	 13	 14	 15	 16	 17
 11	 10	 9	 8	 7	 6
START	 1	 2	 3	 4	 5

