

Simple Past Tense Activities for irregular verbs


Look at the Simple Past Tense - Irregular Verbs PowerPoint. Listen to and practise saying the words. If you cannot hear the words, use Google Translate.

The talking/writing frame can help you with the following activities.

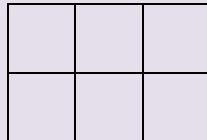
1. Play a role play game. Sit a toy like a doll or a teddy on a chair and take turns to say what the toy did yesterday. Example: 'Yesterday Tom the teddy ate a sandwich.' You can use the talking/writing frame to help you, and you could change the ending to something else you are practising or have learned. Example: 'Yesterday Tom the teddy ate a banana. Last week Tom the teddy went to see his sister.'
2. You can also play the role play game by saying sentences yourself. Example: 'What did you do last week?' 'Last week I swam in the sea.' The talking/writing frame will help you put sentences together. You can make them longer by adding phrases with a conjunction (and, but, so, because), and you can change the endings to practise words you have learned. Example: 'What did you do last week?' 'Last week I bought some apples because they were in the supermarket.'
3. You could also write a diary for your toy or for yourself, writing sentences and drawing pictures.
4. Play the board game!
5. Activities for the Matching cards
 - (a) Memory Game. Turn the cards over so you can't see them. Turn over two cards; if they match you can keep the cards. You can change the rules so that you have to say (or write) a sentence for them.



(b) Bingo. Make 2 sets of cards. Draw a Bingo card for each player with 4 or 6 spaces, like this:



or



Choose pictures to go on your card. Mix up the words and put them in a bag or envelope. Pull out the words one at a time. If it matches a word on your card, you have to say the word or a sentence using the word. First person to match all their pictures shouts 'House!' and is the winner!

(c) Charades One person secretly chooses a word and acts it out silently. They ask 'What did I do?' The other person has to give an answer in the past tense. Example: Person mimes eating a lollipop. They ask 'What did I do?' Player replies 'You **ate** a lollipop.'

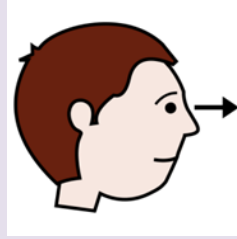
(d) Snap Make 2 or 3 sets of cards. Shuffle them and deal them out to the players. Turn each card over quickly. If a word and a picture match, first to shout 'Snap!' wins the pile if they can say the matching word and /or say a sentence with the word in. Winner has all the cards, or most cards, at the end.




Matching cards




drank



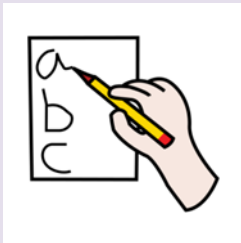
saw




sang




swam



wrote



heard



went



caught




held



bought



gave



ate



Instructions for game.

1. You need a counter for each player and a dice, or a dice app on your phone.
2. Put your counters on start, throw the dice and move round the board.
3. When you land on a word you have to say the past tense of the verb. To make it harder you can say it in a sentence. The talking/writing frame can help you.
4. If you get it wrong you miss a turn. If you get it right you move on a space.
5. If you land on a free space you can choose to use one of the words you have practised OR a word from the free word bank. The word bank has more irregular past tense words. You can spell them or use them in a sentence. Google translate can help you to say them correctly. You might need to use the internet to understand what they mean so that you can use them in a sentence correctly.
6. If you land on a free space and you get it right, you can move on two spaces.
7. The winner is the first to get to the FINISH space.



FINISH FREE sang bought FREE

wrote

FREE ate heard FREE heard

bought

FREE caught swam saw FREE

Free word bank.
fell made
thought said
chose took
found broke
began

gave

went

START drank sang held wrote

