



# Verbs- 2

First look at the [Action Verbs PowerPoint](#). Use [Google Translate](#) if you cannot hear the words.


Write the word in your first language. Draw an arrow to match to the picture.



First language						
English	hit	climb	play	kick	jump	hop



First language						
English	come	fall	dance	push	skip	pull



First language						
English	crawl	ride	clap	dive	swim	dig



# Dice Game

Cut out  the dice. 

Glue  the blue flaps together. 

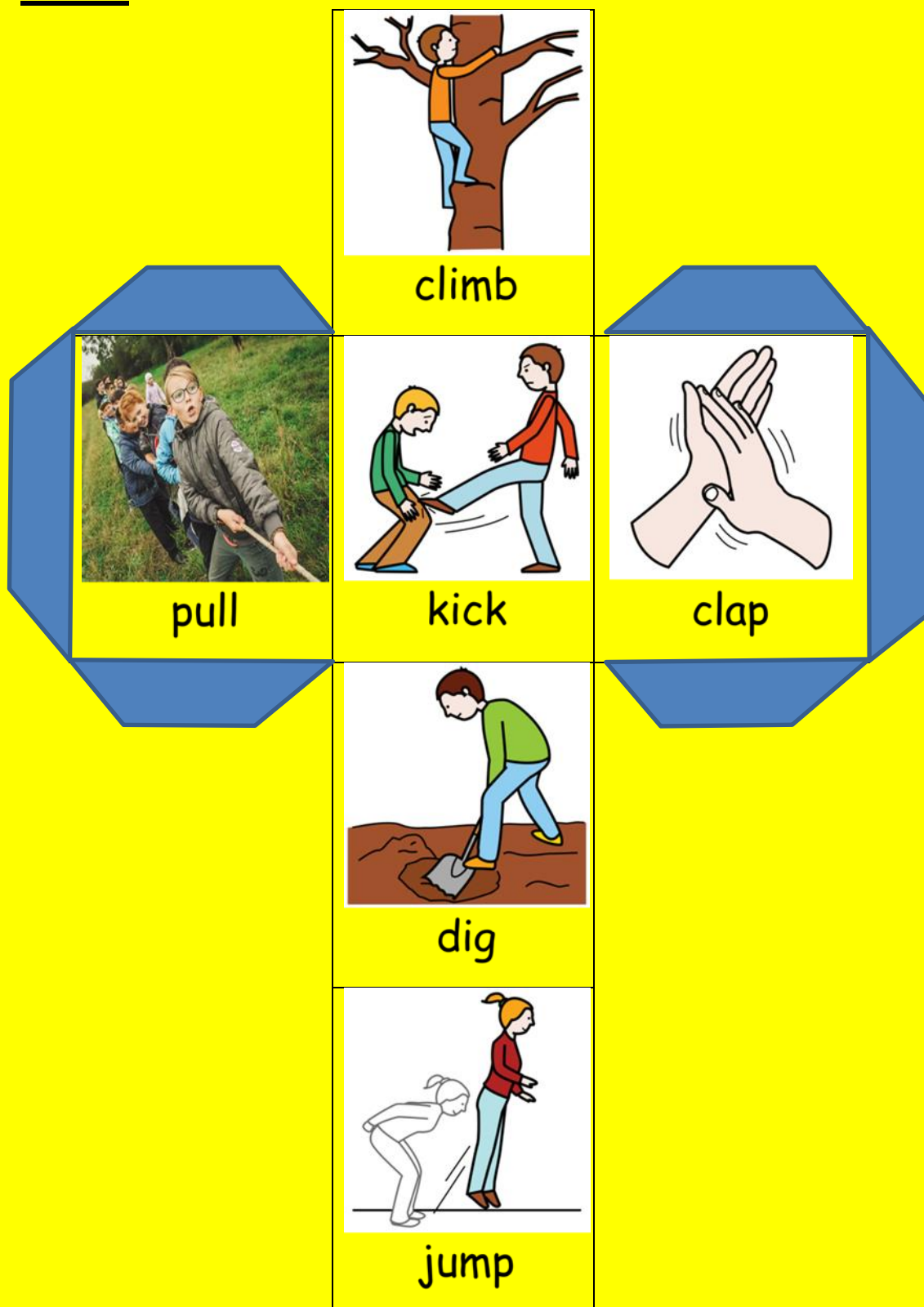
Throw  the dice. 

Use the question and answer frame to ask and answer questions.  
Make your own with the blank dice.

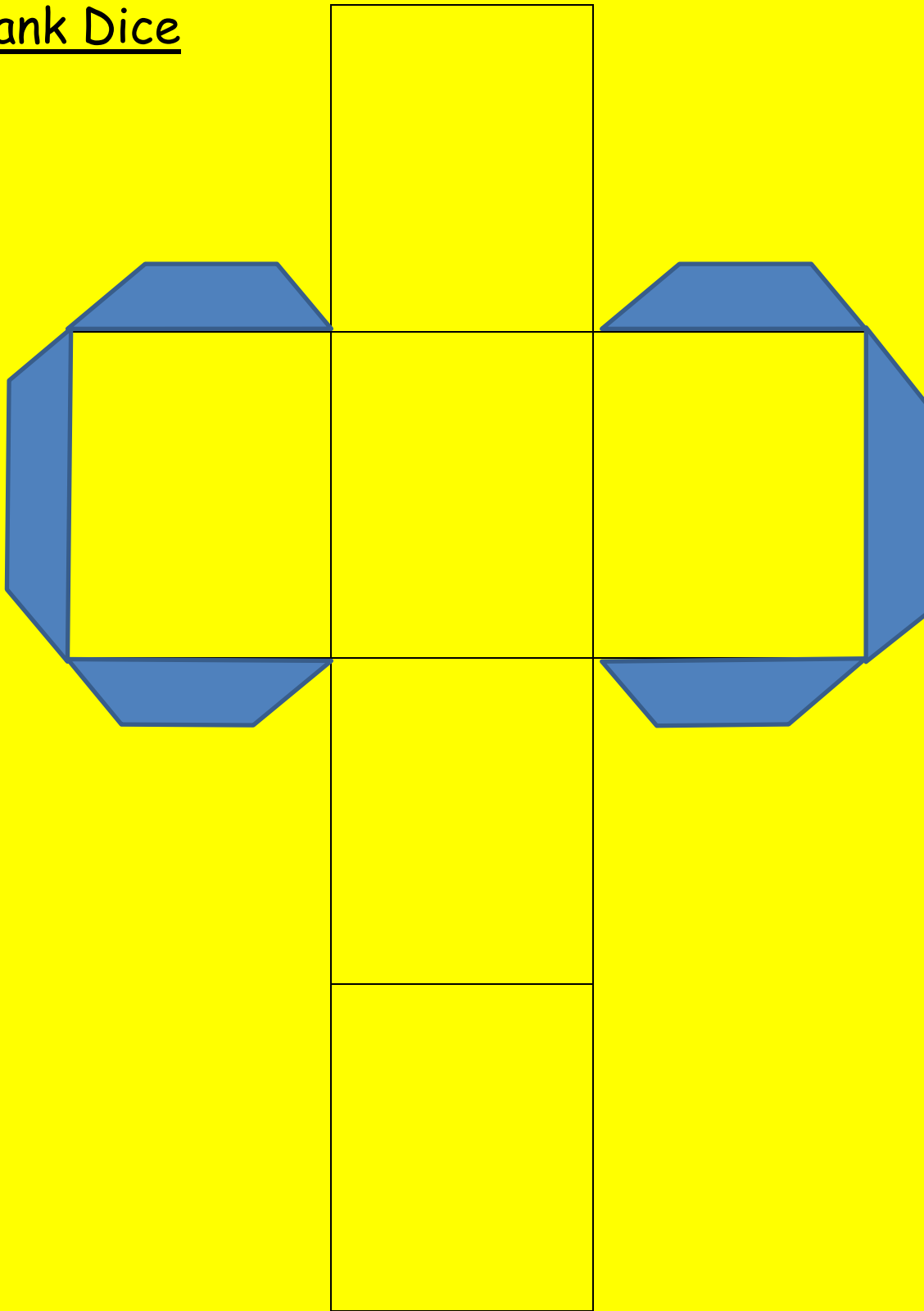
What can they do?		
They can He can She can	climb	
	clap	
	dig	
	kick	
I can	climb?	pull
	clap?	jumps
Can they	dig?	can.
Can he	kick?	
Can she	pull?	No they
	jump?	can't.



# Dice



# Blank Dice



# Picture cards for games



climb



jump




hit




play



kick



hop



skip




push



pull



fall



come



dance



clap



swim



ride




crawl





dig



dive



shake




tickle



# More games

1. Make two sets of picture cards and play a matching game. Say the verb or say a sentence when two match. You win those cards.



X 2

2. Pick a verb to act out. Your partner guesses what it is.



3. Play the board game.

You need: dice



(may be one on your phone)



counters




set of picture cards



If you land on a pink square turn over a card, say the verb. Move on one space.

If you land on a green square, turn over a card, say a sentence using the verb.






Move on two spaces.



Free go -move to next square



# Action Verb Board Game

 <b>FINISH</b>	34	33	32		30
24	25		27	28	29
23	22	21	20	19	18
12	13	14	15		17
11	10	9	8	7	6
<b>S T A R T</b>	1	2	3		5

