

## Educational Programme- writing

Writing involves transcription (spelling and handwriting) and composition (articulating ideas and structuring them in speech, before writing)

Birth to 3

Add some marks to their drawings which they give meaning to.

Makes marks on their picture that stands for their name.

Three to four years

Use some of their print and letter knowledge in their early writing.

Write some or all of their name.





Write some letters accurately.

Reception

Spell words by identifying the sounds and then writing the sound with letters.


Write short sentences with words with known letter-sound correspondences using capital letter and full stop


Re-read what they have written to check that it makes sense.





The  
 b a b e y w a i n  
 daddy  
 up o y s i m t  
 you n a p p e r t i n g  
 n a r r y Easter  
 I b y u y o o w  
 love you

Leaf Man 20.10.20  
 I can make a list of all the animals in the story Leaf Man.  
 c p i o p n z  
 j k c z  
 e e o z  
 t u r t e o  
 c o n z  
 b y t o p e i r e z  
 b y p z

18.3.21  
 I can write a sentence using a capital letter, finger spaces and a full stop.  
  
 A ladybug has spots.  
 It has six legs.

Date: Week 1  
 it was little then  
 it got big because  
 I put it on the window  
 sill and watered  
 it it started  
 to grow  
 leaves.  
 Picture:  


**Jack and the Beanstalk Writing Activity**  
 Write a sentence about each of the story pictures. Use the boxes at the top to help you.  
 castle giant hen golden egg harp  
 sound it out  
 finger spaces  
 full stop  
  
 Jack went in  
 the castle  
 then he got in  
  
 the giant  
 got the hen

Some more examples from Reception.

# Physical- Gross Motor

By creating games and providing opportunities for play both indoors and outdoors, adults can support children to develop their core strength, stability, balance, spatial awareness, co-ordination and agility. Gross motor skills provide the foundation for developing healthy bodies and social and emotional well-being.

3- 4 years

A loves to join in with wake up and shake up each morning. She is gradually learning the different movements remembering the sequence of moves.

3- 4 years

A is beginning to move freely when playing chase games on the playground.

3- 4 years

A is using the climbing equipment. Confidence is building and she managed to climb 2 rungs. Sometimes using alternative feet.

Reception

I uses the climbing equipment with increasing control and safety, he told me he must hold on all the time in case he slips. He climbed up the bars using alternative feet.

Reception

I sends in a magic moment to Dojo. He has been playing for a football team and has no started playing in matches. Mum tells us that he is passing the ball well and scoring lots of goals.

Reception

I uses the balance bike with increasing control and coordination. He is able to manoeuvre in and out of objects and adjust speed. He is able to glided with both feet off the floor with good control.

## Educational programme- Expressive Arts and Design

The development of children's artistic and cultural awareness supports their imagination and creativity. It is important that children have regular opportunities to engage with the arts, enabling them to explore and play with a wide range of media and materials.

### Reception


- Develop storylines in their play.
- Explore and engage in music making and dance.
- explore, use and refine a variety of artistic effects.



Making her own musical instruments and performing songs



Attention to detail. 'A' experiments with colour and chooses correct colours to represents the different paintings.



A enjoys role-play: acting out and creating her own ideas. Today she creates her own story to act out in role play. Family at the beach, the sandcastle breaks and in the end they build a new one.

After learning about shading and using white to make colours lighter, 'A' explores colour using black and white.

