

# POET 2018 – 2019

Stephen Martin  
January 2020

## **Background**

The Children and Young People's (CYP) Personal Outcomes Evaluation Tool (POET) has been developed by In Control and the Centre for Disability Research at Lancaster University and builds on the work In Control and Lancaster University have done on POET for use in adult social care and in health.

The CYP's POET has been developed with CYP, parents/carers and practitioners across 70 local areas and is designed to capture the views of CYP, parents/carers and practitioners about the Special Educational Needs and Disability (SEND) support they are receiving.

POET provides a national benchmark on the views of CYP, parent/carers and professionals on the impact the SEND reforms, as a result of the Children and Families Act (CaF) 2014, in relation to their views on the support delivered at both SEN Support and for those with and Education, Health and Care (EHC) plan.

## **Findings**

462 Lancashire CYP made responses to the POET survey in the 2018/19 academic year (September 2018 – July 2019). Analysing the data, a number of these responses had to be removed from the analysis of the figures (25%). For example one Young Person indicated they were attending University. The support system for Universities is not covered by the CaF 2014 and is not the responsibility of the Local Authority. A number of Young People responded that they were no longer in Education and were in full employment supported by Access to Work. Access to Work is a Department for Work and Pensions scheme and is not covered by the CaF 2014 or the responsibility of the Local Authority. Similarly a number of responses were about Personal Independence Payments (PIPs) a Department for Work and Pensions benefit and for a number of responses no information on the level of support in education (SEN Support or through an EHC Plan) was provided.

The figures presented present the responses made by 346 CYP, 328 (95%) having an Education, Health and Care (EHC) Plan and 18 receiving SEN Support from an educational establishment. The 2017/18 POET Survey was meant to cover those with EHC Plans and 379 CYP responded to the survey. However a similar analysis on the responses was not carried on this survey and so it is likely that this number contains invalid responses similar to those received for the 2018/19 survey. It also has to be noted that the questions and allowed responses were different last year and so any comparison is not fully like for like, but is a best fit.

1,443 Lancashire Parent/Carers made separate responses to the survey. For similar reasons as given with the CYP a number of the results also had to be removed (44%), the figures presented represent responses from 813 parent/carers, 731(90%) having children with an EHC Plan and 82 receiving SEN Support from an educational establishment.

678 Parent/Carers responded to the survey in 201/18. As with the CYP a similar analysis was not carried out last year and so it is likely that this number contains invalid responses similar to those received for the 2018/19 survey. For example 130 Parent/Carers answered that their CYP did not have an EHC Plan, despite the survey being for Parent/Carers of CYP with an EHC Plan. Again it has to be noted that the questions and allowed responses were different last year and so any comparison is not fully like for like, but is a best fit.

All of the 137 responses from Lancashire practitioners working with CYP with SEND and their Parents are presented.

The POET survey asked CYP their age. The average age of CYP from Lancashire, responding to the survey, was 13, the same average age as CYP nationally. Figures 1 and 2 show the range of educational establishment attended by the Lancashire CYP who responded

to the survey and for the Lancashire parent/carers who responded. For those CYP with an EHC Plan, these are broadly in line with the split for all CYPs with an EHC Plan.

The survey asked parent/carers how long the support that was being provide to their CYP had been in place. Figure 3 shows the range of time that support has been in place for Lancashire responses.

The practitioners were asked; which area they worked in, what type of school they work in (if working in a school), what age range of CYP they worked with and in what capacity where they involved with the CYP. The Lancashire responses for these questions are shown in figures 4 to 7.

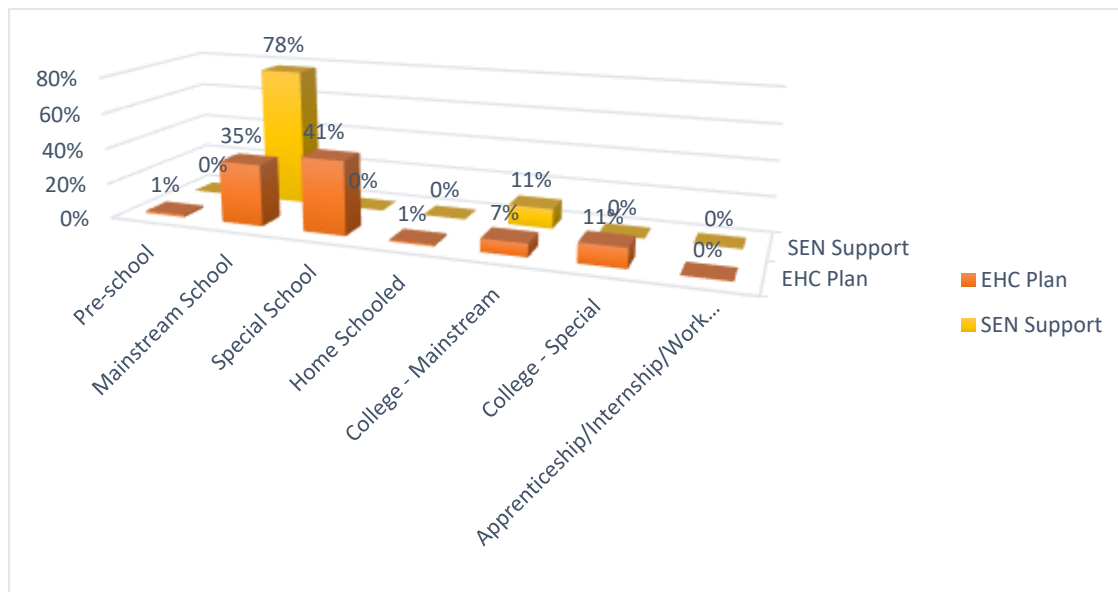


Figure 1 – Lancashire CYP - Educational Establishment Attended

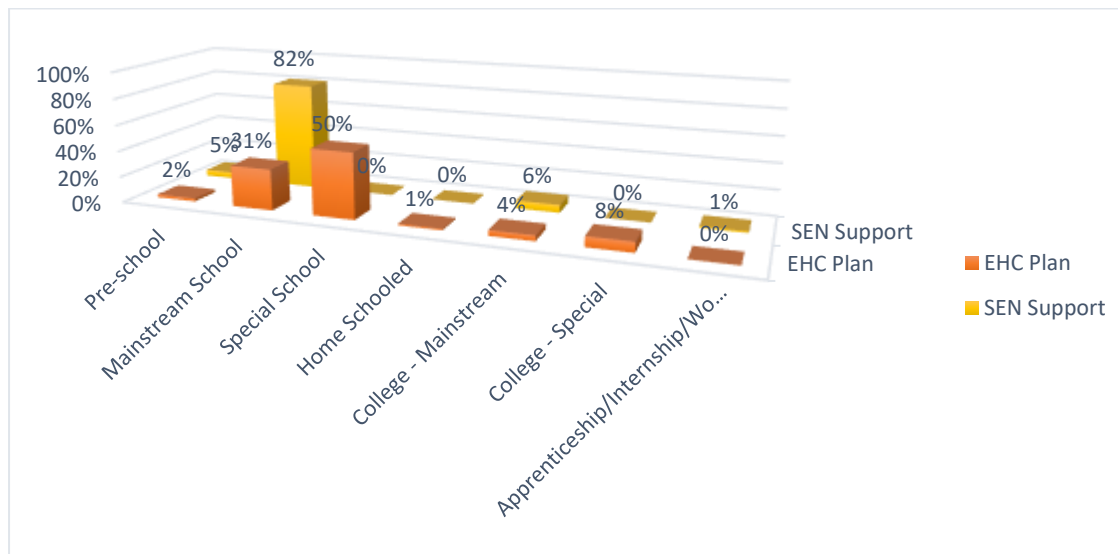


Figure 2 – Lancashire Parent/Carer - Educational Establishment Attended by their CYP

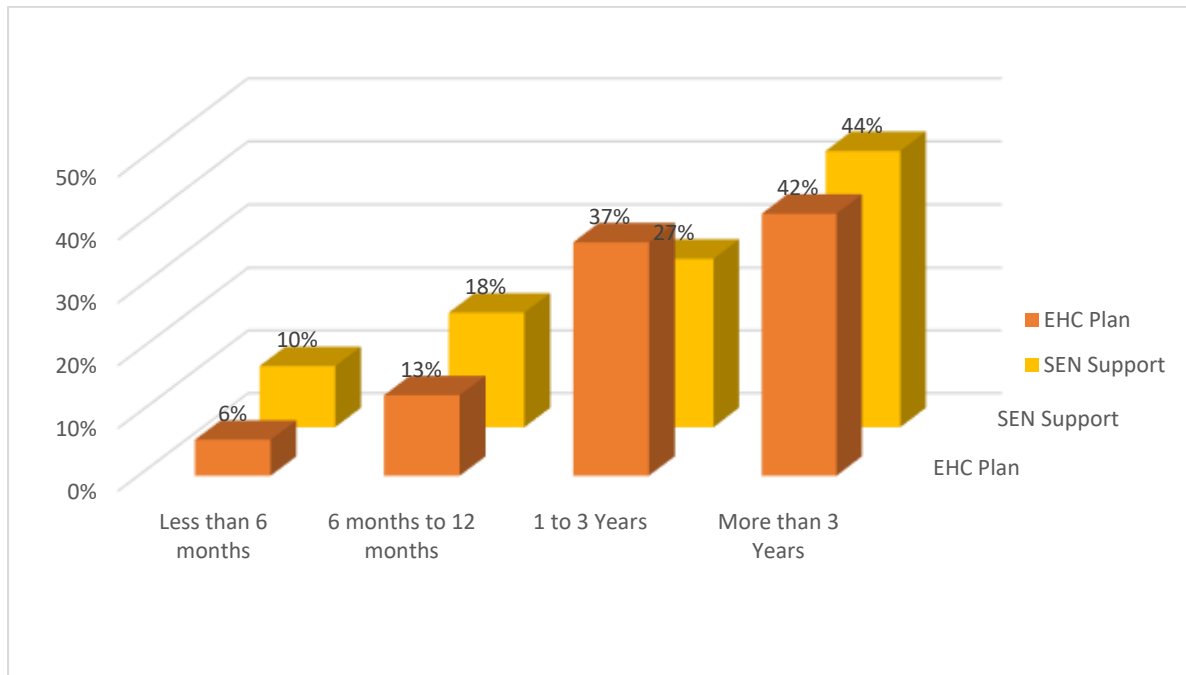


Figure 3 – Lancashire Parent/Carer – Length of time support has been in place

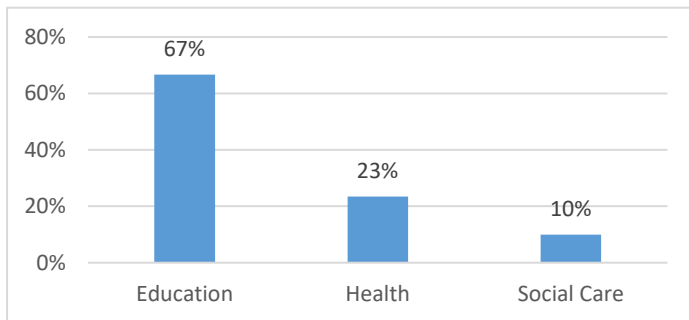


Figure 4 – Professionals Area of Work

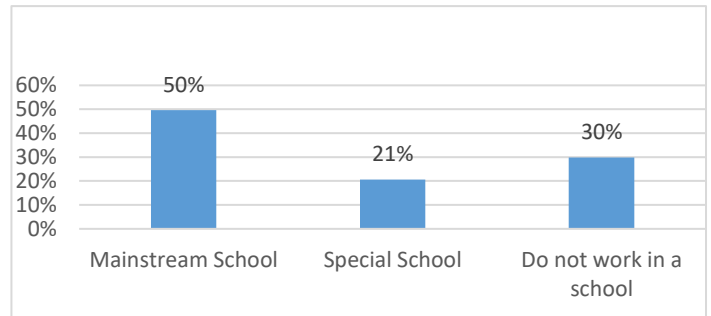


Figure 5 – Type of School Worked In

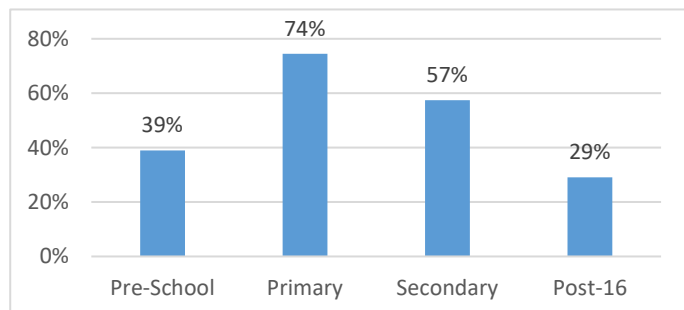


Figure 6 – Age of CYP worked with

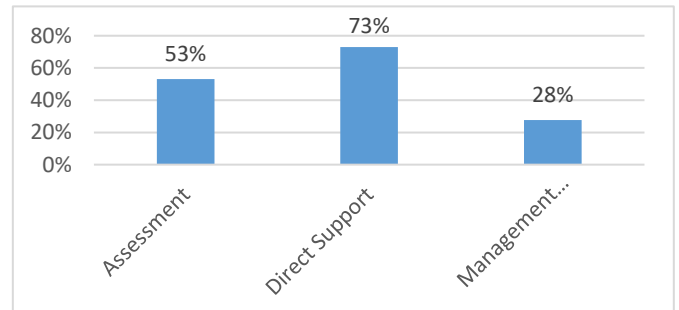
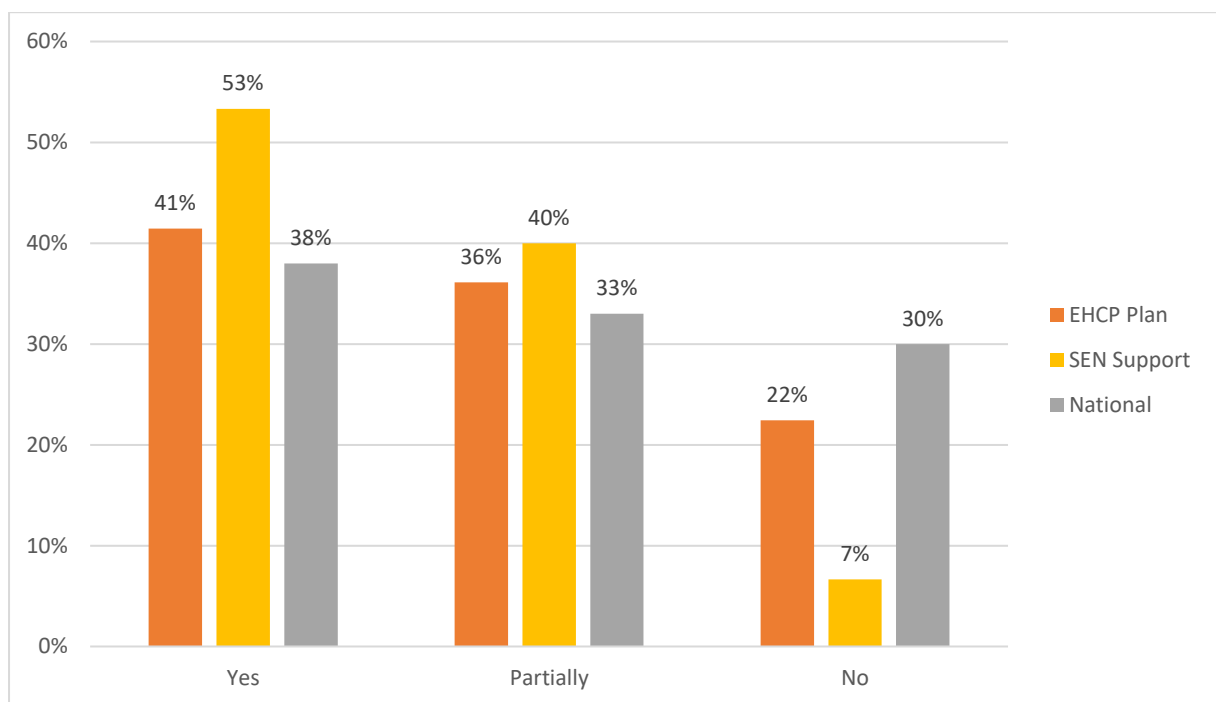


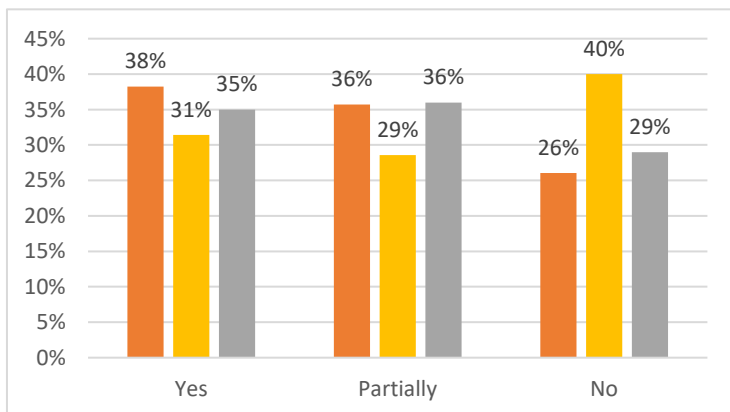
Figure 7 – Type of Involvement

All three groups; CYP, Parent/Carers and Professionals, were asked about how well the SEN support plan or EHC Plan reflected the views of the CYP.

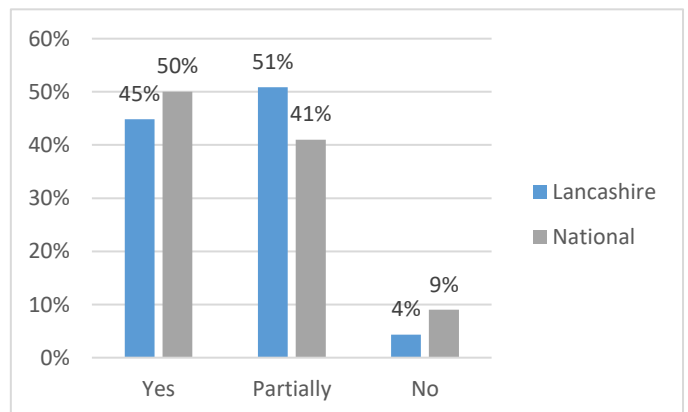
Lancashire CYP reported above the national average that for both SEN Support and EHC Plans their views were included. In 2017/18, 39% of CYP reported negatively to this compared to only 22% and 7% in 2018/19. Lancashire Parent/Carers reported that for EHC Plans the views of their CYP were included above that reported nationally, but at SEN Support reported below the national average. It should be noted that whilst Lancashire's responses have been reported separate for SEN Support and EHC Plans, the national figure combines these two. 42% of Parent/Carers reported in 2017/18 that their CYP's views were included and 20% partially included, showing a slight decrease in fully (4%) but a significant increase in partially (16%) compared to 2018/19. Professionals in Lancashire reported below the national figure for the full inclusion of the views of CYP, but were above the national average for partial and not included. These are shown in Figures 8 – 10.



**Figure 8 – Lancashire CYP Are your views included in the Support Plan?**



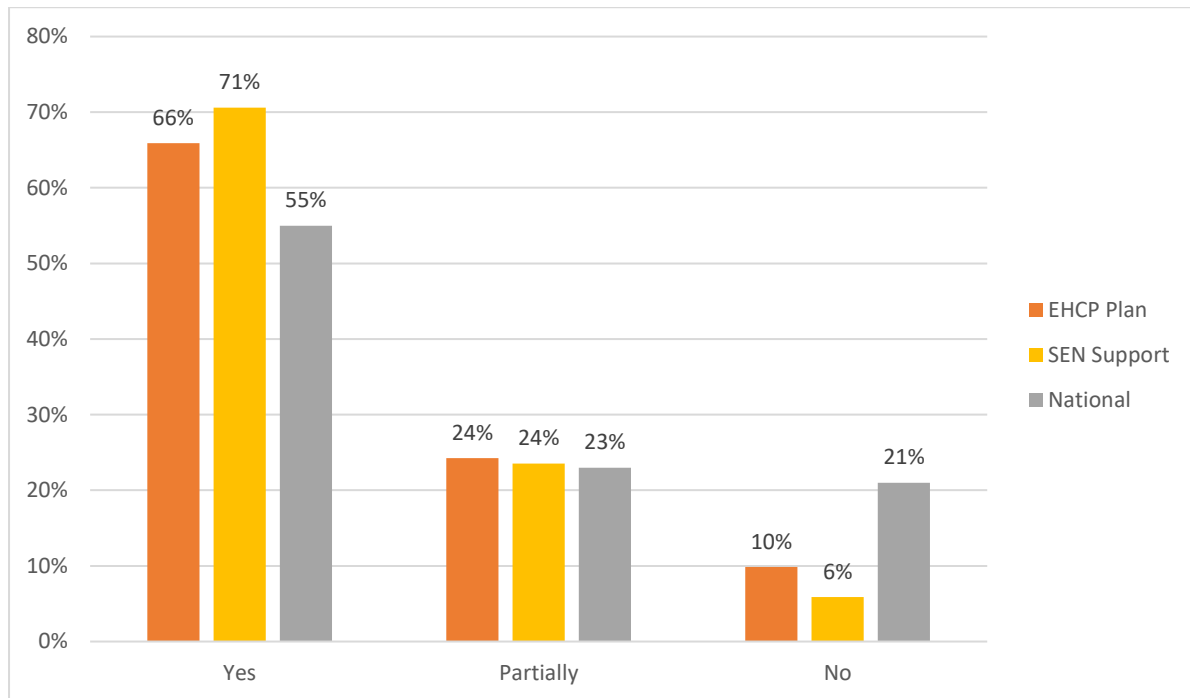
**Figure 9 – Parent/Carers**



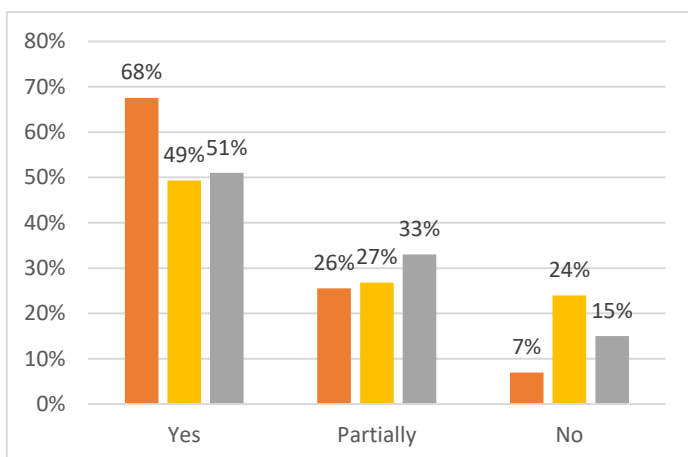
**Figure 10 - Professionals**

All three groups were asked how well they thought the views of family were included within the support plan.

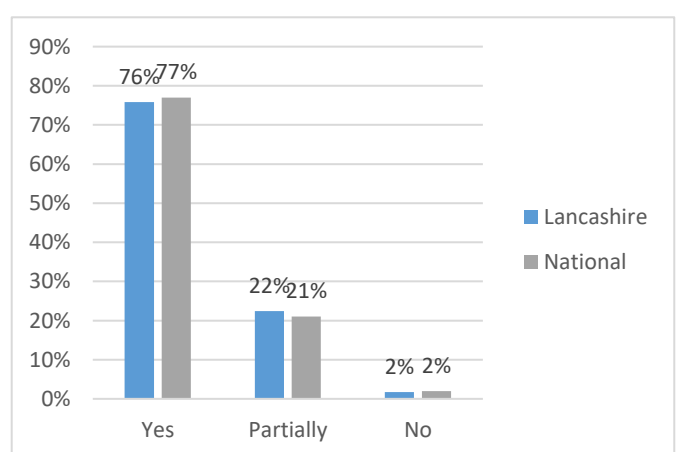
As with the inclusion of their views into the Support Plans, Lancashire CYP reported above national average that their family's views had been included. For EHC Plans Lancashire parent/carer's reported that their views were included above the national average. However at SEN Support, parent/carers in Lancashire reported below the national average. In 2017/18 parent/carers reported 61% fully and 25% partially, giving an increase in both of results in 2018/19. Professionals in Lancashire reported along the lines of the national picture for the inclusion of family's views. These are shown in Figures 11 – 13.



**Figure 11 – Lancashire CYP Are your family's views included in the Support Plan**



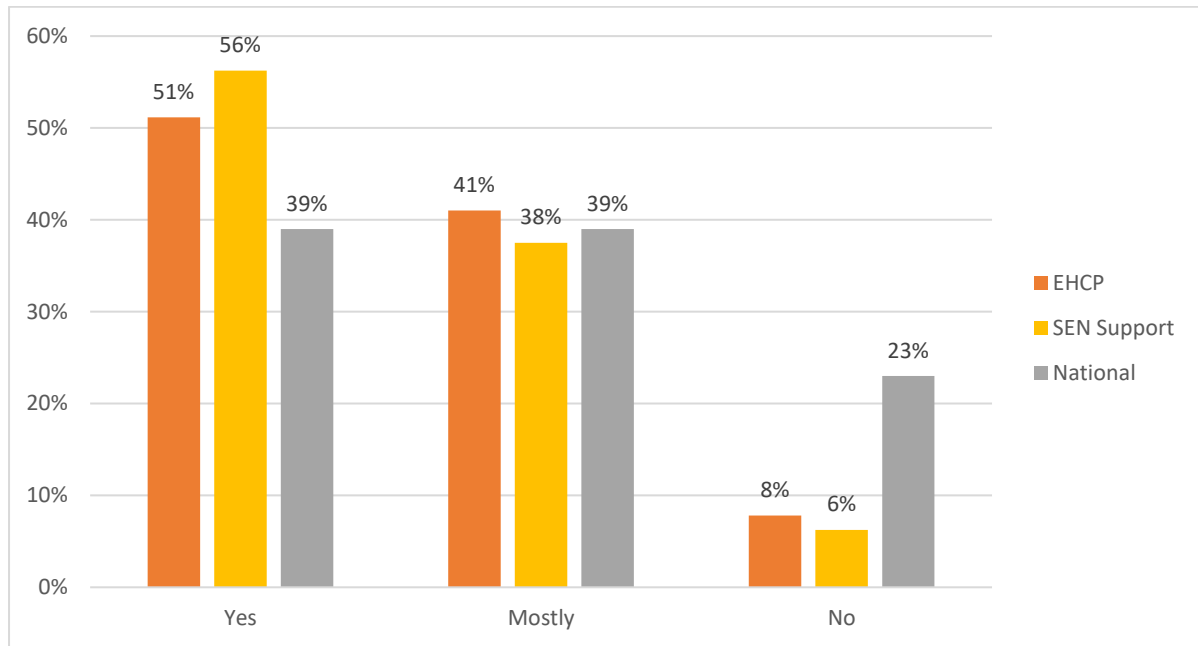
**Figure 12 – Parent/Carers**



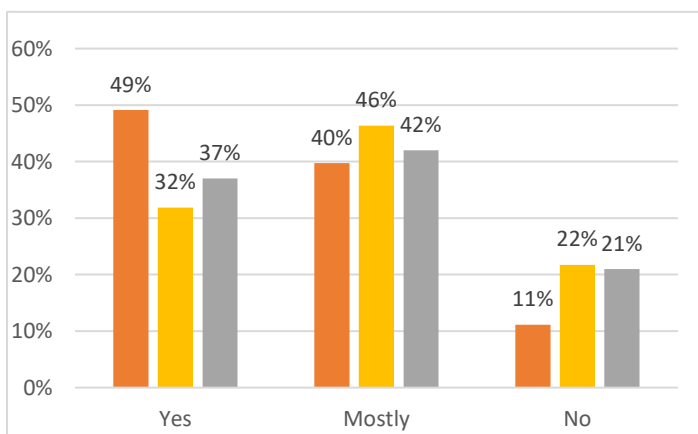
**Figure 13 - Professionals**

All three groups, were asked how well the Support plan reflected their needs.

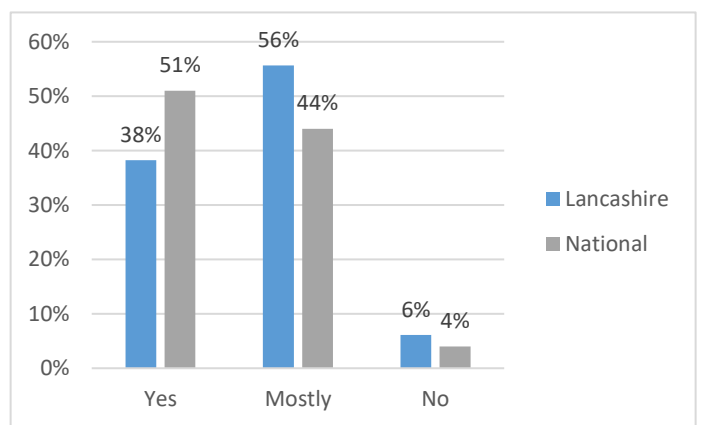
Both Lancashire CYP and Parent/Carers reported that EHC Plans reflected their needs significantly above that reported nationally. Parent/Carers had less confidence at SEN Support, but CYP reported satisfaction above the national figures. Lancashire professionals did not share this level of confidence and reported that Lancashire plans reflected the needs of child at a level below that reported nationally. This question was not asked in the 2017/18 2018 survey. These results are shown in Figures 14 – 16.



**Figure 14 – Lancashire CYP Does your support plan reflect your needs?**



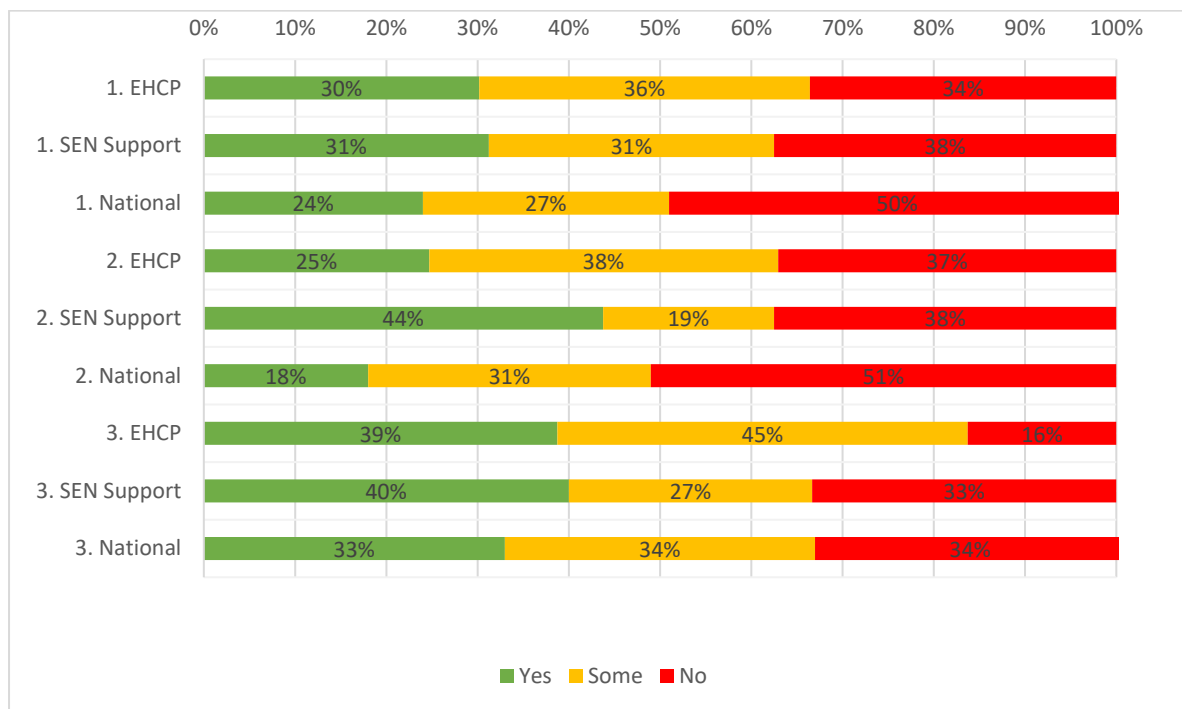
**Figure 15 – Parent/Carers**



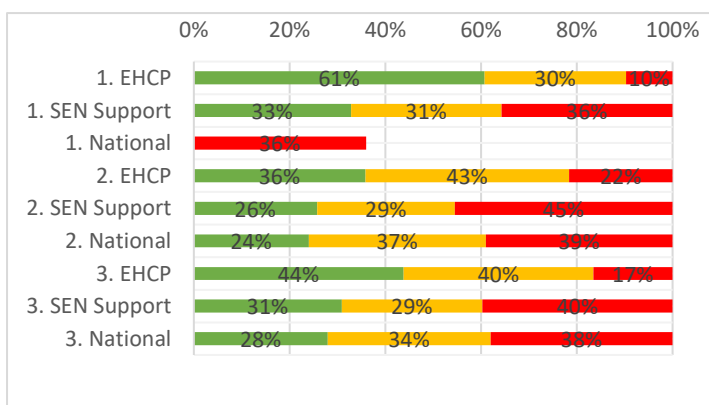
**Figure 16 - Professionals**

All three groups were asked if; they knew the outcome within their support plan and if they were happy with the progress being made. CYP and Parent/Carers were also asked if they knew how the outcomes would be reached

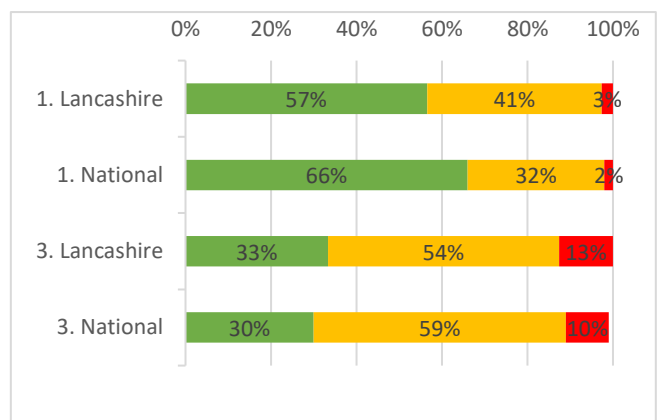
Lancashire CYP reported above the national figure for in all of these areas. In relation to the support delivered through EHC Plans, Lancashire Parent/Carers reported positively above that reported nationally in all the areas. Lancashire parent/carers reported concerns in relation to knowing how outcomes at SEN Support were to be reached, and were at the same levels as nationally in relation to the progress being made at SEN Support. Lancashire Professionals, again, do not reflect the confidence that Lancashire CYP and Parent/Carers are reporting and their responses shows a mixed picture. These questions were not asked in the 2017/18 survey.



**Figure 17 – Lancashire CYP (1) Do you know your outcomes? (2) Do you know how your Outcomes will be reached? (3) Are you satisfied with progress?**



**Figure 18 – Parent/Carers Q1 - 3**

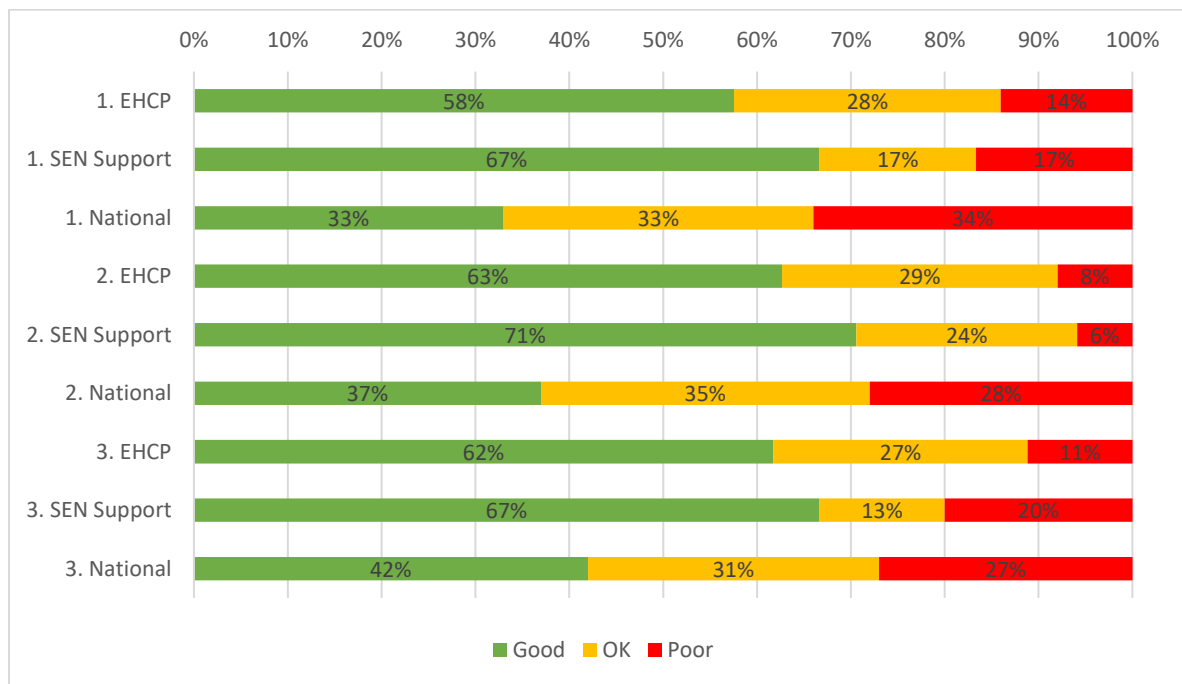


**Figure 19 – Professionals Q1 & Q3**

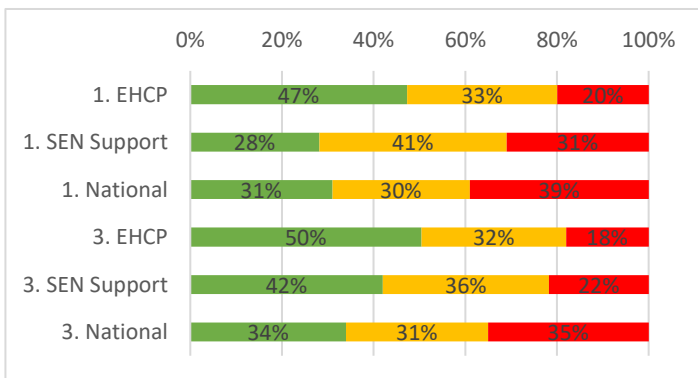


All three groups were asked if; the support that had been provided was the correct support to meet the CYP's needs and had multi-agency professionals worked well together in supporting the CYP. CYP were also asked about the quality of the support they had been provided.

Lancashire CYP and parent/carers reported significant positive results for all of these questions in comparison to the national picture, with the exception that parent/carers reported slightly lower than national satisfaction in relation to the right support to meet their CYP's needs being Good at SEN Support. In 2017/18 CYP & parent/carers were asked if they received the right support to meet their needs and they both reported broadly the same as in this survey. As with the other results, Lancashire Professionals reported a lower satisfaction than indicated by national professionals.



**Figure 20 – Lancashire CYP (1) Right support to meet needs? (2) The quality of my support? (3) Multi-agency professionals worked together?**



**Figure 21 - Parent/Carers Q1 & Q3**



**Figure 22 – Professionals Q1 & Q3**

All three groups were asked about the impact the support was having on the lives of the CYP. CYP were asked if the support enabled them; to take part in school life, prepared them for the future, enabled them to be fit and health, helped enjoy their life at home, helped them feel safe and helped them have fun in their spare time. Parent/Carers and professionals were asked if the support enabled their CYP to; take part in school life, prepared them for the future, enabled them to be fit and health.

Lancashire CYP, again, reported above the national figures that the support provided to them was having a positive impact in all of these aspects. The level of satisfaction compared to the 2017/18 results has remained broadly the same for; taking part in school life (1), being fit and healthy and feeling safe (3). It has increased for; enjoying life at home (4) and enjoying spare time (6). It has however decrease for preparing for the future (2). Lancashire Parent/Carers also reported for those who had CYP with an EHC Plan, a greater satisfaction with the impact the EHC Plan was having than nationally. As with the other results, Lancashire Parent/Carers were not as confident at SEN Support and were in line with national figures. There is a drop in parent/carer satisfaction from 2017/18 in relation to preparation to be fit and healthy. As with the other results, Lancashire Professionals did not share this positive view and when compared to national professionals were in line and below.

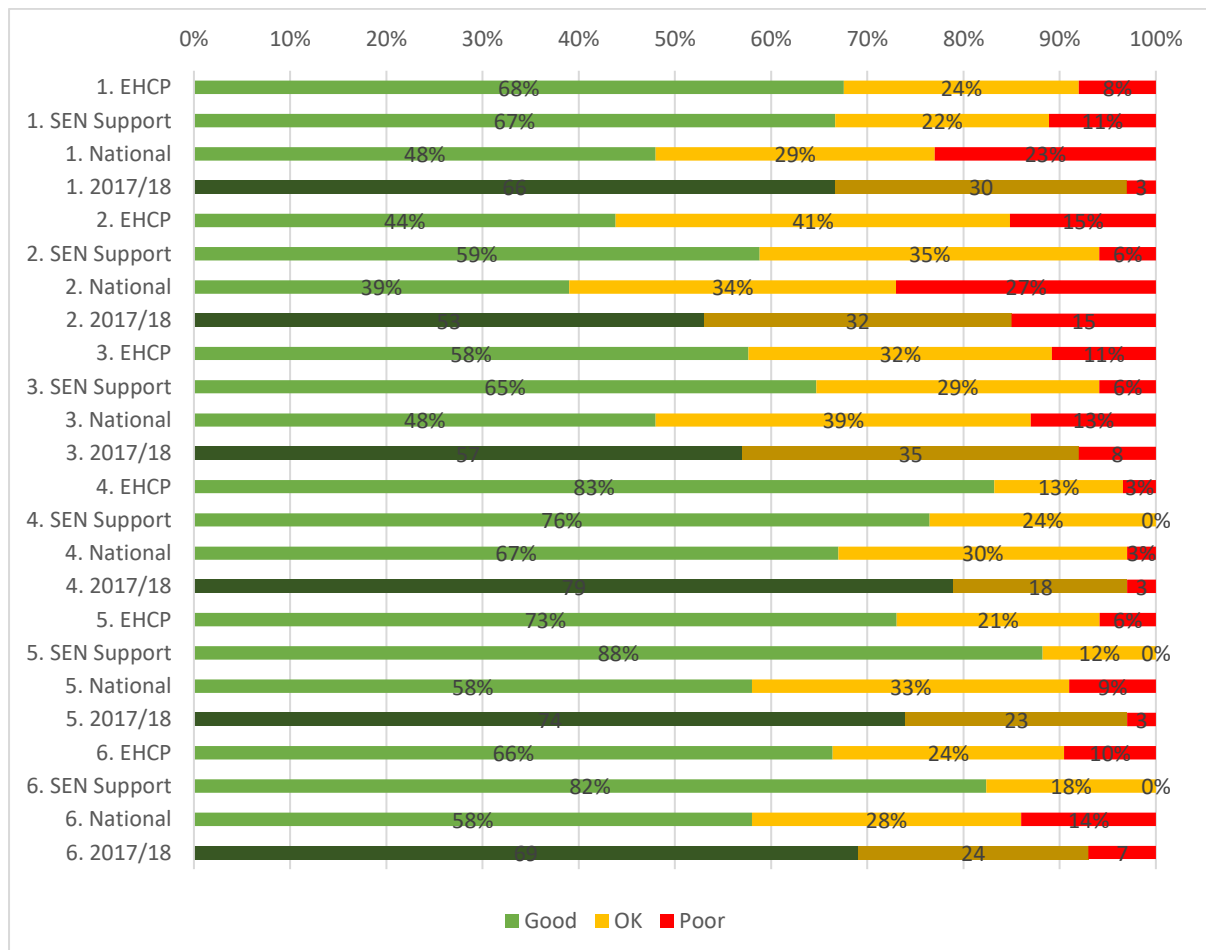


Figure 23 – Lancashire CYP – Support has helped me to; (1) Take part in school life, (2) Prepared me for the future, (3) Enabled me to be fit and health, (4) Helped me enjoy my life at home, (5) Helped me feel safe (6) Helped me have fun in my spare time.

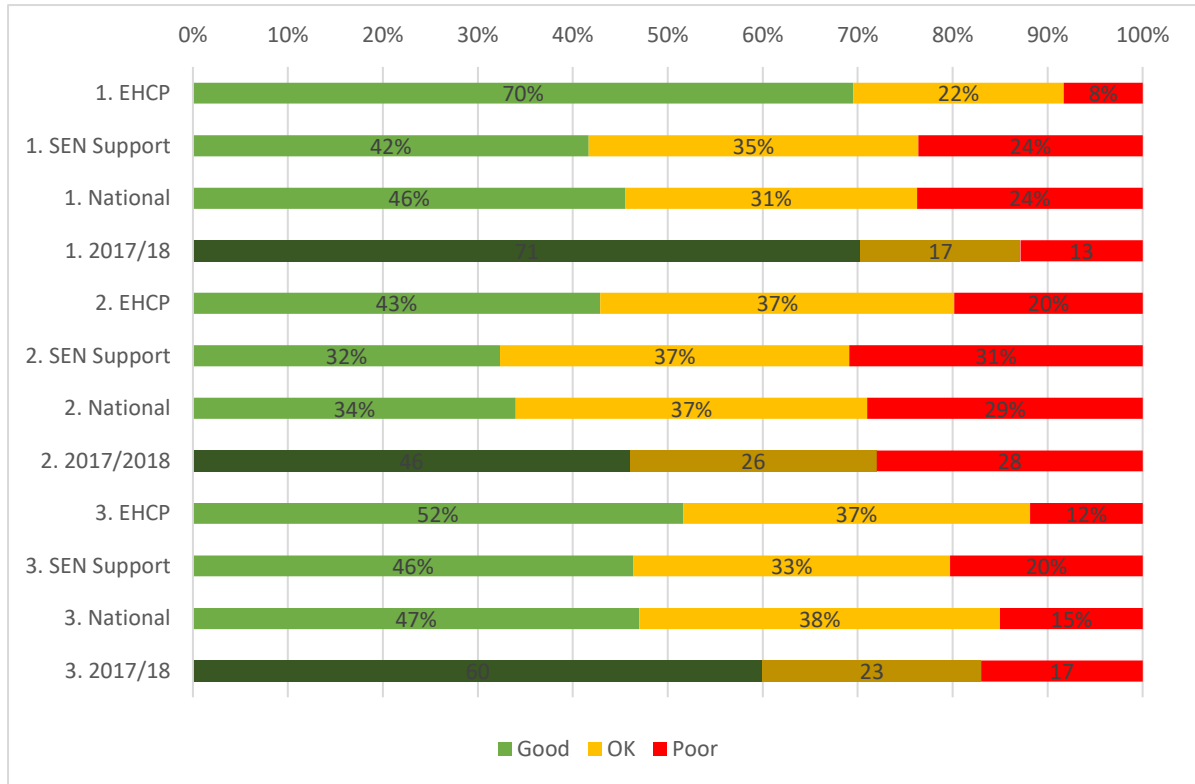


Figure 24 – Lancashire Parent/Carers – Support has heled my CYP to; (1) Take part in school life, (2) Prepared them for the future, (3) Enabled them to be fit and health.

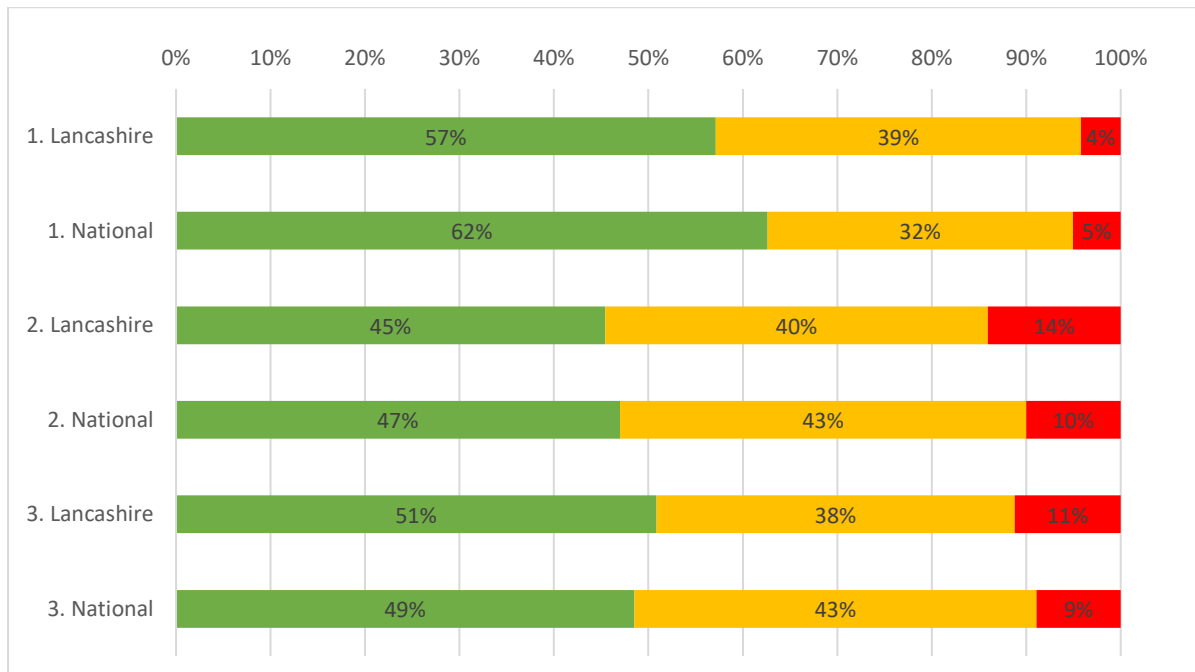
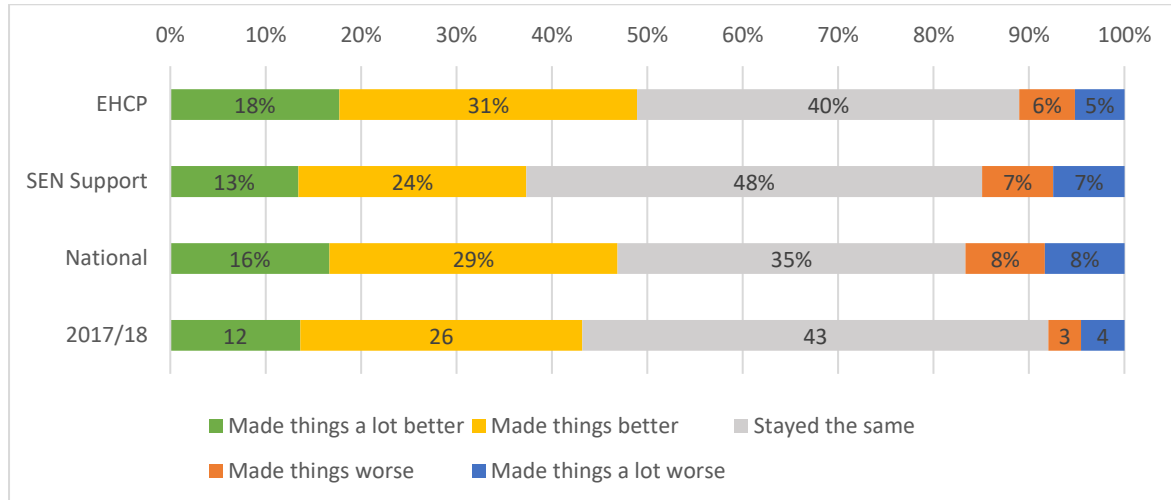


Figure 25 – Lancashire Professionals – Support has heled my CYP to; (1) Take part in school life, (2) Prepared them for the future, (3) Enabled them to be fit and health.

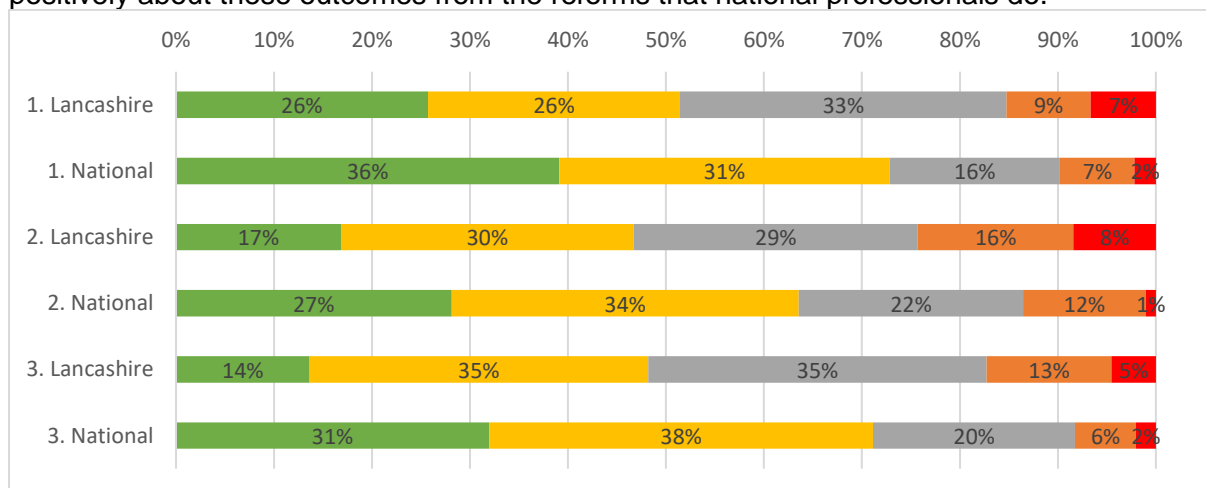
Parent/Carers were asked if the support that had been provided had improved the quality of their (parent/carer) life. Whilst Lancashire Parent/Carers report slightly above that reported nationally by parent/carers for CYP with an EHCP, the results do not show the higher level of satisfaction that are reported in the other areas. For SEN Support the satisfaction is slightly below that reported nationally. Compared to 2017/18 there has been a decrease in the percentage reporting that support has made things worse.



**Figure 26 – Lancashire Parent/Carers – The Support for my CYP has improved my quality of life.**

Professionals were asked if the EHC Plan process has helped them put CYP at the centre of their planning, had helped them work in partnership with other professionals and had helped them understand the needs of CYP, their family and schools better.

As with the other Lancashire professional responses, Lancashire professionals report less positively about these outcomes from the reforms that national professionals do.



**Figure 27 – Lancashire Professionals The EHC Plan process has; (1) Helped me put CYP at the centre of their planning, (2) Helped me work in partnership with other professionals, (3) Helped me understand the needs of CYP, their family and schools better.**

## Actions

1. The accuracy of responses made to the survey, needs to be increased. This will reduce the level of data cleaning which is required, and will additionally increase the number of responses which will be counted.
  - a. Lancashire Parent/Carer Forum and the SEND IAS Team to be asked if they will deliver workshops on the POET Survey to CYP and Parent/Carers.
2. The number of returns at SEN Support needs to be increase. This will increase the confidence in the results being returned and analysed.
  - a. A poster to promote the SEN POET Survey to be created and distributed to; Nurseries, Schools, Colleges, Work Based Learning Providers, Neighbourhood Centres, Libraries. The Inclusion Service to approach LCC Communication Team to see if they can accommodate this request.
  - b. A letter to be sent to all Educational Establishments, explaining the SEN POET Survey asking them to promote with their CYP and Parent/Carers who are receiving support. A letter for Parent/Carers to be sent by the Educational Establishment to be included. The Inclusion Service write and send these letters by February 14<sup>th</sup> 2020.
  - c. The POET Survey to be promoted at SENCO Cluster meetings and other Inclusion Service events with schools.
3. The reason for the drop in the confidence of CYP with an EHC Plan, that support being offered is preparing them for the future to be explored and addressed.
4. The reason for the drop in parent/carer confidence that the support through an EHCP is not supporting their CYP to be fit and healthy to be explored and actioned.
5. Parent/Carer confidence at SEN Support in the following areas to be increased:
  - a. CYP's view included in SEN Support Plans
  - b. SEN Support Plans to reflect the needs of CYP
  - c. Understanding of how SEN Support Plan Outcomes will be reached
  - d. Progress of the CYP in reaching their SEN Support Plan Outcomes
  - e. The impact of support provided at SEN Support in CYP engaging in school, preparing for their future and being fit and healthy.
6. The disparity between both CYP and Parent/Carers positively report greater satisfaction, than nationally, in the EHC Plan process but this not impacting at a similar level to the quality of life for parent/carers to be understood.
  - a. The Inclusion Service to approach Lancashire Parent/Carer Forum to see if they can accommodate this request.
7. The reasons and causes of the dissatisfaction, and reporting below national figures, of Lancashire professionals to be understood.

**Data Tables**

## POET – 2018/19 Academic Year (Sept 2018 – July 2019)

### POET September 2018 - August 2019 Summary Data

#### Children & Young People with Additional SEN

Responses with an EHC Plan	328
Responses at SEN Support	18
<b>Total Responses</b>	<b>346</b>

#### Educational Establishment Attended

Type	with an EHCP	%	At SEN Support	%	Total	%
Pre-school	4	1%	0	0%	4	1%
Mainstream School	114	35%	14	78%	128	37%
Special School	136	41%	0	0%	136	39%
Home Schooled	3	1%	0	0%	3	1%
College - Mainstream	24	7%	2	11%	26	8%
College - Special	36	11%	0	0%	36	10%
Apprenticeship/Internship/Work Based Learning	1	0%	0	0%	1	0%
None of these	5	2%	0	0%	5	1%
Not Provided	5	2%	2	11%	7	2%
<b>Total</b>	<b>328</b>		<b>18</b>		<b>346</b>	

Well Above National (8%+)
Above National (3% - 8%)
Below National (3% - 8%)
Well Below National (8%+)

#### Were your views (CYP) included in the support Plan?

Level of Support	Yes	%	Partially	%	No	%	Total	Not Provided	%
EHCP Plan	109	41%	95	36%	59	22%	263	65	25%
SEN Support	8	53%	6	40%	1	7%	15	3	20%
<b>National</b>		<b>38%</b>		<b>33%</b>		<b>30%</b>			

#### Were your family's views included in the EHC Plan/Support Plan?

Level of Support	Yes	%	Partially	%	No	%	Total	Not Provided	%
EHCP Plan	174	66%	64	24%	26	10%	264	64	24%
SEN Support	12	71%	4	24%	1	6%	17	1	6%
<b>National</b>		<b>55%</b>		<b>23%</b>		<b>21%</b>			

#### Who was involved in developing your EHC Plan/Support Plan?

	Class Teacher	%	Teaching Assistant	%	SENCO	%	EP	%	Social Worker	%	Health	%
EHCP - Yes	172	52%	112	34%	182	55%	98	30%	44	13%	92	28%
EHCP - No	156	48%	216	66%	146	45%	230	70%	284	87%	236	72%
SEN Support - Yes	16	89%	10	56%	14	78%	5	28%	1	6%	2	11%
SEN Support - No	2	11%	8	44%	4	22%	13	72%	16	94%	16	89%

#### Does the EHCP/Support Plan reflect your needs?

Level of Support	Yes	%	Mostly	%	No	%	Total	Not Provided	%
EHCP	131	51%	105	41%	20	8%	256	72	10%
SEN Support	9	56%	6	38%	1	6%	16	2	2%
<b>National</b>		<b>39%</b>		<b>39%</b>		<b>23%</b>			

## POET – 2018/19 Academic Year (Sept 2018 – July 2019)

Do you know what the Outcomes are in your EHC Plan/Support Plan?

Level of Support	Yes	%	Some	%	No	%	Total	Not Provided	%
EHCP	80	30%	96	36%	89	34%	265	63	9%
SEN Support	5	31%	5	31%	6	38%	16	2	2%
National		24%		27%		50%			

Do you know how your Outcomes will be reached?

Level of Support	Yes	%	Mostly	%	No	%	Total	Not Provided	%
EHCP	64	25%	99	38%	96	37%	259	69	9%
SEN Support	7	44%	3	19%	6	38%	16	2	2%
National		18%		31%		51%			

Are you satisfied with the progress being made?

Level of Support	Yes	%	Mostly	%	No	%	Total	Not Provided	%
EHCP	100	39%	116	45%	42	16%	258	70	10%
SEN Support	6	40%	4	27%	5	33%	15	3	4%
National		33%		34%		34%			

Over the last year, I had the right support to meet their needs?

Level of Support	Good	%	OK	%	Poor	%	Total	Do Not Know	%	Not Provided	%
EHCP	156	58%	77	28%	38	14%	271	14	2%	43	6%
SEN Support	12	67%	3	17%	3	17%	18	0	0%	0	0%
National		33%		33%		34%					

Over the last year, the quality of my support was?

Level of Support	Good	%	OK	%	Poor	%	Total	Do Not Know	%	Not Provided	%
EHCP	173	63%	81	29%	22	8%	276	8	1%	44	6%
SEN Support	12	71%	4	24%	1	6%	17	1	0%	0	0%
National		37%		35%		28%					

Over the last year, Multi Agency Practitioners have worked well together supporting my child?

Level of Support	Good	%	OK	%	Poor	%	Total	Do Not Know	%	Not Provided	%
EHCP	155	62%	68	27%	28	11%	251	36	5%	41	6%
SEN Support	10	67%	2	13%	3	20%	15	3	0%	0	0%
National		42%		31%		27%					

Over the last year, the support provided has me take part in school life?

Level of Support	Good	%	OK	%	Poor	%	Total	Do Not Know	%	Not Provided	%
EHCP	177	68%	64	24%	21	8%	262	5	1%	61	8%
SEN Support	12	67%	4	22%	2	11%	18	0	0%	0	0%
National		48%		29%		23%					



**POET – 2018/19 Academic Year (Sept 2018 – July 2019)**

Over the last year, the support provided has help me prepare for my next steps and future?

Level of Support	Good	%	OK	%	Poor	%	Total	Do Not Know	%	Not Provided	%
EHCP	107	44%	100	41%	37	15%	244	17	2%	67	9%
SEN Support	10	59%	6	35%	1	6%	17	1	0%	0	0%
National		39%		34%		27%					

Over the last year, the support provided has help me to be fit and healthy?

Level of Support	Good	%	OK	%	Poor	%	Total	Do Not Know	%	Not Provided	%
EHCP	128	58%	70	32%	24	11%	222	9	1%	97	13%
SEN Support	11	65%	5	29%	1	6%	17	0	0%	1	1%
National		48%		39%		13%					

Over the last year, the support provided to me has helped me enjoy life at home?

Level of Support	Good	%	OK	%	Poor	%	Total	Do Not Know	%	Not Provided	%
EHCP	218	83%	35	13%	9	3%	262	5	1%	61	8%
SEN Support	13	76%	4	24%	0	0%	17	0	0%	1	1%
National		67%		30%		3%					

Over the last year, the support provided to me has helped me to feel safe?

Level of Support	Good	%	OK	%	Poor	%	Total	Do Not Know	%	Not Provided	%
EHCP	187	73%	54	21%	15	6%	256	9	1%	63	9%
SEN Support	15	88%	2	12%	0	0%	17	0	0%	1	1%
National		58%		33%		9%					

Over the last year, the support provided to me has helped me have fun in my spare time?

Level of Support	Good	%	OK	%	Poor	%	Total	Do Not Know	%	Not Provided	%
EHCP	174	66%	63	24%	25	10%	262	5	1%	61	8%
SEN Support	14	82%	3	18%	0	0%	17	0	0%	1	1%
National		58%		28%		14%					

## POET – 2018/19 Academic Year (Sept 2018 – July 2019)

### POET September 2018 - August 2019 Summary Data

#### Parents of Children with Additional SEN

Responses with an EHC Plan	731
Responses at SEN Support	82
<b>Total Responses</b>	<b>813</b>

#### Educational Establishment Attended

Type	with an EHCP	%	At SEN Support	%	Total	%
Pre-school	17	2%	4	5%	21	3%
Mainstream School	229	31%	67	82%	296	36%
Special School	367	50%	0	0%	367	45%
Home Schooled	8	1%	0	0%	8	1%
College - Mainstream	31	4%	5	6%	36	4%
College - Special	57	8%	0	0%	57	7%
Apprenticeship/Internship/Work Based Learning	1	0%	1	1%	2	0%
None of these	10	1%	0	0%	10	1%
Not Provided	11	2%	5	6%	16	2%
<b>Total</b>	<b>731</b>		<b>82</b>		<b>813</b>	

#### Length of Support

Length	with an EHCP	%	At SEN Support	%	Total	%
Less than 6 months	42	6%	8	10%	50	6%
6 months to 12 months	94	13%	15	18%	109	13%
1 to 3 Years	272	37%	22	27%	294	36%
More than 3 Years	305	42%	36	44%	341	42%
Not Provided	18	2%	1	1%	19	2%
<b>Total</b>	<b>731</b>		<b>82</b>		<b>813</b>	

Well Above National (8%+)

Above Natinal (3% - 8%)

Below Natinal (3% - 8%)

Well Below National (8%+)

#### Were your views (Parent) included in the support Plan?

Level of Support	Yes	%	Partially	%	No	%	Total	Not Provided	%
EHCP Plan	458	68%	173	26%	47	7%	678	53	8%
SEN Support	35	49%	19	27%	17	24%	71	11	15%
<b>National</b>		<b>51%</b>		<b>33%</b>		<b>15%</b>			

#### Were your child's views included in the EHC Plan/Support Plan?

Level of Support	Yes	%	Partially	%	No	%	Total	Not Provided	%
EHCP Plan	257	38%	240	36%	175	26%	672	59	9%
SEN Support	22	31%	20	29%	28	40%	70	12	17%
<b>National</b>		<b>35%</b>		<b>36%</b>		<b>29%</b>			

#### Who was involved in developing your child's EHC Plan/Support Plan?

	Class Teacher	%	Teaching Assistant	%	SENCO	%	EP	%	Social Worker	%	Health	%
EHCP - Yes	474	65%	254	35%	446	61%	284	39%	105	14%	252	34%
EHCP - No	257	35%	477	65%	285	39%	447	61%	626	86%	479	66%
SEN Support - Yes	37	45%	20	24%	57	70%	19	23%	5	6%	19	23%
SEN Support - No	45	55%	62	76%	25	30%	63	77%	77	94%	63	77%

#### Does the EHCP/Support Plan reflect your Child's needs?

Level of Support	Yes	%	Mostly	%	No	%	Total	Not Provided	%
EHCP	331	49%	268	40%	75	11%	674	57	8%
SEN Support	22	32%	32	46%	15	22%	69	13	16%

**POET – 2018/19 Academic Year (Sept 2018 – July 2019)**

National		37%		42%		21%				
----------	--	-----	--	-----	--	-----	--	--	--	--

Do you know what the Outcomes are in your child's EHC Plan/Support Plan?

Level of Support	Yes	%	Some	%	Yes & Some	%	No	%	Total	Not Provided	%
EHCP	407	61%	198	30%	605	90%	65	10%	670	61	8%
SEN Support	23	33%	22	31%	45	64%	25	36%	70	12	15%
National						64%		36%			

Do you know how your child's Outcomes will be reached?

Level of Support	Yes	%	Mostly	%	No	%	Total	Not Provided	%
EHCP	239	36%	284	43%	144	22%	667	64	9%
SEN Support	17	26%	19	29%	30	45%	66	16	20%
National		24%		37%		39%			

Are you satisfied with the progress being made?

Level of Support	Yes	%	Mostly	%	No	%	Total	Not Provided	%
EHCP	289	44%	262	40%	109	17%	660	71	10%
SEN Support	21	31%	20	29%	27	40%	68	14	17%
National		28%		34%		38%			

Over the last year, has your child has the right support to meet their needs?

Level of Support	Good	%	OK	%	Poor	%	Total	Do Not Know	%	Not Provided	%
EHCP	323	47%	224	33%	136	20%	683	17	2%	31	4%
SEN Support	20	28%	29	41%	22	31%	71	6	1%	5	6%
National		31%		30%		39%					

Over the last year, Multi Agency Practitioners have worked well together supporting my child?

Level of Support	Good	%	OK	%	Poor	%	Total	Do Not Know	%	Not Provided	%
EHCP	334	50%	209	32%	119	18%	662	36	5%	33	5%
SEN Support	29	42%	25	36%	15	22%	69	7	1%	6	7%
National		34%		31%		35%					

Over the last year, the support provided has help by child take part in school life?

Level of Support	Good	%	OK	%	Poor	%	Total	Do Not Know	%	Not Provided	%
EHCP	477	70%	152	22%	57	8%	686	9	1%	36	5%
SEN Support	30	42%	25	35%	17	24%	72	0	0%	10	12%
National		46%		31%		24%					

Over the last year, the support provided has help by child prepare for their next steps and future?

Level of Support	Good	%	OK	%	Poor	%	Total	Do Not Know	%	Not Provided	%
EHCP	281	43%	244	37%	130	20%	655	27	4%	49	7%
SEN Support	22	32%	25	37%	21	31%	68	4	1%	10	12%
National		34%		37%		29%					

Over the last year, the support provided has help by child to be fit and healthy?

Level of Support	Good	%	OK	%	Poor	%	Total	Do Not Know	%	Not Provided	%
EHCP	322	52%	228	37%	74	12%	624	16	2%	91	12%
SEN Support	32	46%	23	33%	14	20%	69	2	0%	11	13%
National		47%		38%		15%					

**POET – 2018/19 Academic Year (Sept 2018 – July 2019)**

Over the last year, the support provided to my child, has improved my (parent's) quality of life.

Level of Support	Made things a lot better	%	Made things better	%	Stayed the same	%	Made things worse	%	Made things a lot worse	%	Total	Do Not Know	%	Not Provided	%
EHCP	116	18%	204	31%	262	40%	38	6%	34	5%	654	8	1%	69	9%
SEN Support	9	13%	16	24%	32	48%	5	7%	5	7%	67	3	4%	12	15%
National		16%		29%		35%		8%		8%					

## POET – 2018/19 Academic Year (Sept 2018 – July 2019)

### POET September 2018 - August 2019 Summary Data

#### Professionals working with Additional SEN

##### Which area do you work in?

Type	No.	%
Education	94	67%
Health	33	23%
Social Care	14	10%
<b>Total</b>	<b>141</b>	

##### Educational Establishment worked in.

Type	No.	%
Mainstream School	70	50%
Special School	29	21%
Do not work in a school	42	30%
<b>Total</b>	<b>141</b>	

##### Age Group worked with.

Type	Yes	No
Pre-School	55	86
Primary	105	36
Secondary	81	60
Post-16	41	100

##### What is your involvement with CYP?

Type	Yes	No
Assessment	75	66
Direct Support	103	38
Management/Commissioning	39	102

Well Above National (8%+)
Above Natinal (3% - 8%)
Below Natinal (3% - 8%)
Well Below National (8%+)

Were the views of the CYP included in the EHCP/Support Plan?	Yes	%	Partially	%	No	%	Total	Not Provided	
Lancashire	52	45%	59	51%	5	4%	116	25	22%
<b>National</b>		<b>50%</b>		<b>41%</b>		<b>9%</b>			

Were your family's views included in the EHC Plan/Support Plan?	Yes	%	Partially	%	No	%	Total	Not Provided	
Lancashire	88	76%	26	22%	2	2%	116	25	22%
<b>National</b>		<b>77%</b>		<b>21%</b>		<b>2%</b>			

##### Who was involved in developing the EHC Plan/Support Plan?

	Class Teacher	%	Teaching Assistant	%	SENCO	%	EP	%	Social Worker	%	Health	%
Yes	91	78%	65	56%	100	86%	77	66%	22	19%	61	53%
No	25	22%	51	44%	16	14%	39	34%	94	81%	55	47%

Does the EHCP/Support Plan reflect the CYPs needs?	Yes	%	Mostly	%	No	%	Total	Not Provided	%
Lancashire	44	38%	64	56%	7	6%	115	26	4%
<b>National</b>		<b>51%</b>		<b>44%</b>		<b>4%</b>			

**POET – 2018/19 Academic Year (Sept 2018 – July 2019)**

Do parent's know what the Outcomes are in the CYP's EHC Plan/Support Plan?	Yes	%	Some	%	No	%	Total	Not Provided	%
Lancashire	65	57%	47	41%	3	3%	115	26	4%
National		66%		32%		2%			

Are you satisfied with the progress being made?	Yes	%	Mostly	%	No	%	Total	Not Provided	%
Lancashire	37	33%	60	54%	14	13%	111	30	4%
National		30%		59%		10%			

Over the last year, did the CYP have the right support to meet their needs?

Level of Support	Good	%	OK	%	Poor	%	Total	Do Not Know	%	Not Provided	%
Lancashire	31	24%	61	47%	39	30%	131	1	0%	9	1%
National		37%		43%		20%					

Over the last year, Multi Agency Practitioners have worked well together supporting the CYP?

Level of Support	Good	%	OK	%	Poor	%	Total	Do Not Know	%	Not Provided	%
Lancashire	64	49%	56	43%	11	8%	131	2	0%	8	1%
National		58%		32%		10%					

Over the last year, the support provided helped teh CYP take part in school life?

Level of Support	Good	%	OK	%	Poor	%	Total	Do Not Know	%	Not Provided	%
Lancashire	68	57%	46	39%	5	4%	119	3	0%	19	3%
National		62%		32%		5%					

Over the last year, the support provided has help the CYP prepare for their next steps and future?

Level of Support	Good	%	OK	%	Poor	%	Total	Do Not Know	%	Not Provided	%
Lancashire	55	45%	49	40%	17	14%	121	1	0%	19	3%
National		47%		43%		10%					

Over the last year, the support provided has help me to be fit and healthy?

Level of Support	Good	%	OK	%	Poor	%	Total	Do Not Know	%	Not Provided	%
Lancashire	59	51%	44	38%	13	11%	116	6	1%	19	3%
National		49%		43%		9%					

Over the last year, have EHCPs helped you put children at the centre of your planning?

Level of Support	Always	%	Most	%	Sometimes	%	Rarely	%	Never	%	Total	N/A	%	Not Provided	%
Lancashire	27	26%	27	26%	35	33%	9	9%	7	7%	105	7	7%	29	28%
National		36%		31%		16%		7%		2%					

Over the last year, EHCPs have helped me to work in partnership with others?

Level of Support	Always	%	Most	%	Sometimes	%	Rarely	%	Never	%	Total	N/A	%	Not Provided	%
Lancashire	18	17%	32	30%	31	29%	17	16%	9	8%	107	5	5%	29	27%
National		27%		34%		22%		12%		1%					

Over the last year, EHCPs have helped me to understand teh needs of CYP, their family and school?

**POET – 2018/19 Academic Year (Sept 2018 – July 2019)**

Level of Support	Always	%	Most	%	Sometimes	%	Rarely	%	Never	%	Total	N/A	%	Not Provided	%
Lancashire	15	14%	38	35%	38	35%	14	13%	5	5%	110	3	3%	28	25%
National		31%		38%		20%		6%		2%					