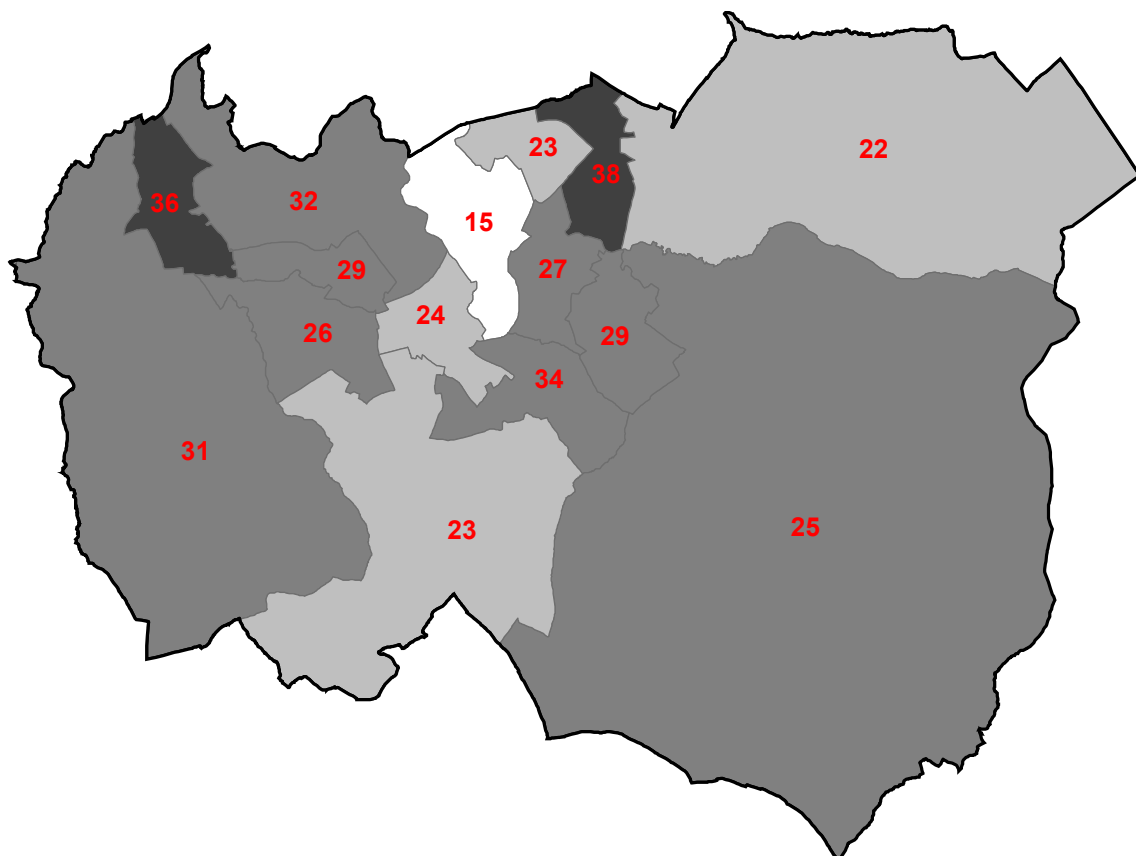


Adults with an open social care case or referral not currently in receipt of residential or domiciliary care or direct payments (For planning purposes only)

Burnley



Legend

Lancashire Districts

Total - all groups

3 - 15

16 - 24

25 - 34

35 - 47

48 - 71

Priority groups

The most vulnerable adults have been assigned a priority group on the basis of:

Priority 1 - Known respiratory condition. Indicated as living alone

Priority 2 - Known respiratory condition. Not known to be living alone.

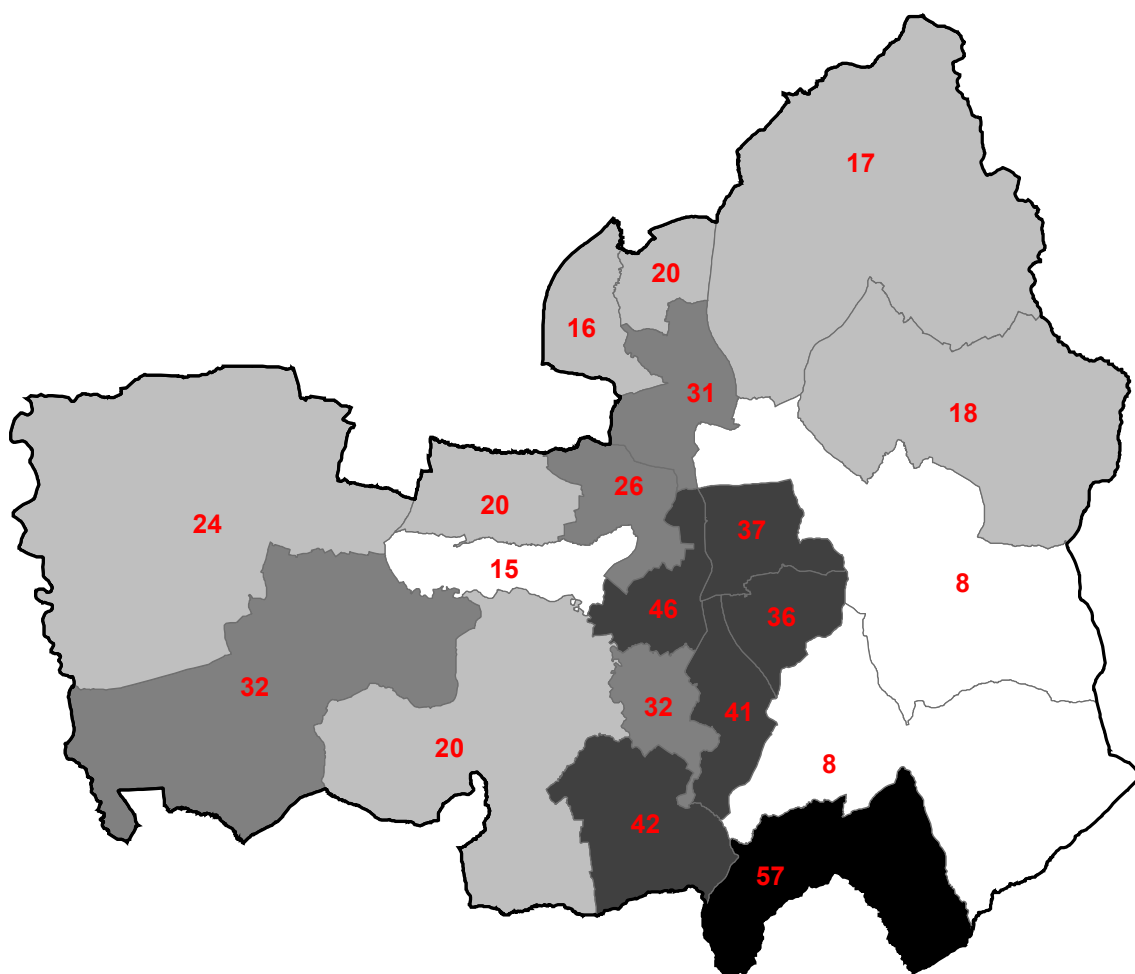
Priority 3 - No known respiratory condition. Indicated as living alone. Aged 85+.

Priority 4 - No known respiratory condition. Not known to be living alone. Aged 85+.

Produced by Lancashire County Council's Business Intelligence team 02/04/2020.

Adults with an open social care case or referral not currently in receipt of residential or domiciliary care or direct payments (For planning purposes only)

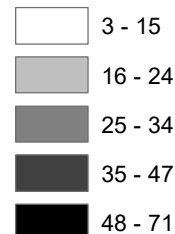
Chorley



Legend

Lancashire Districts

Total - all groups



Priority groups

The most vulnerable adults have been assigned a priority group on the basis of:

Priority 1 - Known respiratory condition. Indicated as living alone

Priority 2 - Known respiratory condition. Not known to be living alone.

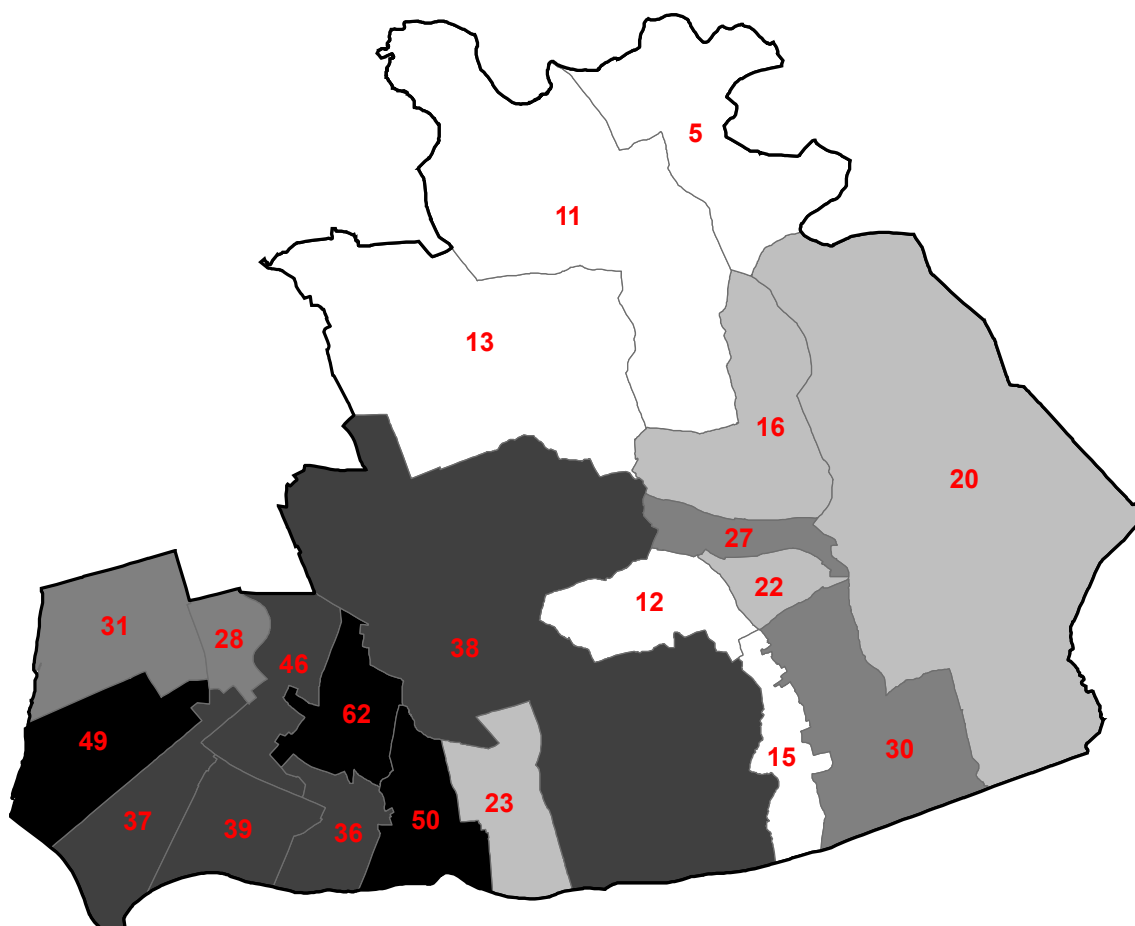
Priority 3 - No known respiratory condition. Indicated as living alone. Aged 85+.

Priority 4 - No known respiratory condition. Not known to be living alone. Aged 85+.

Produced by Lancashire County Council's Business Intelligence team 02/04/2020.

Adults with an open social care case or referral not currently in receipt of residential or domiciliary care or direct payments (For planning purposes only)

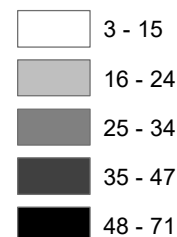
Fylde



Legend

Lancashire Districts

Total - all groups



Priority groups

The most vulnerable adults have been assigned a priority group on the basis of:

Priority 1 - Known respiratory condition. Indicated as living alone

Priority 2 - Known respiratory condition. Not known to be living alone.

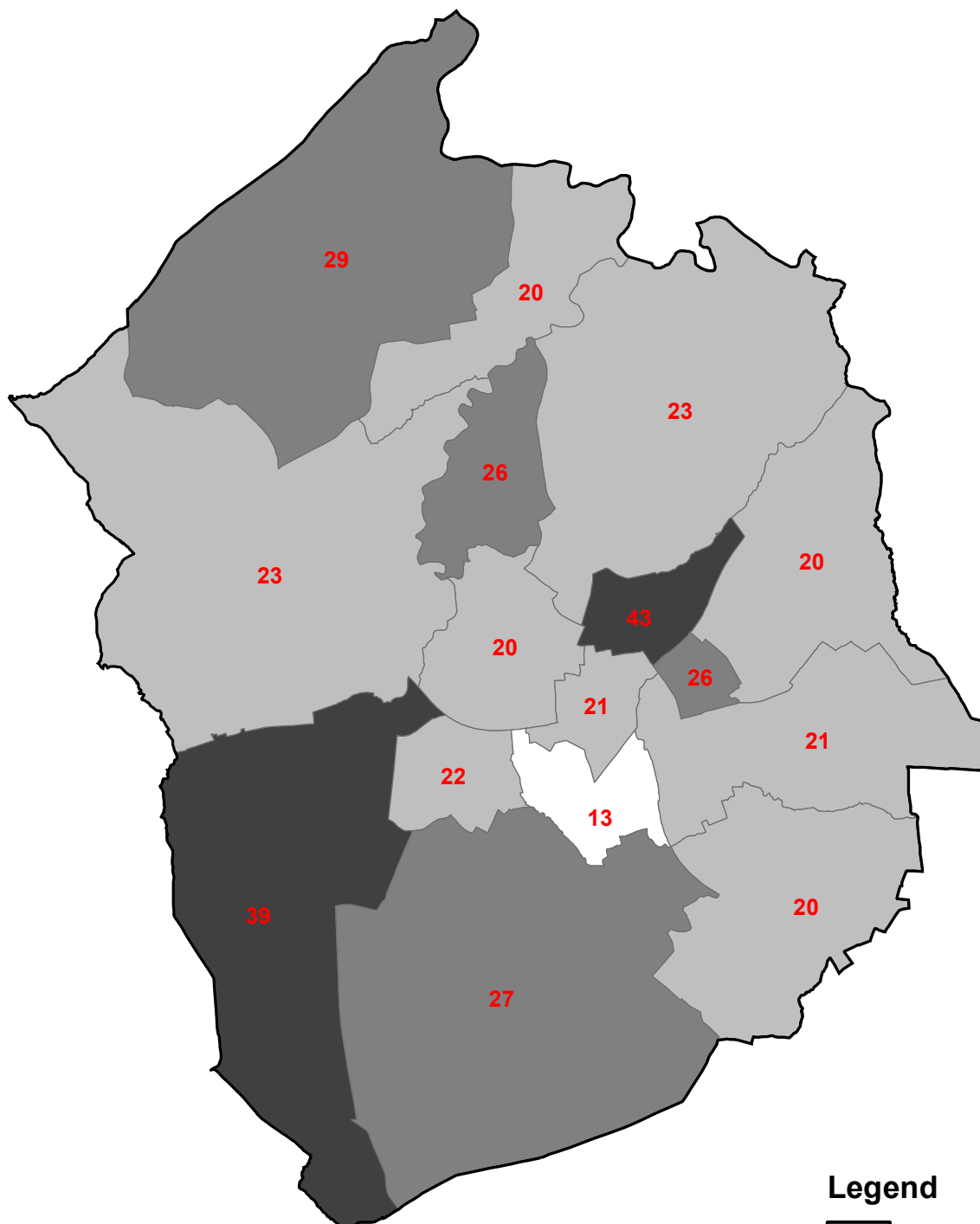
Priority 3 - No known respiratory condition. Indicated as living alone. Aged 85+.

Priority 4 - No known respiratory condition. Not known to be living alone. Aged 85+.

Produced by Lancashire County Council's Business Intelligence team 02/04/2020.

Adults with an open social care case or referral not currently in receipt of residential or domiciliary care or direct payments (For planning purposes only)

Hyndburn



Legend

Lancashire Districts

Total - all groups

	3 - 15
	16 - 24
	25 - 34
	35 - 47
	48 - 71

Priority groups

The most vulnerable adults have been assigned a priority group on the basis of:

Priority 1 - Known respiratory condition. Indicated as living alone

Priority 2 - Known respiratory condition. Not known to be living alone.

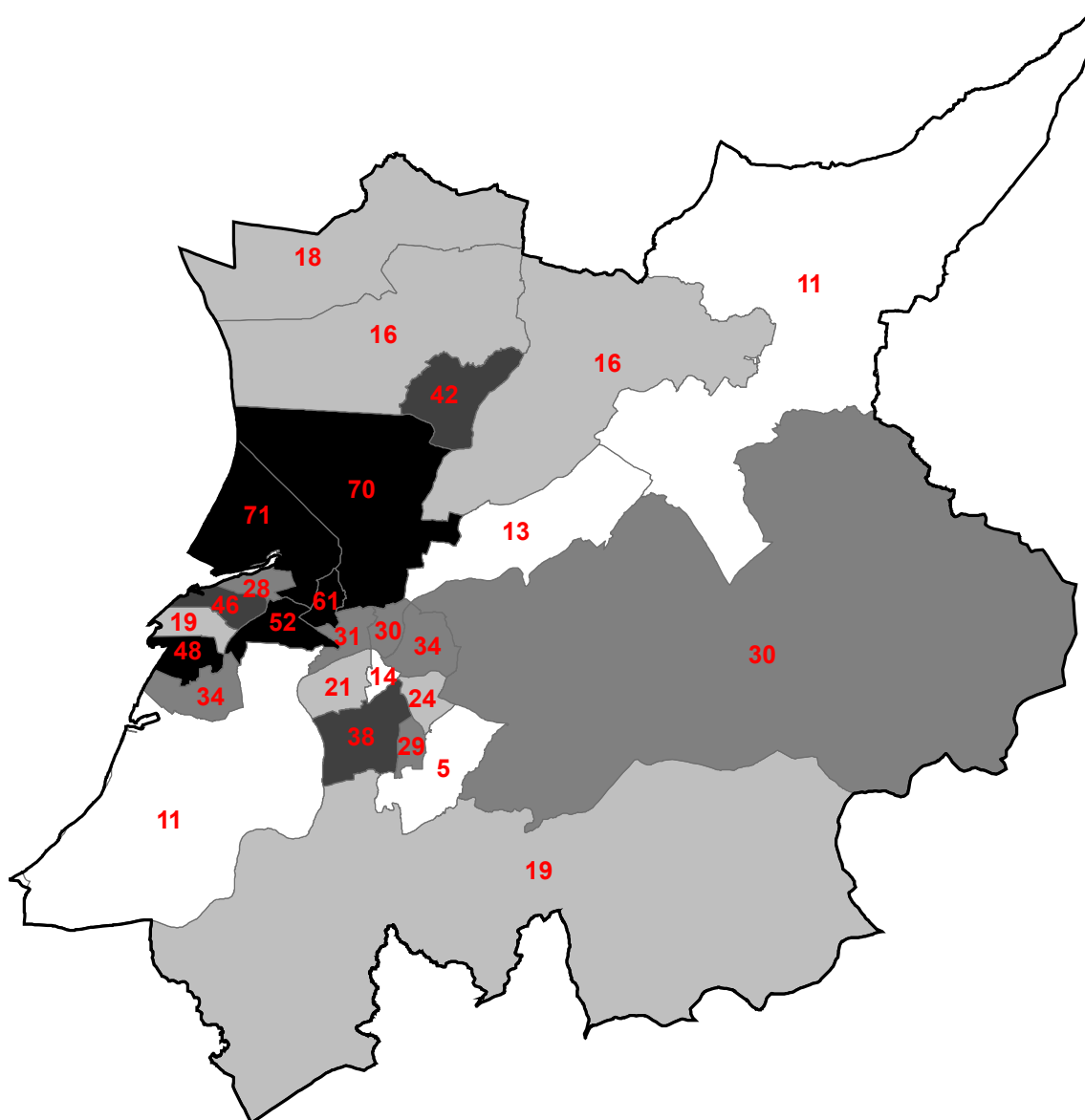
Priority 3 - No known respiratory condition. Indicated as living alone. Aged 85+.

Priority 4 - No known respiratory condition. Not known to be living alone. Aged 85+.

Produced by Lancashire County Council's Business Intelligence team 02/04/2020.

Adults with an open social care case or referral not currently in receipt of residential or domiciliary care or direct payments (For planning purposes only)


Lancaster



Legend

 Lancashire Districts

Total - all groups

 3 - 15

 16 - 24

 25 - 34

 35 - 47

 48 - 71

Priority groups

The most vulnerable adults have been assigned a priority group on the basis of:

Priority 1 - Known respiratory condition. Indicated as living alone

Priority 2 - Known respiratory condition. Not known to be living alone.

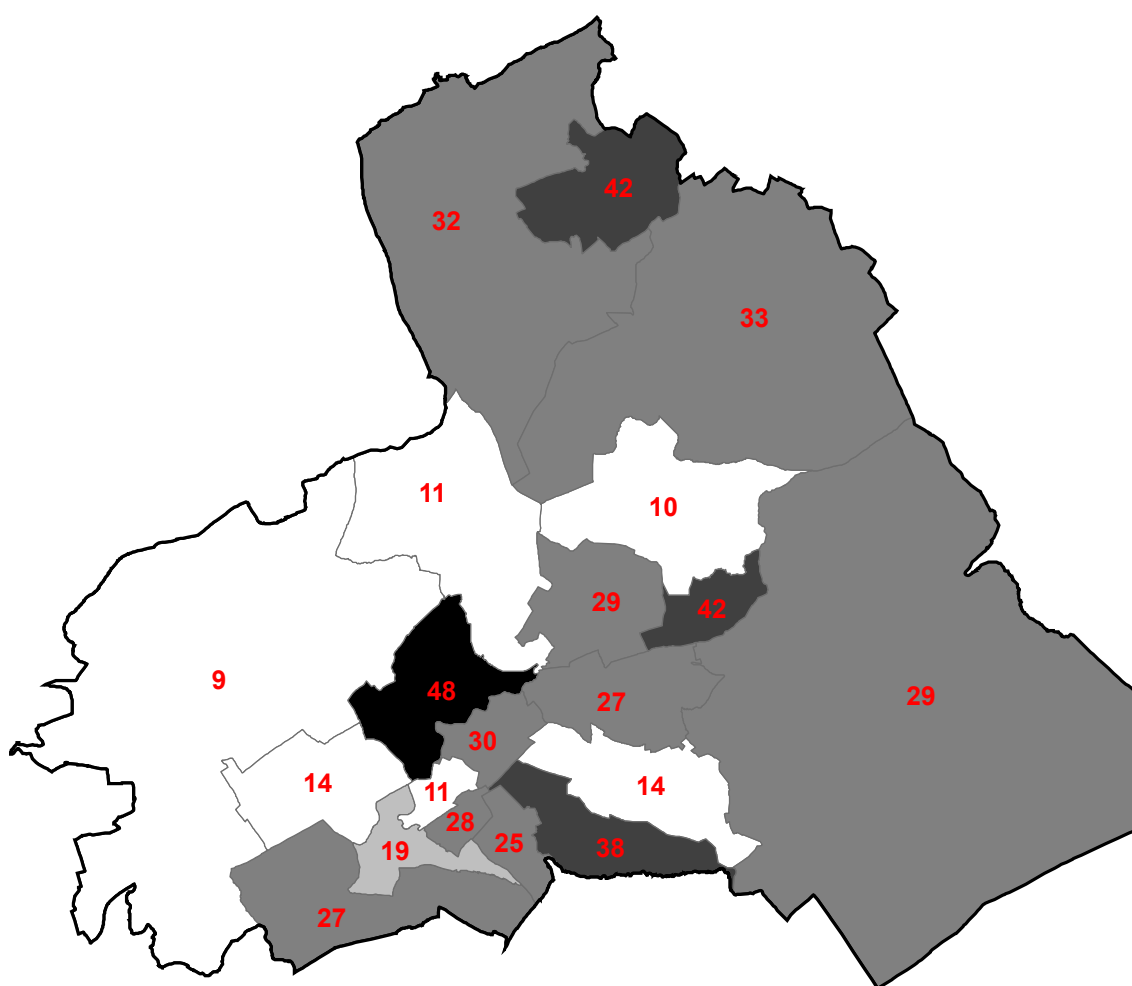
Priority 3 - No known respiratory condition. Indicated as living alone. Aged 85+.

Priority 4 - No known respiratory condition. Not known to be living alone. Aged 85+.

Produced by Lancashire County Council's Business Intelligence team 02/04/2020.

Adults with an open social care case or referral not currently in receipt of residential or domiciliary care or direct payments (For planning purposes only)


Pendle



Legend

 Lancashire Districts

Total - all groups

 3 - 15

 16 - 24

 25 - 34

 35 - 47

 48 - 71

Priority groups

The most vulnerable adults have been assigned a priority group on the basis of:

Priority 1 - Known respiratory condition. Indicated as living alone

Priority 2 - Known respiratory condition. Not known to be living alone.

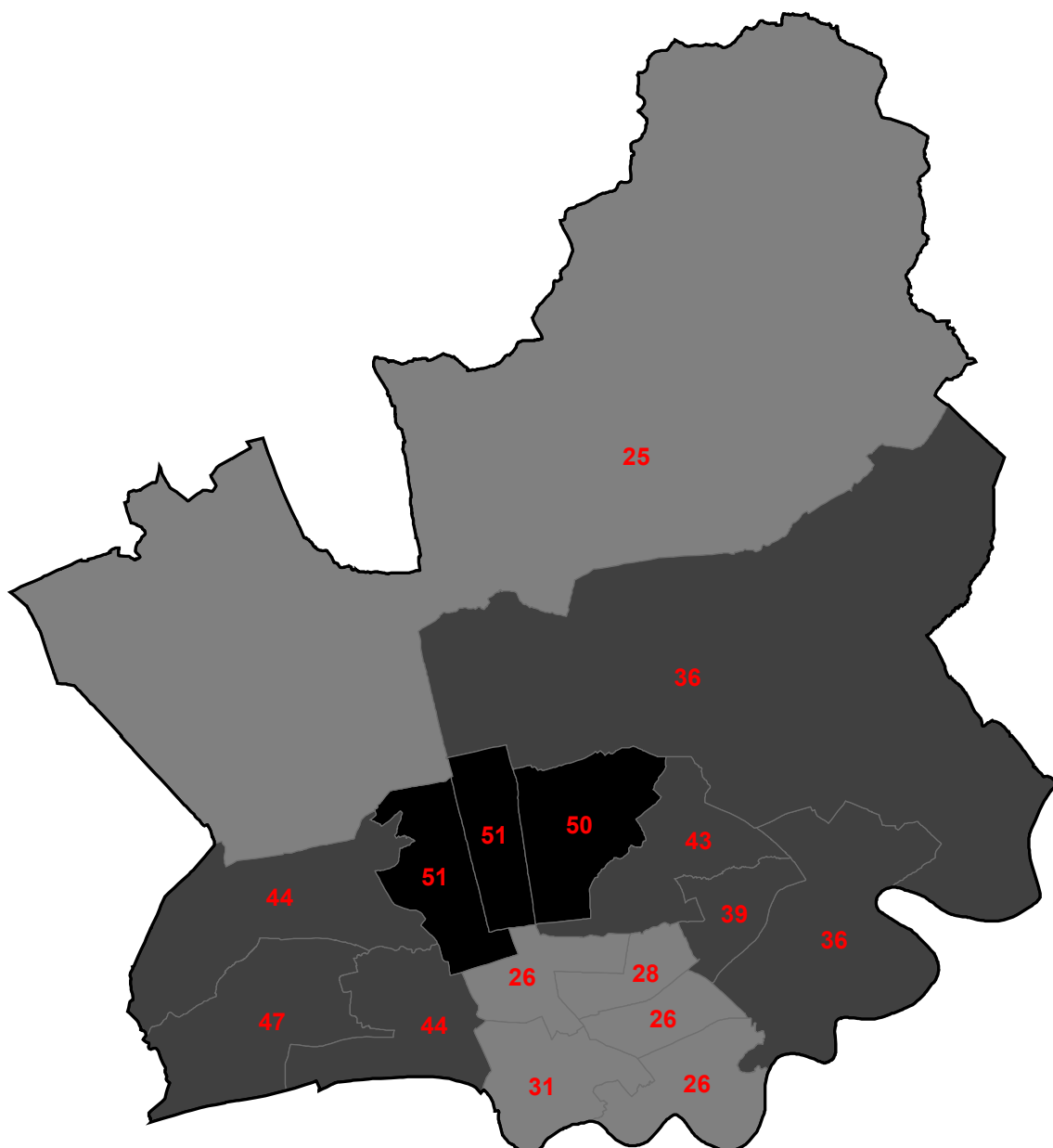
Priority 3 - No known respiratory condition. Indicated as living alone. Aged 85+.

Priority 4 - No known respiratory condition. Not known to be living alone. Aged 85+.

Produced by Lancashire County Council's Business Intelligence team 02/04/2020.

Adults with an open social care case or referral not currently in receipt of residential or domiciliary care or direct payments (For planning purposes only)

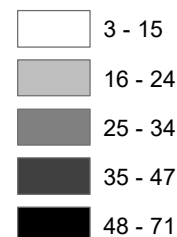
Preston



Legend

Lancashire Districts

Total - all groups



Priority groups

The most vulnerable adults have been assigned a priority group on the basis of:

Priority 1 - Known respiratory condition. Indicated as living alone

Priority 2 - Known respiratory condition. Not known to be living alone.

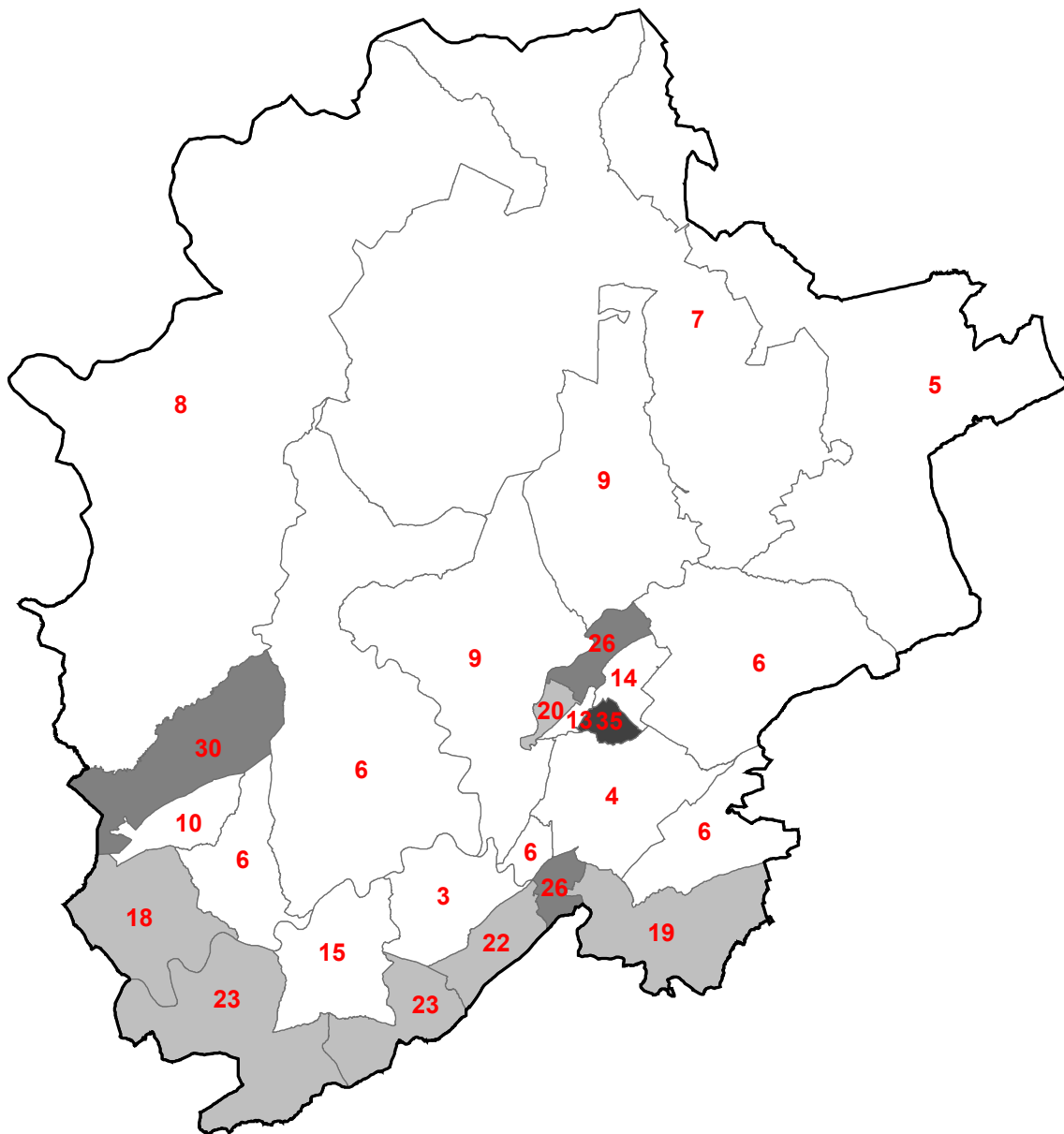
Priority 3 - No known respiratory condition. Indicated as living alone. Aged 85+.

Priority 4 - No known respiratory condition. Not known to be living alone. Aged 85+.

Produced by Lancashire County Council's Business Intelligence team 02/04/2020.

Adults with an open social care case or referral not currently in receipt of residential or domiciliary care or direct payments (For planning purposes only)

Ribble Valley



Legend

Lancashire Districts

Total - all groups

3 - 15

16 - 24

25 - 34

35 - 47

48 - 71

Priority groups

The most vulnerable adults have been assigned a priority group on the basis of:

Priority 1 - Known respiratory condition. Indicated as living alone

Priority 2 - Known respiratory condition. Not known to be living alone.

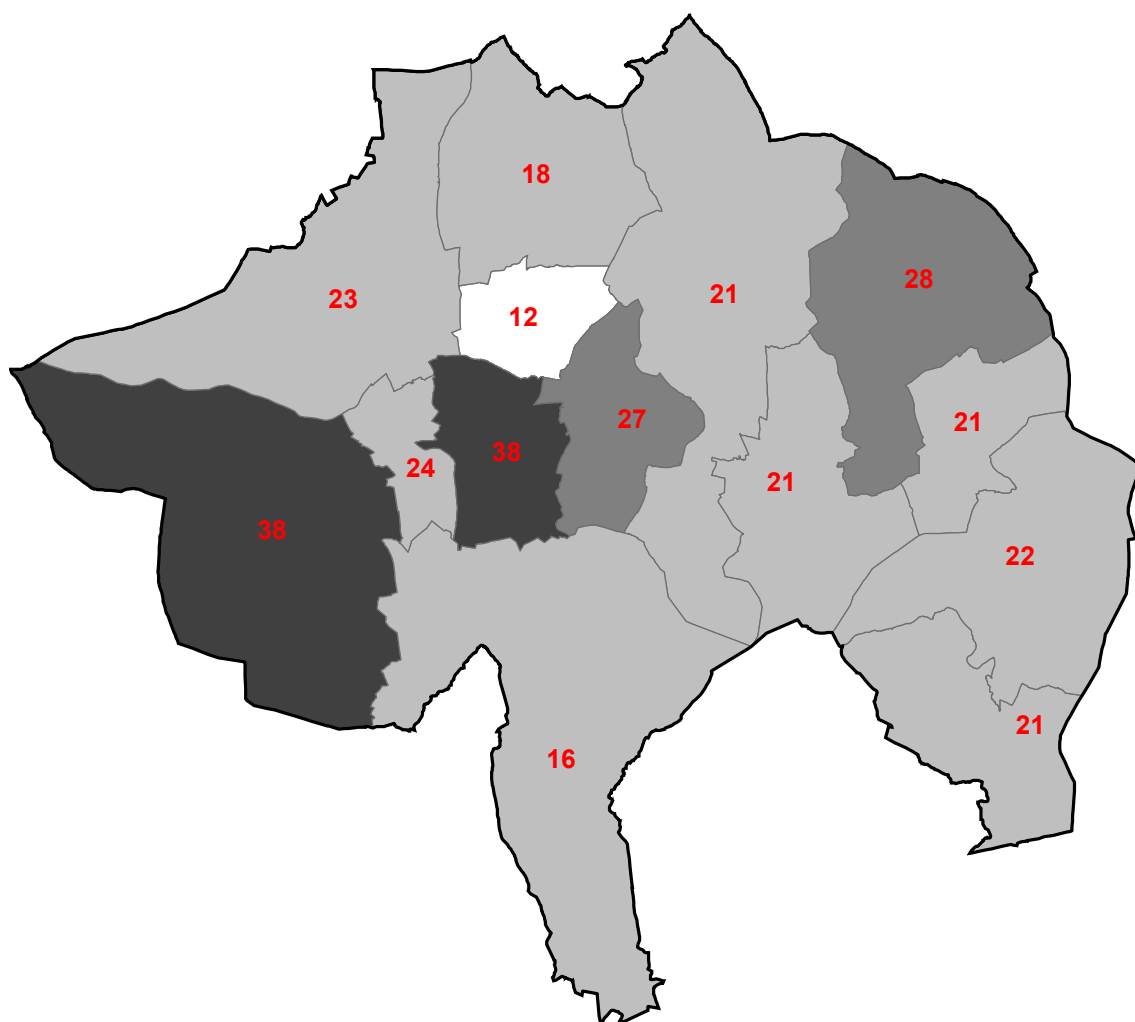
Priority 3 - No known respiratory condition. Indicated as living alone. Aged 85+.

Priority 4 - No known respiratory condition. Not known to be living alone. Aged 85+.

Produced by Lancashire County Council's Business Intelligence team 02/04/2020.

Adults with an open social care case or referral not currently in receipt of residential or domiciliary care or direct payments (For planning purposes only)

Rossendale



Legend

Lancashire Districts

Total - all groups

3 - 15

16 - 24

25 - 34

35 - 47

48 - 71

Priority groups

The most vulnerable adults have been assigned a priority group on the basis of:

Priority 1 - Known respiratory condition. Indicated as living alone

Priority 2 - Known respiratory condition. Not known to be living alone.

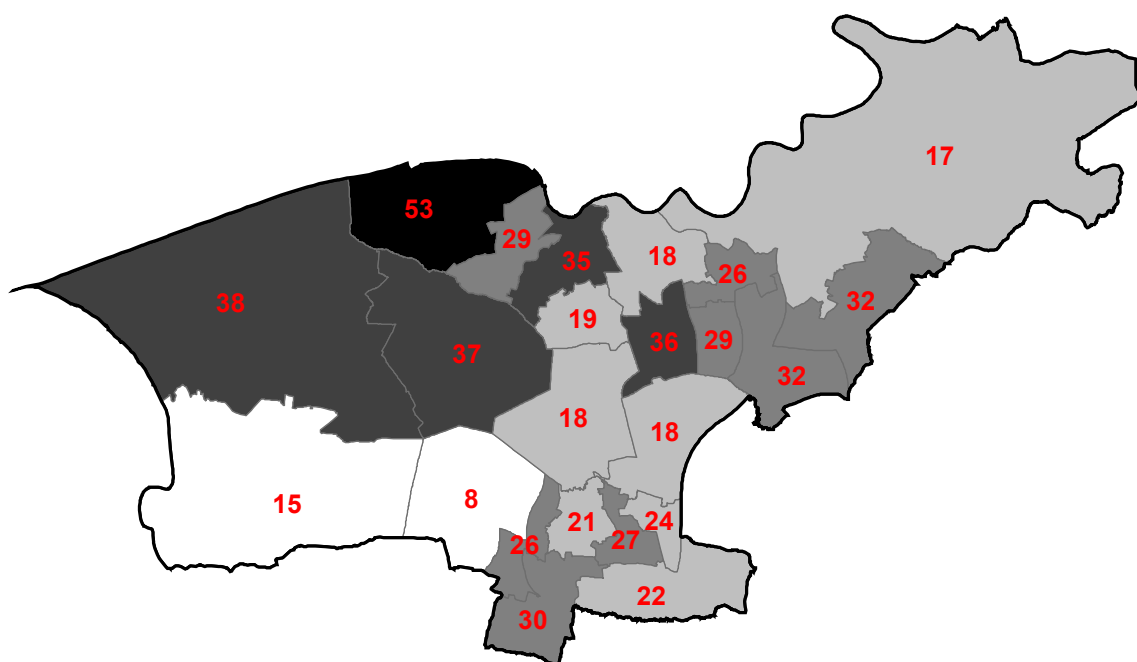
Priority 3 - No known respiratory condition. Indicated as living alone. Aged 85+.

Priority 4 - No known respiratory condition. Not known to be living alone. Aged 85+.

Produced by Lancashire County Council's Business Intelligence team 02/04/2020.

Adults with an open social care case or referral not currently in receipt of residential or domiciliary care or direct payments (For planning purposes only)

South Ribble



Legend

 Lancashire Districts

Total - all groups

 3 - 15

 16 - 24

 25 - 34

 35 - 47

 48 - 71

Priority groups

The most vulnerable adults have been assigned a priority group on the basis of:

Priority 1 - Known respiratory condition. Indicated as living alone

Priority 2 - Known respiratory condition. Not known to be living alone.

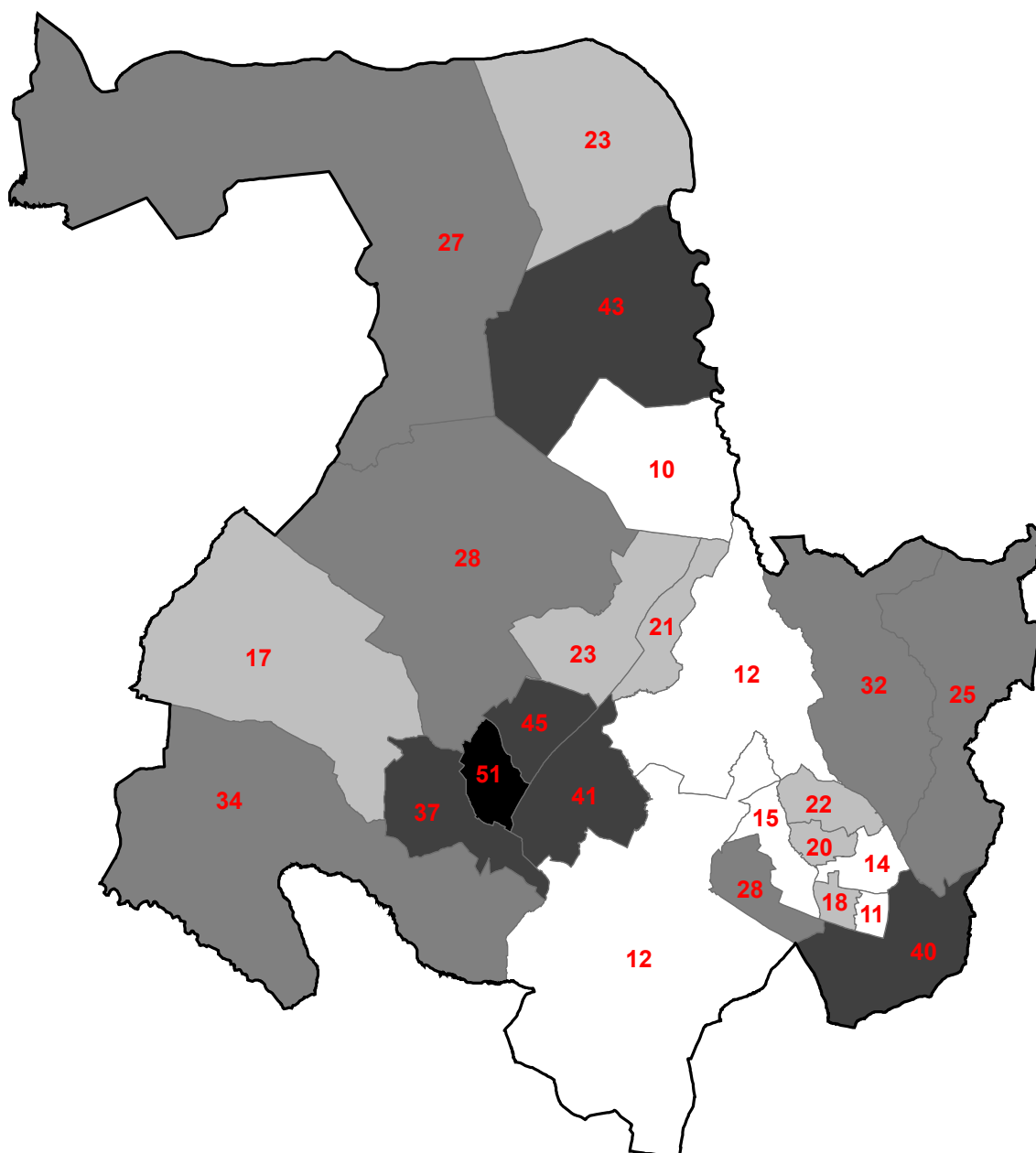
Priority 3 - No known respiratory condition. Indicated as living alone. Aged 85+.

Priority 4 - No known respiratory condition. Not known to be living alone. Aged 85+.

Produced by Lancashire County Council's Business Intelligence team 02/04/2020.

Adults with an open social care case or referral not currently in receipt of residential or domiciliary care or direct payments (For planning purposes only)

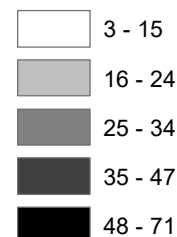
West Lancashire



Legend

 Lancashire Districts

Total - all groups



Priority groups

The most vulnerable adults have been assigned a priority group on the basis of:

Priority 1 - Known respiratory condition. Indicated as living alone

Priority 2 - Known respiratory condition. Not known to be living alone.

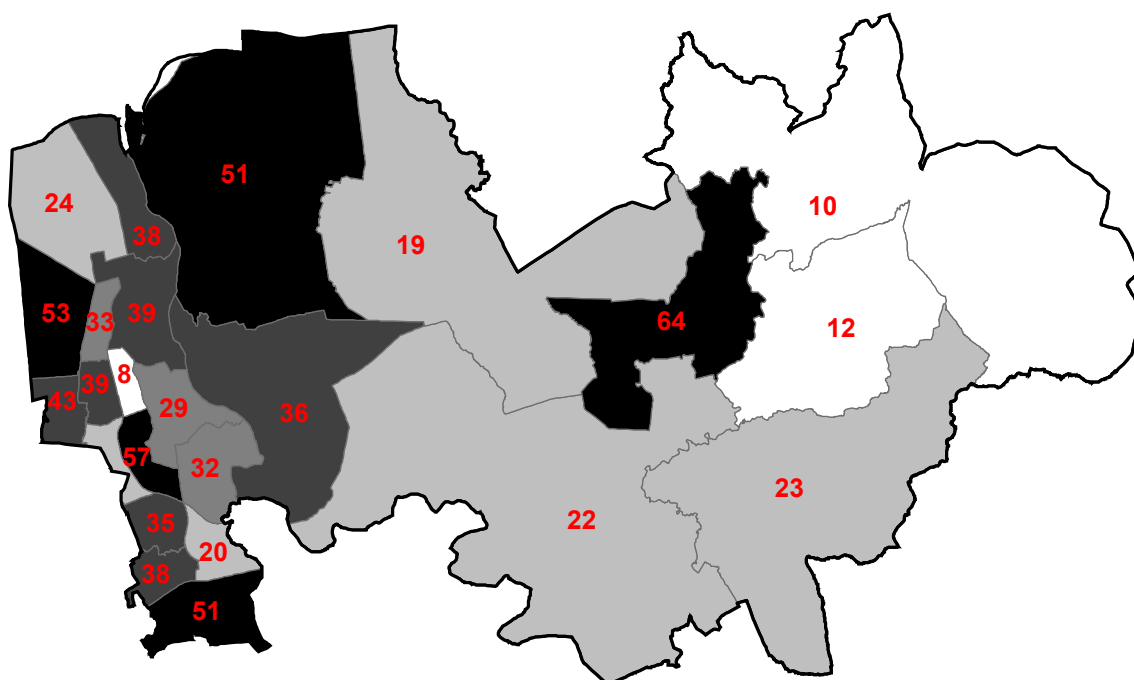
Priority 3 - No known respiratory condition. Indicated as living alone. Aged 85+.

Priority 4 - No known respiratory condition. Not known to be living alone. Aged 85+.

Produced by Lancashire County Council's Business Intelligence team 02/04/2020.

Adults with an open social care case or referral not currently in receipt of residential or domiciliary care or direct payments (For planning purposes only)


Wyre



Legend

 Lancashire Districts

Total - all groups

 3 - 15

 16 - 24

 25 - 34

 35 - 47

 48 - 71

Priority groups

The most vulnerable adults have been assigned a priority group on the basis of:

Priority 1 - Known respiratory condition. Indicated as living alone

Priority 2 - Known respiratory condition. Not known to be living alone.

Priority 3 - No known respiratory condition. Indicated as living alone. Aged 85+.

Priority 4 - No known respiratory condition. Not known to be living alone. Aged 85+.

Produced by Lancashire County Council's Business Intelligence team 02/04/2020.