



EAST
• HYNDBURN
• RIBBLE VALLEY
• BURNLEY
• PENDLE
• ROSSENDALE

Secondary School Admissions in East Lancashire 2020/21

This information should be read along with the main booklet
“Secondary School Admissions in Lancashire - Information for Parents 2020-21”

APPLY ONLINE

www.lancashire.gov.uk/schools

The closing date for applications is
Thursday 31 October 2019

www.lancashire.gov.uk/schools

Definitions

For Voluntary Aided, Foundation, Free Schools and Academies for Admission Purposes

The following terms used throughout this booklet are defined as below, except where individual arrangements spell out a different definition.

Distance

The 'straight line' method of measurement only applies for admission purposes. For transport 'walking routes' are used to determine distance. Explanations of these terms can be found in the main booklet.

Parents/Family Members

A parent is any person who has parental responsibility or care of the child. Where admission arrangements refer to 'parent's attendance at church' it is sufficient for just one parent to attend. 'Family members' include only parents and siblings.

Medical/Social/Welfare

Where schools have a medical/social/welfare admission criterion then this should take into account the circumstances of the child and the family. Please note the Local Authority information in the accompanying admissions booklet.

Looked After and Previously Looked After Children

The School Admissions Code [December 2014] states that within the oversubscription criteria, the highest priority **must** be given to looked after children and children who were looked after, but ceased to be so because they were adopted (or became subject to a residence order or special guardianship order).

A 'looked after child' (1) or a child who was previously looked after but immediately after being looked after became subject to an adoption(2) child arrangements order (residency order) (3) or special guardianship order (4) .

(1) A 'looked after child' is a child who is (a) in the care of a local authority, or (b) being provided with accommodation by a local authority in the exercise of their social services functions (see the definition in Section 22(1) of the Children Act 1989) at the time of making an application to a school

(2) This includes children who were adopted under the Adoption Act 1976 (see section 12 adoption orders) and children who were adopted under the Adoption and Children Act 2002 (see section 46 adoption orders).

(3) Under the provisions of s.12 of the Children and Families Act 2014, which amend section 8 of the Children Act 1989, residence orders have now been replaced by child arrangements orders.

(4) See Section 14A of the Children Act 1989 which defines a 'special guardianship order' as an order appointing one or more individuals to be a child's special guardian (or special guardians).

This includes children who are legally adopted from overseas. Relevant, legal documents must be provided to evidence the adoption.

Admission Authorities for faith schools may give priority to all looked after children and previously looked after children whether or not of the faith, but they must give priority to looked after children and previously looked after children of the faith before other children of the faith. Where any element of priority is given in relation to children not of the faith they must give priority to looked after children and previously looked after children not of the faith above other children not of the faith.

School Open Evenings	5
Maps of Secondary Schools by Area	
Hyndburn and Ribble Valley	7
Burnley	8
Pendle	9
Rossendale	10
Information about Admissions to Secondary Schools In Hyndburn, Ribble Valley, Burnley, Pendle and Rossendale	11
Admission Policy and Allocation of Places in Community Schools in Hyndburn, Ribble Valley, Burnley, Pendle and Rossendale	12
Schools in the Hyndburn Area	
<i>Community Schools:</i>	
The Hollins	14
Rhyddings Business and Enterprise School	16
<i>Voluntary Aided School:</i>	
Mount Carmel Roman Catholic High School - A Specialist Science College	17
<i>Academies:</i>	
Accrington Academy	20
Hyndburn Academy	15
St Christopher's Church of England High School	18
Schools in the Ribble Valley Area	
<i>Community School:</i>	
Ribblesdale High School	22
<i>Voluntary Aided School:</i>	
St Augustine's Roman Catholic High School	23
<i>Academies:</i>	
Bowland High	21
Clitheroe Royal Grammar School	24
Schools in the Burnley Area	
<i>Voluntary Aided School:</i>	
Blessed Trinity Roman Catholic College	26
<i>Foundation Schools:</i>	
Shuttleworth College	27
Unity College	28
Sir John Thursby College	29
<i>Free School:</i>	
Burnley High School	30

Schools in the Pendle Area	
<i>Community Schools:</i>	
Marsden Heights Community College	31
Pendle Vale College	34
<i>Voluntary Aided School:</i>	
Saints John Fisher and Thomas More Roman Catholic High School	36
<i>Academy:</i>	
Colne Park High School	32
Colne Primet Academy	33
West Craven High School	35
Schools in the Rossendale Area	
<i>Community Schools:</i>	
Alder Grange School	37
Haslingden High School and Sixth Form	39
Whitworth Community High School	40
<i>Voluntary Aided School:</i>	
All Saints' Catholic High School	40
<i>Academy:</i>	
Bacup and Rawtenstall Grammar School	42
The Valley Leadership Academy	38
Atypical Admissions: 14-19 school in Blackburn with Darwen council area	
Darwen Aldridge Enterprise Studio	43
Home to School Transport	44
Application Form	45
Privacy Notice	47
Timetable for Admission to Lancashire Secondary Schools 2020/21	49
Free School Meals	50
When will I hear the outcome of my application?	51

Policies are accurate at time of printing and are subject to change.

Parents are advised to check our website
www.lancashire.gov.uk/schools in case of change.

**DATES OF PARENTS' EVENINGS FOR PUPILS
TRANSFERRING TO SECONDARY SCHOOLS IN 2020**

Please contact the school(s) for full details. Are you a parent of a child(ren) due to transfer to secondary school in September 2020? If so, you are invited to attend the Open Evenings / Days as follows:

HYNDBURN / RIBBLE VALLEY SECONDARY SCHOOLS

SCHOOL	VENUE	DATE	TIMES
Accrington Academy	School	26 September 2019	6.00 pm – 8.00 pm
Bowland Academy	School	19 September 2019 Headteacher's Speeches 6.15 pm, 7.00 pm and 7.45 pm	6.00 pm – 8.00 pm Please note there is no vehicle access. All visitors please use the park & ride at Clitheroe Auction Mart – First Bus no earlier than 5.45 pm
Clitheroe Royal Grammar School	Main School Site	11 September 2019	5.30 pm – 7.30 pm
Mount Carmel RC High School – A Specialist Science College	School	19 September 2019	5.30 pm – 8.30 pm
Hyndburn Academy	School	Please contact the school for details.	Please contact the school for details.
Rhyddings Business & Enterprise School	School	Please contact the school for details.	Please contact the school for details.
Ribblesdale High School	School	26 September 2019	4.30 pm – 7.30 pm
St Christopher's CE High School	School	2 October 2019	6.00 pm – 8.00 pm
St Augustine's RC High School	School	3 October 2019	6.30 pm – 8.30 pm
The Hollins	School	26 September 2019	6.30 pm – 8.30 pm

BURNLEY SECONDARY SCHOOLS

SCHOOL	VENUE	DATE	TIME
Blessed Trinity RC College	College	10 October 2019	6.00 pm – 8.00 pm
Shuttleworth Community College	College	Please contact the school for details.	Please contact the school for details.
Sir John Thursby Community College	College	17 October 2019	5.30 pm – 7.30 pm
Unity College	College	16 October 2019	4.00 pm – 6.30 pm
Burnley High School	School	Please contact the school for details.	Please contact the school for details.

PENDLE SECONDARY SCHOOLS

SCHOOL	VENUE	DATE	TIME
SS Fisher More RC High School	School	17 October 2019	6 00 pm – 8.00 pm
Marsden Heights Community College	College	9 October 2019	5.00 pm – 8.00 pm
Colne Park High School	Academy	10 October 2019	6.00 pm – 8.45 pm
Pendle Vale College	College	2 October 2019	6.00 pm – 8.00 pm
Colne Primet Academy	Academy	3 October 2019	6.00 pm – 8.00 pm
West Craven High School	College	8 October 2019	5.00 pm

ROSSENDALE SECONDARY SCHOOLS

SCHOOL	VENUE	DATE	TIME
Alder Grange School	School	3 October 2019	6.00 pm – 8.00 pm
All Saints' Catholic High School	College	Please contact the school for details.	Please contact the school for details.
The Valley Leadership Academy	Academy	26 September 2019	6.00 pm – 8.00 pm
Haslingden High School & Sixth Form	School/ Sixth Form	17 September 2019	6.00 pm – 8.30 pm
Whitworth Community High School	School	Please contact the school for details.	Please contact the school for details.

**Open Evening details are correct at the time of printing.
Parents are advised to check with the school or in the local press for any changes.**

Secondary Schools in the Hyndburn and Ribble Valley Area

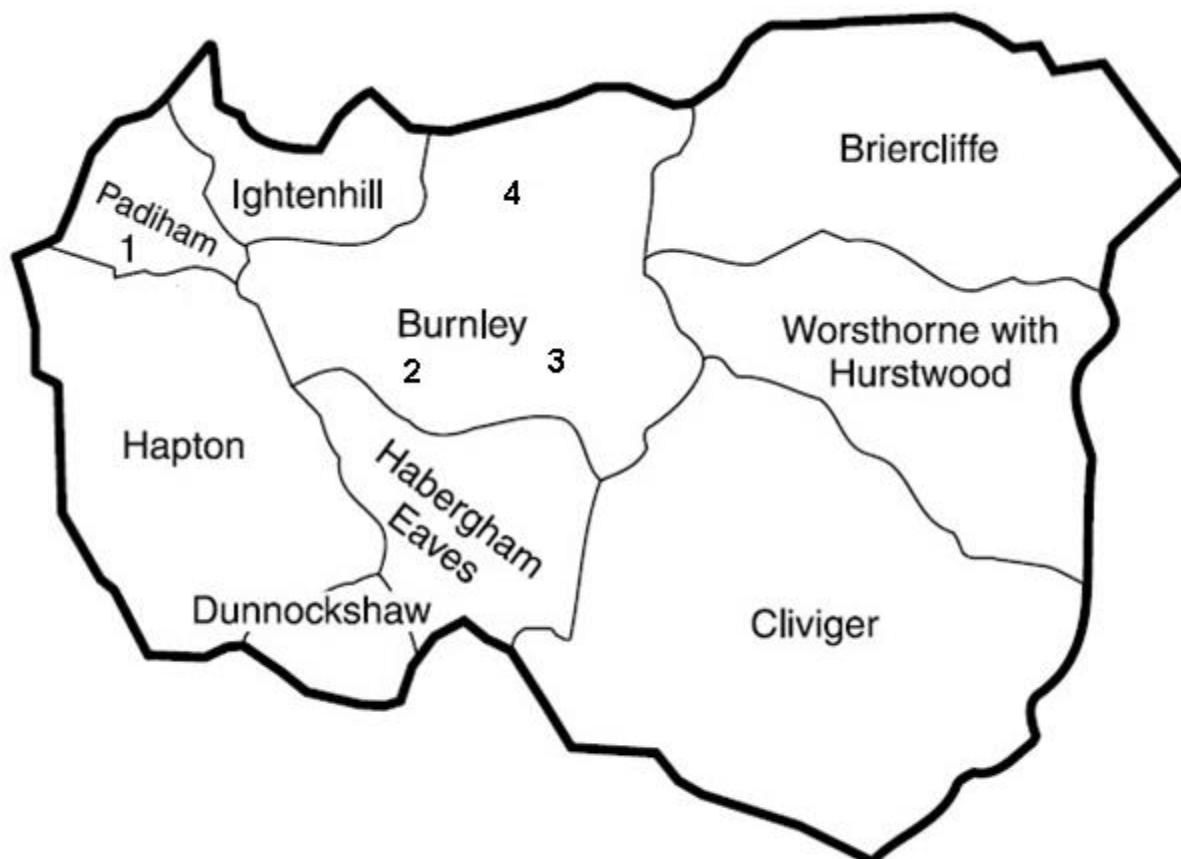
No	School Name	School Type	Page
1.	Hyndburn Academy	Academy	15
2.	The Hollins	Community	14
3.	Mount Carmel Roman Catholic High School - A Specialist Science College	Voluntary Aided	17
4.	Rhyddings Business and Enterprise School	Community	16
5.	St Christopher's Church of England High School	Academy	18
6.	Accrington Academy	Academy	20
7.	St Augustine's Roman Catholic High School	Voluntary Aided	23
8.	Bowland High	Academy	21
9.	Ribblesdale High School	Community	22
10.	Clitheroe Royal Grammar School	Academy	24



(This map is for information only and indicates the general location of each secondary school. The map is not a part of the admission arrangements for any school. These are stated under the entry for each school within this booklet).

Secondary Schools in the Burnley Area

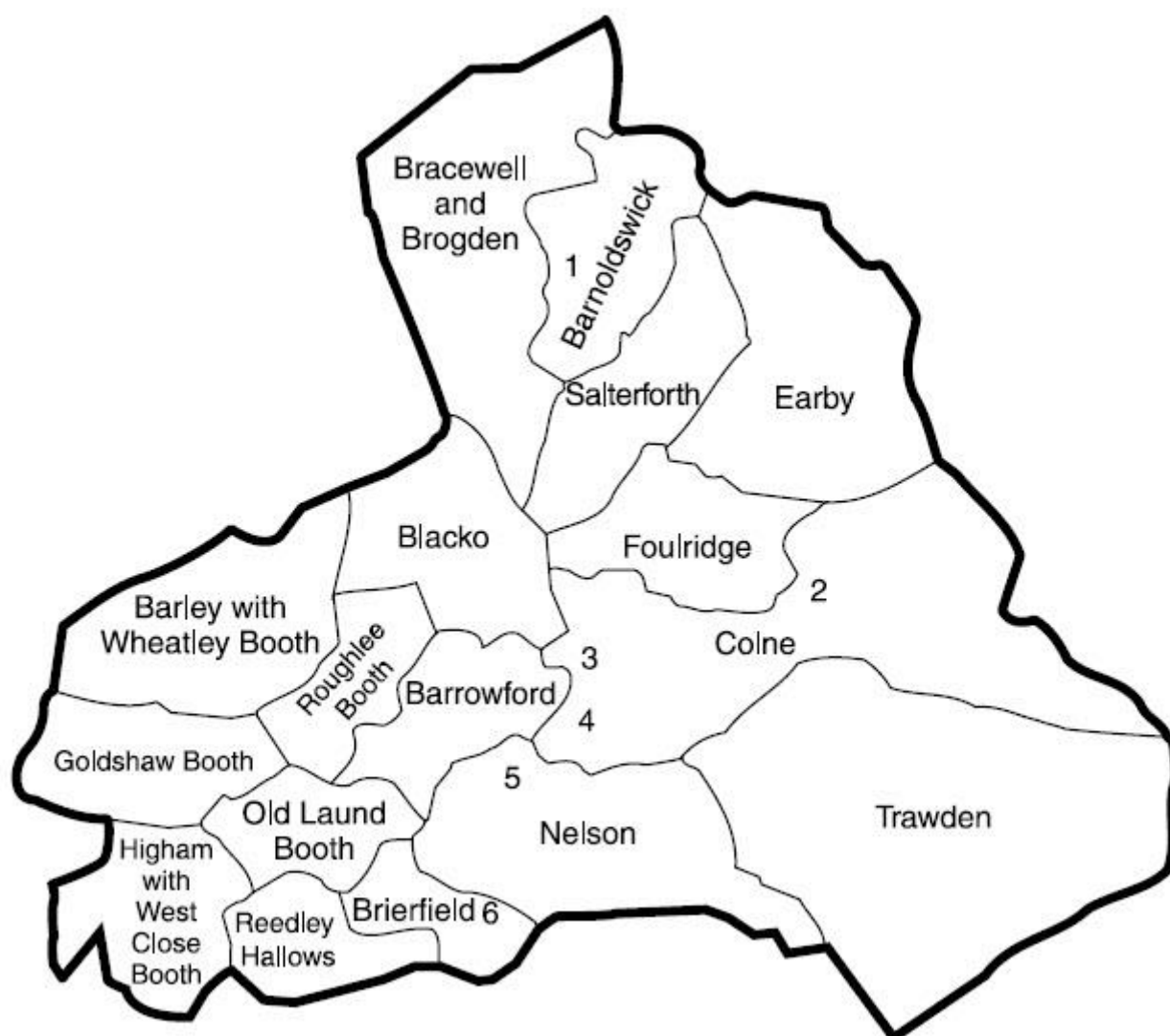
No	School Name	School Type	Page
1.	Shuttleworth College	Foundation	27
2.	Blessed Trinity RC College	Voluntary Aided	26
3.	Unity College	Foundation	28
4.	Sir John Thursby College	Foundation	29
5.	Burnley High School	Free	30



(This map is for information only and indicates the general location of each secondary school. The map is not a part of the admission arrangements for any school. These are stated under the entry for each school within this booklet).

Secondary Schools in the Pendle Area

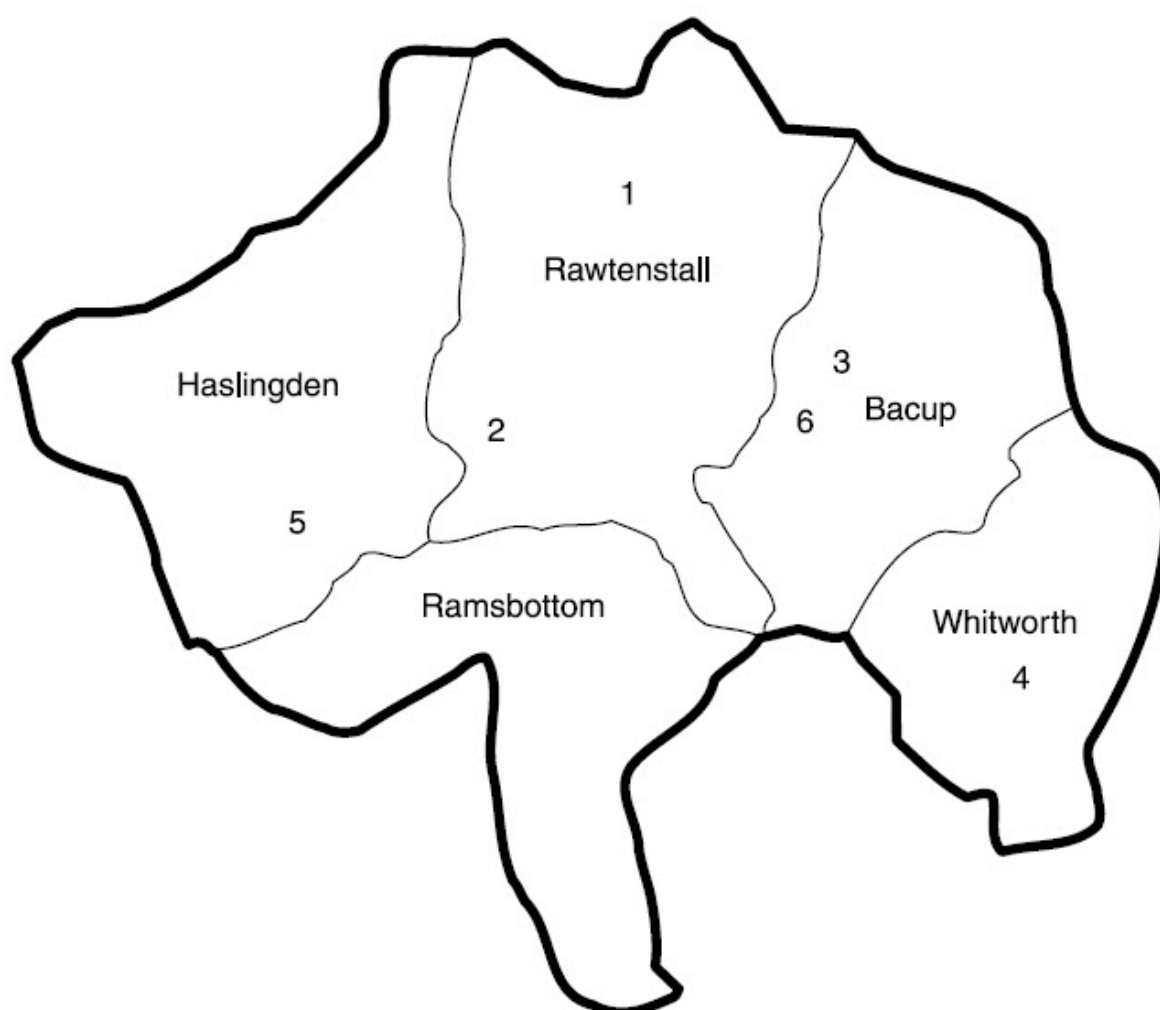
No	School Name	School Type	Page
1.	West Craven High School	Academy	35
2.	Colne Park High School	Academy	32
3.	Colne Primet Academy	Academy	33
4.	Saints John Fisher and Thomas More Roman Catholic High School	Voluntary Aided	36
5.	Pendle Vale College	Community	34
6.	Marsden Heights Community College	Community	31



(This map is for information only and indicates the general location of each secondary school. The map is not a part of the admission arrangements for any school. These are stated under the entry for each school within this booklet).

Secondary Schools in the Rossendale Area

No	School Name	School Type	Page
1.	Alder Grange School	Community	37
2.	All Saints' Catholic High School	Voluntary Aided	40
3.	The Valley Leadership Academy	Academy	38
4.	Whitworth Community High School	Community	40
5.	Haslingden High School and Sixth Form	Community	39
6.	Bacup and Rawtenstall Grammar School	Academy	42



(This map is for information only and indicates the general location of each secondary school. The map is not a part of the admission arrangements for any school. These are stated under the entry for each school within this booklet).

Information about Admission to Secondary Schools in Hyndburn, Ribble Valley, Burnley, Pendle and Rossendale

This information is about secondary schools in Hyndburn, Ribble Valley, Burnley, Pendle and Rossendale. Similar information about other areas is available from Area Education Offices listed on the first page of the booklet "Secondary School Admissions in Lancashire – Information for Parents". It is quite possible for you to state a preference for schools in different areas. You should, however, only submit one application form.

In this information, you will find brief details about each school including the admission number. This is the number of children who can be offered places at the school in September 2020. Any further information you may need is available if you contact either the schools concerned or the Area Education Office.

About the information provided about each school

You are given the basic details about each school – name, address, Headteacher's name etc, plus the total number of pupils who attend. You will be particularly interested in the number of places available for September 2020 – **the admission number**.

For Voluntary Aided Schools, Foundation Schools and Academies please note that this booklet contains summaries of the policies only. You must approach the school for a copy of their full admissions policy if you are thinking of applying.

For Community and Voluntary Controlled Schools, there is additional information given below the main school details. This refers to the intake of pupils in September 2019. On the left hand side, it states the number of places that were available for that year (the admission number) and the number of preferences that were received for the school.

For Voluntary Aided and Foundation Schools, Free Schools and Academies, similar information is given about the number of preferences expressed. You are also given some details of the admissions policy. This is individual to each school. Details about how the criteria were applied can be requested from the individual school.

Please note that for secondary schools in Lancashire's co-ordinated admission system, information is given about preferences expressed for 2019. Given the variety of Admissions Authorities involved and additional schools outside the co-ordinated system, the figures may need further interpretation for individual schools.

Parents for whom the previous level of application is an important issue are advised to discuss the matter with the Admissions Team at the Area Education Office or with the individual school concerned.

Please see the information on assistance with school travel expenses on page 44 of this supplement.

Admission Policy & Criteria for Community and Voluntary Controlled Schools in Hyndburn, Ribble Valley, Burnley, Pendle & Rossendale districts

An admission number will be published showing the maximum number of pupils that the school will admit in the Autumn Term 2020. Parents are given the opportunity to express three preferences for a secondary school. Published criteria are used to decide which children should be offered the available places. In secondary schools an equal preference system operates, whereby the three parental preferences are given equal status. Each preference will be considered equally against the admissions criteria.

When a secondary school is oversubscribed the following priorities apply in order:

- 1. Looked after children and those who have been previously looked after, (see note (x) below), then**
- 2. Children for whom the Local Authority accepts that there are exceptional medical, social or welfare reasons which are directly relevant to the school concerned. (See note (i) below) then**
- 3. Children living within the school's geographical priority area with older brothers or sisters attending the school when the younger child will start, (see note iii below).**
- 4. Children living within the school's geographical priority area, then**
- 5. Children living outside the school's geographical priority area with older brothers or sisters still attending the school when the younger child will start (See note (iii) below) then**
- 6. Children living outside the school's geographical priority area (see note (iv) below.**

Notes

- (i) The medical, social and welfare criterion will consider issues relevant to the child and/or the family. This category may include children without a statement who have special needs.
- (ii) As required by law, all children with a Statement of Special Educational Needs/EHC naming a school will be admitted before the application of the over-subscription criteria. Children who have a statement for special needs have their applications considered separately.
- (iii) Brothers and sisters includes step children, half brothers and sisters, fostered and adopted children living with the same family at the same address (consideration may be given to applying this criterion to full brothers and sisters who reside at different addresses). The priority does not apply to siblings whose brothers and sisters transferred into a sixth form at 16+.
- (iv) The distance criterion which will be used as the tie breaker if there is oversubscription within any of the admission criteria is a straight line (radial) measure. If the Local Authority is unable to distinguish between applicants using the published criteria (eg twins or same block of flats) places will be offered via a random draw.

The distance measure is a straight line (radial) measure centre of building to centre of building.
- (v) A child's permanent address is the one where he/she normally lives and sleeps and goes to school from. Proof of residence may be requested at any time throughout the admission process, (including after a child has accessed a school place).
- (vi) The Local Authority will keep waiting lists for all Lancashire schools until 31 August 2020. These are kept in priority order using the school's published admission criteria. From 1 September 2020

for one school term only waiting lists will be retained by individual admission authorities (the Local authority for community and voluntary controlled schools and individual voluntary aided and trust schools will each retain their own list).

- (vii) Children will not normally be able to start school other than at the beginning of the term unless they have moved into the area or there are exceptional circumstances.
- (viii) Applications for school places which are received late will not necessarily be dealt with at the same time as those received by the set deadline. The reasons for a late application may be requested and where these are not exceptional the relevant admission criteria will be initially applied to all others received on time. The late application will be dealt with after this process.

Application forms received after the published closing date, will only be considered at that time if the following conditions apply:

- (a) if the number of preferences received for the school is below the published admission number or:
- (b) there are extenuating circumstances justifying a late application.

These may include:

- (a) parents moving into the County after the closing date;
 - (b) parent/carer illness which required hospitalisation for the major part of the period between the publication of the composite prospectus and the closing date for applications.
- (ix) Where a child lives with one parent for part of the week and another for the rest of the week only one address will be accepted for a school admission application. This will normally be the one where the child wakes up for the majority of school days (Monday to Friday). Proof of residence may be requested at any time throughout the admissions process.
 - (x) the highest priority **must** be given to looked after children¹ and children who were looked after, but ceased to be so because they were adopted² (or became subject to a residence order³ or special guardianship order⁴). Further references to previously looked after children in the Code means children who were adopted (or subject to residence orders or special guardianship orders) immediately following having been looked after. This includes children who are legally adopted from overseas. Relevant legal documents must be provided to evidence the adoption.

The Authority has a duty to co-ordinate admission arrangements for all Lancashire maintained schools. The Authority will ensure that all Lancashire parents whose children are transferring to reception or Year 7 classes, receive the offer of one secondary or primary school place on the agreed date.

¹ A 'looked after child' is a child who is (a) in the care of a local authority, or (b) being provided with accommodation by a local authority in the exercise of their social services functions (see the definition in section 22(1) of the Children Act 1989).

² Under the terms of the Adoption and Children Act 2002. See section 46 (adoption orders).

³ Under the terms of the Children Act 1989. See section 8 which defines a 'residence order' as an order settling the arrangements to be made as to the person with whom the child is to live.

⁴ See section 14A of the Children Act 1989 which defines a 'special guardianship order' as an order appointing one or more individuals to be a child's special guardian (or special guardians).

The Hollins

The Hollins
Hollins Lane
Accrington BB5 2QY
01254 233500

11-16 Mixed Comprehensive
Head: Mr S Campbell
Number on Roll January 2019: 807
Admission Number: 158

Information relating to Autumn Term 2019 Year 7 Admissions:

Places available:		158	Initial allocation under each criterion:	
Total parental preferences (considered equally) ranked by parents	1st	173	SEN (considered separately)	1
	2nd	201	Looked After Children	3
	3rd	177	Social/Medical/Welfare	0
			In GPA with Sibling	45
			In GPA no sibling	92
			Out GPA with sibling	10
			Out GPA no sibling	10
Total preferences received:		551	LA Allocated	0

SUMMARY OF POLICY ▼ *This is a Community School. Admission details are on page 12.*

GEOGRAPHICAL PRIORITY AREA ▼

The above school's priority area is Accrington (South) including Baxenden and Huncoat.

TRANSPORT ▼

Please also see section 4 of the main booklet.

Parents in any doubt over the distance between home and school for the provision of transport are asked to check with their local Area Education Office. This may be particularly relevant if you live close to a county border.

The Hyndburn Academy

The Hyndburn Academy
Stourton Street
Rishton BB1 4ED
01254 885378

11-16 Mixed Comprehensive /Academy
Head: Mr T Mitchell
Number on Roll January 2019: 393
Admission Number: 135

Information relating to Autumn Term 2019 Year 7 Admissions:

Places available:		135	Initial allocation under each criterion:	
Total parental preferences (considered equally) ranked by parents	1st	49	SEN (considered separately)	0
	2nd	33	Looked After Children	1
	3rd	22	Social/Medical/Welfare	0
			In GPA with Sibling	7
			In GPA no sibling	39
			Out GPA with sibling	13
			Out GPA no sibling	2
Total preferences received:		104	LA Allocated	38

SUMMARY OF POLICY ▼ *This is an Academy. Please contact the school for full admission details.*

- Looked after Children and previously looked after children
- Children who have specific medical needs, social needs and special needs where the application is supported by written specific medical advice as to why admission to the Academy is necessary.
- Siblings of students who will be attending the Academy on the date when the applicant would be admitted.
- Students who have received education within a school that is within the linked learning family federation of schools for United Learning.
- Children whose permanent address is closest to the Academy.

The distance will be measured as the direct line distance 'as the crow flies' measured between the child's permanent address to the Academy's main entrance on Stourton Street using SMART software.

GEOGRAPHICAL PRIORITY AREA ▼

The above school's priority area is Great Harwood, Rishton, Altham and Clayton-le-Moors.

TRANSPORT ▼ Please also see section 4 of the main booklet.

Parents in any doubt over the distance between home and school for the provision of transport are asked to check with their local Area Education Office. This may be particularly relevant if you live close to a county border.

Rhyddings Business and Enterprise School

**Rhyddings
Business and Enterprise School**
Haworth Street
Oswaldtwistle BB5 3EA
01254 231051

11-16 Mixed Comprehensive
Head: Mr A Williams
Number on Roll January 2019: 589
Admission Number: 130

Information relating to Autumn Term 2019 Year 7 Admissions:

Places available:		230	Initial allocation under each criterion:	
Total parental preferences (considered equally) ranked by parents	1st	77	SEN (considered separately)	0
	2nd	49	Looked After Children	0
	3rd	61	Social/Medical/Welfare	0
			In GPA with Sibling	21
			In GPA no sibling	37
			Out GPA with sibling	12
			Out GPA no sibling	22
Total preferences received		187	LA Allocated	52

SUMMARY OF POLICY ▼ *This is a Community School. Admission details are on page 12.*

GEOGRAPHICAL PRIORITY AREA ▼

The above school's priority area is Oswaldtwistle, including Belthorn and Knuzden, Church and Accrington (West).

TRANSPORT ▼ Please also see section 4 of the main booklet.

Parents in any doubt over the distance between home and school for the provision of transport are asked to check with their local Area Education Office. This may be particularly relevant if you live close to a county border.

Mount Carmel Roman Catholic High School - A Specialist Science College

**Mount Carmel Roman Catholic High School
- A Specialist Science College**
Wordsworth Road
Accrington BB5 0LU
01254 233458

11-16 Mixed Comprehensive
Head: Mr X Bowers
Number on Roll January 2019: 760
Admission Number: 162

Information relating to Autumn Term 2019 Year 7 Admissions:

Total parental preferences (considered equally) ranked by parents	1st	138
	2nd	79
	3rd	110
Total preferences received:		327

This is a Voluntary Aided school.

Please contact the school for full admission details.

SUMMARY OF POLICY ▼

THE CRITERIA

The Governors have a duty to admit children with statements of Special Educational Needs which name Mount Carmel RC High School.

Where the school receives more applications than there are places available, the governing body will offer places using the following priority order:

- 1 Catholic pupil who:**
 - a) is a looked after or previously looked after child
 - b) all other Catholic pupils
- 2 Christian pupil who:**
 - a) is a looked after or previously looked after child
 - b) all other Christian pupils
- 3 Non-faith pupil who:**
 - a) is a looked after or previously looked after child
 - b) is attending an 'associated primary school'
 - c) has a sibling who would be concurrently on role at the school
 - d) any other pupil

'ASSOCIATED PRIMARY SCHOOLS'

St Oswald's Accrington, Sacred Heart Accrington, St Mary's Oswaldtwistle, St Mary's Clayton-Le-Moors, St Anne's & St Joseph's Accrington, Hippings Methodist Primary, St Andrew's CE Primary, Green Haworth CE Primary, St Peter's CE Primary, St Nicholas CE Primary, St Paul's CE Primary, Moor End, West End, St John's with St Augustine's CE Primary, St Mary Magdalene's CE Primary, Knuzden St Oswald's CE Primary, Benjamin Hargreaves CE Primary, All Saints CE Primary, Altham St James CE Primary, Baxenden St John's CE Primary

Tie Break

Where there are more applicants for the available places within a category, then the distance between the Ordnance Survey address points for the school and the home measured in a straight line will be used as the final determining factor, nearer addresses having priority over more distant ones. This address point is within the body of the property and usually located at its centre. Where the cut-off point is for addresses within the same building, then the single measure between address points will apply and the Local Authority's system of a random draw will determine which address(es) receive the offer(s).

TRANSPORT ▼ Please also see section 4 of the main booklet.

Parents in any doubt over the distance between home and school for the provision of transport are asked to check with their local Area Education Office. This may be particularly relevant if you live close to a county border.

Mount Carmel is now subsidising the cost of bus fares by 50% on 867 and 869 bus routes covering routes from Oswaldtwistle and Clayton-le-Moors.
Details regarding travel and bus passes can be obtained from the school.

St Christopher's Church of England High School

St Christopher's Church of England High School

Queens Road West
Accrington BB5 4AY
01254 232992

businessmanager@st-christophers.org

11-18 Mixed Comprehensive

Head: Mr R Jones

Number on Roll January 2019: 1302

Admission Number: 195

Information relating to Autumn Term 2019 Year 7 Admissions:

Total parental preferences (considered equally) ranked by parents	1st	239
	2nd	298
	3rd	337
Total preferences received:		874

This is an Academy.

Please contact the academy for full admission details.

SUMMARY OF POLICY ▼

1. (a) **Children in public care and previously looked after children.**

This includes any "looked after child", "previously looked after children" and any child who was previously looked after but immediately after being looked after became subject to an adoption, residence or special guardianship order. 'Looked after' means that the child was (a) in the care of a local authority, or (b) being provided with accommodation by a local authority in the exercise of their social services functions.

(b) **Children with special medical or social circumstances affecting the child where these needs can only be met at this school.**

Professional supporting evidence from a professional, e.g. a doctor, psychologist, social worker, is essential if admission is to be made under the criterion for special medical or social circumstances, and such evidence must set out the particular reasons why St Christopher's is the most suitable school and the difficulties which would be caused if the child had to attend another school. Alternatively, the school should be named in an education and health care plan or statement.

2. **Children who have attended All Saints Church of England Primary School, Clayton le Moors, or St James's Church of England Primary School, Altham, for the previous year, i.e. the whole of Year 5.**

A maximum of 28 pupils will be admitted under this criterion.

(a) Children of staff of St Christopher's

Staff children are defined as the children of staff (teaching and non-teaching) who have been employed in the school for the whole of the two years prior to the closing date for applications.

(b) Children who already have a sibling in St Christopher's.

Siblings are defined as full brother and sister (including those who live apart), step, half, foster and adopted brothers and sisters living at the same address, who are pupils at St Christopher's at the time of transfer.

(c) Other Children

3. **Children with a parent/guardian who worships in a Church which is in full membership of Churches Together in England or the Evangelical Alliance or the North West Partnership.**

The lists of Churches can be found on the Churches Together in England website at cte.org.uk, and for the Evangelical Alliance at eauk.org; and for the North West Partnership at northwestpartnership.com; lists are taken as on 1st September 2018. Churches in membership of the equivalent bodies to CTE in Northern Ireland, Scotland and Wales are equally accepted.

(a) Children with a parent who has a worship attendance of **four times a month for the two years** leading up to 1st September 2019.

(i) The children of staff

Staff children are defined as the children of staff (teaching and non-teaching) who have been employed in the school for the whole of the two years prior to the closing date for applications.

(ii) Children who already have a sibling in the school.

Siblings are defined as full brother and sister (including those who live apart), step, half, foster and adopted brothers and sisters living at the same address, who are pupils at St Christopher's at the time of transfer.

(iii) Other children.

- (b) Children with a parent who has a worship attendance of **three times a month for the two years** leading up to 1st September 2019.

(i) The children of staff

Staff children are defined as the children of staff (teaching and non-teaching) who have been employed in the school for the whole of the two years prior to the closing date for applications.

(ii) Children who already have a sibling in the school.

Siblings are defined as full brother and sister (including those who live apart), step, half, foster and adopted brothers and sisters living at the same address, who are pupils at St Christopher's at the time of transfer.

(iii) Other children.

- (c) Children with a parent who has a worship attendance of **twice a month for the two years** leading up to 1st September 2019.

(i) The children of staff

Staff children are defined as the children of staff (teaching and non-teaching) who have been employed in the school for the whole of the two years prior to the closing date for applications.

(ii) Children who already have a sibling in the school.

Siblings are defined as full brother and sister (including those who live apart), step, half, foster and adopted brothers and sisters living at the same address, who are pupils at St Christopher's at the time of transfer.

(iii) Other children.

- (d) Children with a parent who has a worship attendance of **once a month for the two years** leading up to 1st September 2019.

(i) The children of staff

Staff children are defined as the children of staff (teaching and non-teaching) who have been employed in the school for the whole of the two years prior to the closing date for applications.

(ii) Children who already have a sibling in the school.

Siblings are defined as full brother and sister (including those who live apart), step, half, foster and adopted brothers and sisters living at the same address, who are pupils at St Christopher's at the time of transfer.

(iii) Other children.

- (e) Children with a parent who has a worship attendance which is **less than once a month for the two years** leading up to 1st September 2019.

(i) The children of staff

Staff children are defined as the children of staff (teaching and non-teaching) who have been employed in the school for the whole of the two years prior to the closing date for applications.

(ii) Children who already have a sibling in the school.

Siblings are defined as full brother and sister (including those who live apart), step, half, foster and adopted brothers and sisters living at the same address, who are pupils at St Christopher's at the time of transfer.

(iii) Other children.

4. Other children

(i) The children of staff

Staff children are defined as the children of staff (teaching and non-teaching) who have been employed in the school for the whole of the two years prior to the closing date for applications.

(ii) Children who already have a sibling in the school.

Siblings are defined as full brother and sister (including those who live apart), step, half, foster and adopted brothers and sisters living at the same address, who are pupils at St Christopher's at the time of transfer.

(iii) Other children.

Where there are more applicants for the available places within a category, then the distance between the Ordnance Survey address points for the school and the home measured in a straight line will be used as the final determining factor, nearer addresses having priority over more distant ones. This address point is within the body of the property and usually located at its centre. Where the cut-off point is for addresses within the same building, then the single measure between address points will apply and the Local Authority's system of a random draw will determine which address(es) receive the offer(s). In all cases, home is defined as the place where the child wakes up for the majority of Monday to Friday mornings.

TRANSPORT ▼ Please also see section 4 of the main booklet.

Parents in any doubt over the distance between home and school for the provision of transport are asked to check with their local Area Education Office. This may be particularly relevant if you live close to a county border.

Accrington Academy

Accrington Academy
Queens Road West
Accrington BB5 4FF
01254 304300

11-18 Mixed Comprehensive
Head of School: Miss N Palmer
Number on Roll January 2019: 1171
Admission Number: 200

Information relating to Autumn Term 2019 Year 7 Admissions:

Total parental preferences (considered equally) ranked by parents	1st	223
	2nd	226
	3rd	212
Total preferences received:		661

This is an Academy.

Please contact the academy for full admission details.

SUMMARY OF POLICY ▼

- (a) Children in public care at the time when preferences are expressed and who are still in public care at the time of the offer of a place to school, and those who have been previously looked after.
- (b) Children who have specific medical needs, social needs and special needs where the application is supported by written specific medical advice as to why admission to the Academy is necessary. The definition as to what constitutes medical, social and special need within the scope of this provision will be available in writing to parents in the prospectus as part of the admissions policy. It is the responsibility of parents to show that it is essential for the child to attend the Academy rather than any other school.
- (c) Siblings of students who will be attending the Academy on the date when the applicant would be admitted other than students who at the time are in sixth form but where not previously in lower years. The term sibling means a full, step, half, adopted or fostered brother or sister, but not cousins, who live at the same permanent address. The Academy reserves the right to ask for proof of relationship.
- (d) Students who have received education in a school that is within the linked learning family federation of schools for United Learning.
- (e) Children whose permanent address is closest to the Academy. The distance will be measured as the direct line distance 'as the crow flies' measured between the child's permanent address to the Academy's main entrance on Queens Road West using SMART software. The distance is measured to the exact Ordnance Survey point of each applicant's home. A child's permanent address is where he or she normally lives and sleeps and goes to school from.

If false or misleading information is used to gain entry to the Academy, the offer of a place will be withdrawn and the application cancelled.

In the event of a tie-break being necessary within any of the criteria, this will be conducted through a process of random allocation.

TRANSPORT (YEARS 7-11) ▼ Please also see section 4 of the main booklet.

Parents in any doubt over the distance between home and school for the provision of transport are asked to check with their local Area Education Office. This may be particularly relevant if you live close to a county border.

Bowland High School

Bowland High School
Riversmead
Grindleton
Clitheroe BB7 4QS
01200 441374

11-16 Mixed Comprehensive
Head: Mr J Tarbox
Number on Roll January 2019: 568
Admission Number: 110

Information relating to Autumn Term 2019 Year 7 Admissions:

Total parental preferences (considered equally) ranked by parents	1st	161
	2nd	157
	3rd	119
Total preferences received:		437

This is an Academy.

Please contact the academy for full admission details.

SUMMARY OF POLICY ▼

- Looked after children and previously looked after children, then,
- Children who have exceptionally strong medical, social or welfare reasons for admission associated with the child and/or family which are directly relevant to the school concerned, then
- Children living in the school's geographical priority area who will have a sibling in attendance at the school at the time of transfer, then
- Children living within the school's geographical priority area, then
- Children of current employees of the school who have had a permanent contract for at least two years prior to the admissions deadline or with immediate effect if the member of staff is recruited to fill a post for which there is a demonstrable skills shortage, then
- Children living outside of the school's geographical priority area who will have a sibling in attendance at the school at the time of transfer, then
- Children living outside of the school's geographical priority area.

Tie Break – The distance criterion which will be used as the tie breaker if there is oversubscription within any of the admission criteria is a straight line (radial) measure. If the Local Authority is unable to distinguish between applicants using the published criteria (eg twins or same block of flats) places will be offered via a random draw. The distance measure is a straight line (radial) measure centre of building [home] to centre of building [school].

GEOGRAPHICAL PRIORITY AREA ▼

The above school's priority area is Bashall Eaves, Bolton-by-Bowland, Bowland Forest Low, Bowland Forest High, Bowland with Leagram, Chatburn, Downham, Dunsop Bridge, Easington, Gisburn, Gisburn Forest, Great Mitton, Grindleton, Horton, Middop, Newsholme, Newton, Paythorne, Rimington, Sawley, Slaidburn, Twiston, Waddington and West Bradford.

Parents should note that the school does have pupils on roll who live outside the stated priority area. Details of admissions are available from the school.

TRANSPORT ▼ Please also see section 4 of the main booklet.

Parents in any doubt over the distance between home and school for the provision of transport are asked to check with their local Area Education Office. This may be particularly relevant if you live close to a county border.

Ribblesdale High School

Ribblesdale High School
Queen's Road
Clitheroe BB7 1EJ
01200 422563

11-16 Mixed Comprehensive
Head: Mr S Cox
Number on Roll January 2019: 1237
Admission Number: 285

Information relating to Autumn Term 2019 Year 7 Admissions:

Places available:		285
Total parental preferences (considered equally) ranked by parents	1st	253
	2nd	263
	3rd	204
Total preferences received:		720

Initial allocation under each criterion:	
SEN (considered separately)	3
Looked After Children	1
Social/Medical/Welfare	0
In GPA with Sibling	65
In GPA no sibling	174
Out GPA with sibling	25
Out GPA no sibling	17
LA Allocated	0

SUMMARY OF POLICY ▼ *This is a Community School. Admission details are on page 12.*

GEOGRAPHICAL PRIORITY AREA ▼

The above school's priority area is Clitheroe, Worston, Pendleton, Mearley, Whalley, Wiswell, Mitton, Read, Sabden, Simonstone, Aughton, Bailey and Chaigley, Billington, Dinckley, Balderstone, Clayton-le-Dale, Mellor, Osbaldeston, Ramsgreave, Salesbury, Wilpshire, Barrow, Stonyhurst, Brockhall Village, Hurst Green, Langho, Ribchester, Higham, Goldshaw Booth and Barley with Wheatley, (West of Barley Lane), Fence and Old Laund Booth.

Parents should note that the above school does have pupils on roll who live outside the stated priority area. Details of admissions are available from the school.

TRANSPORT ▼ Please also see section 4 of the main booklet.

Parents in any doubt over the distance between home and school for the provision of transport are asked to check with their local Area Education Office. This may be particularly relevant if you live close to a county border.

St Augustine's Roman Catholic High School

St Augustine's Roman Catholic High School

Elker Lane
Billington
Clitheroe BB7 9JA
01254 823362

11-16 Mixed Comprehensive
Head: Mr M Wright
Number on Roll January 2019: 1047
Admission Number: 215

This is a Voluntary Aided school. Please contact the school for full admission details.

Information relating to Autumn Term 2019 Year 7 Admissions:

Total parental preferences (considered equally) ranked by parents	1st	249
	2nd	182
	3rd	156
Total preferences received:		587

SUMMARY OF POLICY ▼

- (a) Looked After Children and previously Looked After Children.
- (b) In the case of Roman Catholic children, the Governors reserve the right to consider special cases on their merit.
- (c) Roman Catholic children living in a contributory parish and attending an associated primary school.
- (d) Roman Catholic children of staff.
- (e) Roman Catholic children living in a contributory parish and attending a Catholic primary school.
- (f) Other Roman Catholic children living in contributory parishes.
- (g) Roman Catholic children not living in a contributory parish and attending an associated primary school.
- (h) Other Roman Catholic children.
- (i) In the case of non-Catholic children, the Governors reserve the right to consider special cases on their merit.
- (j) Non-Catholic children of staff.
- (k) Non-Catholic children attending St Joseph's RC Primary – Hurst Green and Thorneyholme RC Primary – Dunsop Bridge, which are the only primary providers for their village communities.
- (l) Children in none of the above categories who have a sibling already attending St Augustine's at the time of admission.
- (m) Non-Catholic children attending other associated Catholic primary schools.
- (n) Other non-Catholic children.

If a "tie-break" is needed within any of the above categories, precedence will be given to siblings of pupils in attendance at the school when the child applying starts, after which places will be allocated according to proximity, taking into account the availability of alternative Roman Catholic and Community Schools. Children with a shorter journey to an alternative school will have a lower priority at St. Augustine's. Distance is measured from the main school gates to the student's front gate and by the safest available walking route or, for children outside walking distance, the shortest route taken by road, as measured by Routeplanner. This method has been chosen to avoid prejudice to children in more distant parishes.

CONTRIBUTORY PARISHES

Ss Michael and John, Clitheroe
St Mary's, Langho
St Mary's, Osbaldeston
St Mary's, Sabden
St Hubert's, Dunsop Bridge
St Charles', Rishton

English Martyrs, Whalley
St Philip's, Padiham
St John the Baptist's, Padiham
Our Lady and St Hubert's, Gt Harwood
St Wulstan's, Gt Harwood
St Peter and St Joseph, Hurst Green

ASSOCIATED PRIMARY SCHOOLS

Ss Michael and John RC Primary, Clitheroe
St Mary's RC Primary, Langho
St Mary's RC Primary, Osbaldeston
St Mary's RC Primary, Sabden
St Wulstan's RC Primary, Gt Harwood

St Charles' RC Primary, Rishton
St John the Baptist RC Primary, Padiham
Our Lady and St Hubert's RC Primary, Gt Harwood
Thorneyholme RC Primary, Dunsop Bridge
St Joseph's RC Primary, Hurst Green

TRANSPORT ▼ Please also see section 4 of the main booklet.

Parents in any doubt over the distance between home and school for the provision of transport are asked to check with their local Area Education Office. This may be particularly relevant if you live close to a county border.

Clitheroe Royal Grammar School

Clitheroe Royal Grammar School
Chatburn Road
Clitheroe BB7 2BA
01200 423379

11-18 Mixed Grammar
Head: Mr J M Keulemans
Number on Roll January 2019: 1306
(including sixth form)
Admission Number: 150

Information relating to Autumn Term 2019 Year 7 Admissions:

Total parental preferences (considered equally) ranked by parents	1st	194
	2nd	96
	3rd	134
Total preferences received:		424

This is an Academy.

Please contact the academy for full admission details.

SUMMARY OF POLICY ▼

The date of the 11+ examination is Saturday 28 September 2019.

Entrance Examination

The tests will be conducted at the school in the Autumn Term. Arrangements to take the test will be announced in the local press and on the school website each year.

Admission Criteria and Oversubscription

Once the tests have been marked parents/carers will be informed whether their child has reached the required standard. Pupils will need to show that they have the ability to benefit from the education provision of the school by reaching the required standard, although this will not guarantee a place if the number of pupils achieving this score exceeds the number of places available.

The school will not distinguish between candidates on grounds of sex, race, nationality, national origin, ethnic origin, disability, faith or denominational background.

Candidates reaching the required standard who have a current Education, Health and Care Plan (EHCP) naming Clitheroe Royal Grammar School on the EHCP will be offered a place.

Clitheroe Royal Grammar School has a planned admission number for each year of 150. If the number of applicants reaching the required standard is less than 150, then all of these applicants will be deemed 'eligible'.

If the number reaching the required standard is greater than 150 and the school is therefore over-subscribed, then the school will rank the applicants who have reached the required standard according to the following admissions priority criteria:

- 1) Looked after children and previously looked after children
- 2) Candidates whose permanent residence is within the catchment area and who qualify for Pupil Premium funding at the time of registering to take the 11+ test
- 3) Candidates whose permanent residence is within the catchment area
- 4) Candidates whose permanent residence is outside the catchment area and who qualify for Pupil Premium funding at the time of registering to take the 11+ test
- 5) Candidates whose permanent residence is outside the catchment area.

Candidates within over-subscription categories 2 - 5 will be ranked according to ability as demonstrated in the testing process.

In the event of equal scores within the over-subscription categories 2 - 5, the final determining factor will be the proximity of the child to the school, i.e.

Nearest will be defined in terms of straight line distance between the candidate's home front door and the front entrance of the school; the Chatburn Road site in the case of applicants to years 7 to 11. In the event of a tied distance measurement between address points, the Local Authority's system of a random draw will determine which address(es) receive the offer(s).

It is important that parents understand that the system of allocation of school places by the Local Authority (LA) will mean that if, after applying the admissions criteria, a child appears on the eligible list of their first preference school, then this is the place that will be offered. A candidate with Clitheroe Royal Grammar School as a second

or third preference, even if they have reached the required standard, cannot be offered a place if they are eligible for a school for which a higher preference has been indicated on the LA Common Application Form.

Full details are available from the school website: www.crgs.org.uk

Clitheroe Royal Grammar School's Catchment Area

The catchment area consists of the following Civil Parishes of the Borough of Ribbles Valley:

Aighton, Bailey and Chaigley; Balderstone; Bashall Eaves; Billington; Bolton by Bowland; Bowland Forest High; Bowland Forest Low; Bowland with Leagram; Chatburn; Clayton-le-Dale; Clitheroe; Dinckley; Downham; Easington; Gisburn; Gisburn Forest; Great Mitton; Grindleton; Horton; Little Mitton; Mearley; Mellor; Middop; Newsholme; Newton; Osbaldeston; Paythorne; Pendleton; Ramsgreave; Read; Rimington; Sabden; Salesbury; Sawley; Simonstone; Slaidburn; Twiston; Waddington; West Bradford; Whalley; Wilpshire; Wiswell; Worston.

A map of the catchment area is available in the Clitheroe Royal Grammar School Admissions Policy on the website or from the school.

Please note that if your address includes the name of a Civil Parish, it does not necessarily mean that you reside in the catchment area. Parents should check this very carefully and contact the school if they are unsure.

TRANSPORT (YEARS 7 – 11) ▼ Please also see section 4 of the main booklet.

Parents in any doubt over the distance between home and school for the provision of transport are asked to check with their local Area Education Office. This may be particularly relevant if you live close to a county border.

Blessed Trinity Roman Catholic College

Blessed Trinity Roman Catholic College
Ormerod Road
Burnley BB10 3AA
01282 506200

11-16 Mixed Comprehensive
Head: Mr R Varey
Number on Roll January 2019: 1277
Admission Number: 250

Information relating to Autumn Term 2019 Year 7 Admissions:

Total parental preferences (considered equally) ranked by parents	1st	273
	2nd	386
	3rd	196
Total preferences received:		855

This is a Voluntary Aided school. Please contact the school for full admission details.

Parents are requested to complete the school's own admission form (S.I.F.) as well as the Local Authority's form when applying for a place at the school.

SUMMARY OF POLICY ▼

"Nominated Parish" means any one of the following Roman Catholic Parishes: St Mary's, Burnley; St John's, Burnley; Christ the King, Burnley; St Mary Magdalene's, Burnley; St Augustine's, Burnley; St John's, Padiham; St Joseph's, Todmorden.

"Associated primary school" means a Roman Catholic primary school located within a Nominated Parish.

1 Catholic pupil who:

- a) is a looked after child or a previously looked after child.

2 Catholic pupil who lives in a nominated parish, and who at the date of application:

- b) is enrolled at an Associated Primary School
- c) is enrolled at a Roman Catholic Primary School
- d) is enrolled at any other Primary School.

3 Catholic pupil who:

- e) is a sibling.

4 Catholic pupil who:

- f) is enrolled at an Associated Primary School
- g) is enrolled at a Roman Catholic Primary School
- h) is enrolled at any other Primary School.

5 Non-Catholic pupil who:

- i) is a looked after child or a previously looked after child.

6 Non-Catholic pupil who:

- j) is a sibling
- k) is enrolled at an Associated Primary School
- l) is enrolled at a Roman Catholic Primary School
- m) is enrolled at a Denominational Primary School situated within a Nominated Parish
- n) is enrolled at a Denominational Primary School

7 Any other pupil

- o) Any other child

The order of priority within any of the criteria categories set out above shall be determined by ascertaining the distance between the applicant's usual home address and the School. Distance will be measured using a computerised straight line measuring system from the front door of the child's home to the main gate at the School (Ormerod Road). The highest priority will be given to those living nearest the school and so on to the lowest priority being given to those living farthest from the school. In the event of a 'tie-break', precedence will be given to siblings of pupils in attendance at the school when the child applying starts, after which places will be allocated according to ease of access and proximity, taking into account the availability of alternative Roman Catholic and Community Schools. This means that pupils having an easier (or where ease is equal, a shorter) journey to an available alternative school will have a lower priority at Blessed Trinity RC College.

TRANSPORT ▼ Please also see section 4 of the main booklet.

Parents in any doubt over the distance between home and school for the provision of transport are asked to check with their local Area Education Office. This may be particularly relevant if you live close to a county border.

Shuttleworth College

Shuttleworth College
Burnley Road
Padiham BB12 8ST
01282 682300

11-16 Mixed Comprehensive
Head: Mrs R England
Number on Roll January 2019: 864
Admission Number: 240

Information relating to Autumn Term 2019 Year 7 Admissions:

Total parental preferences (considered equally) ranked by parents	1st	180
	2nd	78
	3rd	68
Total preferences received:		326

This is a Foundation School which follows the Local Authority's policy and procedures on admissions.

Please contact the school for full admission details.

SUMMARY OF POLICY ▼

This area will include North Padiham, Whittlefield and South East Stoneyholme.

If the college is oversubscribed the following priorities apply in order:

1. Looked after children and those who have been previously looked after; then
2. Children for whom the college accepts that there are exceptional medical, social or welfare reasons which are directly relevant to the college; then
3. Children living within the college's geographical priority area with older brothers or sisters attending the college when the younger child will start; then
4. Children living within the college's geographical priority area; then
5. Children living outside the college's geographical priority area with older brothers or sisters still attending the college when the younger child will start; then
6. Children living outside the college's geographical priority area below.

The distance criterion which will be used as the tie breaker if there is oversubscription within any of the admission criteria is a straight line (radial) measure. If the college is unable to distinguish between applicants using the published criteria (e.g. twins or same block of flats) places will be offered via a random draw. The distance measure is a straight line (radial) measure from the centre of the college building to centre of the house or accommodation that the child resides in.

GEOGRAPHICAL PRIORITY AREA ▼

The perimeter of the priority area to the north and west is the border with Ribble Valley and Hyndburn.

The area includes all residential addresses above a line running eastwards (and within the perimeters of this priority area) from the western border with Hyndburn across the A6068 and following the centre of a link road to the works just north of the Leeds and Liverpool Canal. The perimeter then follows the railway line north west and turns eastwards above Low Bank and Printers Fold to join with Scott Street at the junction of Printers Fold and Scott Street. It follows the east side of Scott Street to the A671, Padiham Road and goes down the centre of Padiham Road to the M65.

The perimeter then cuts across the M65 and follows the railway line up to the Stoneyholme area until adjacent with the two schools just above March Street. It then turns west to the M65 and follows the motorway to the Burnley border.

TRANSPORT ▼ Please also see section 4 of the main booklet.

Parents in any doubt over the distance between home and school for the provision of transport are asked to check with their local Area Education Office. This may be particularly relevant if you live close to a county border.

Unity College

Unity College
Towneley Holmes
Burnley BB11 3DF
01282 683 010

11-16 Mixed Comprehensive
Head: Mrs S Cryer
Number on Roll January 2019: 1143
Admission Number: 270

Information relating to Autumn Term 2019 Year 7 Admissions:

Total parental preferences (considered equally) ranked by parents	1st	328
	2nd	245
	3rd	260
Total preferences received:		833

This is a Foundation school. Please contact the school for full admission details.

SUMMARY OF POLICY ▼

If the college is oversubscribed then the following admissions criteria will be applied to decide which children should be offered the available places. Please complete the supplementary information form available from the school.

The criteria below are in priority order.

1. Children in public care at the time when preferences are expressed and who are still in public care at the time of their admission to college, and those who have been previously looked after; then
2. Children for whom the college accepts that there are exceptional medical, social or welfare reasons which are directly relevant to the college; then
3. Children of current employees of the school who have had a permanent contract prior to the admissions deadline or with immediate effect if the member of staff is recruited to fill a post for which there is a demonstrable skills shortage; then
4. Children living within the college's geographical priority area with older brothers or sisters attending the college when the younger child will start; then
5. Children living within the college's geographical priority area; then
6. Children living outside the college's geographical priority area with older brothers or sisters still attending the college when the younger child will start; then
7. Children with older brothers or sisters who have completed their secondary education at Unity College within the last 2 academic years; then
8. Children living outside the college's geographical priority area.

The distance criterion which will be used as the tie breaker if there is oversubscription within any of the admission criteria is a straight line (radial) measure. If the college is unable to distinguish between applicants using the published criteria (eg twins or same block of flats) places will be offered via a random draw. The distance measure is a straight line (radial) measure from the centre of the college building to centre of the house or accommodation that the child resides in.

This area will include South West Stoneyholme, Rosehill, Burnley Wood, Fulledege, Brunshaw, Pike Hill, Brownside, Hurstwood, Mereclough, Holme Chapel, Worsthorne and Cliviger.

GEOGRAPHICAL PRIORITY AREA ▼

The southern perimeter of the priority area runs from the border with Rossendale at Great Hill/The Masts and follows the border eastwards subsequently turning north to follow the border with Calderdale up to Thursden Brook.

The perimeter then follows the centre of Thursden Brook westwards continuing along the course of the River Don before crossing Netherwood Road to the River Brun and following the centre of the river to the Leeds and Liverpool canal. It then follows the centre of the canal until the intersection with the railway line and follows the railway line south west until just below Padiham Road. The perimeter then follows the centre of the A671, Trafalgar Street to the centre of the roundabout and follows the centre of the A682, Manchester Road and the Burnley Road to Clowbridge Reservoir and then turns east above Springfield View to the border with Rossendale at Great Hill/The Masts.

TRANSPORT ▼ Please also see section 4 of the main booklet. Parents in any doubt over the distance between home and school for the provision of transport are asked to check with their local Area Education Office. This may be particularly relevant if you live close to a county border.

Sir John Thursby College

Sir John Thursby College

Eastern Avenue
Burnley BB10 2AT
01282 682313

11-16 Mixed Comprehensive
Head: Mr R Browning
Number on Roll January 2019: 1101
Admission Number: 225

Information relating to Autumn Term 2019 Year 7 Admissions:

Total parental preferences (considered equally) ranked by parents	1st	185
	2nd	94
	3rd	168
Total preferences received:		447

This is a Foundation school. *Please contact the school for full admission details.*

SUMMARY OF POLICY ▼

If the college is oversubscribed then the following admission criteria will be applied to decide which children should be offered the available places. The criteria below are in priority order:

- All looked after children and previously looked after children at the time when preferences are expressed; then
- Children for whom the Governing Body accepts there are exceptionally strong medical, social or welfare reasons for admission, which are directly relevant to the college; then
- Children living within the college's geographical priority area with older brothers and sisters in attendance at the college at the time of transfer; then
- Children living within the college's geographical priority area; then
- Children living outside of the college's geographical priority area with older brothers and sisters in attendance at the college at the time of transfer; then
- Children living outside of the college's geographical priority area.

Where there are more applicants for the available places within a category, then the distance between the Ordnance Survey address points for the college and the home measured in a straight line will be used as the final determining factor, nearer addresses having priority over more distant ones. This address point is within the body of the property and usually located at its centre. Where the cut off point is for addresses within the same building, then the single measure between address points will apply and the Local Authority's system of a random draw will determine which address(es) receive the offer(s).

GEOGRAPHICAL PRIORITY AREA ▼

The northern perimeter of the priority area will commence at the M65 and follow the Burnley/Pendle border eastwards continuing down the border with Calderdale to Thursden Brook.

The perimeter will then follow the centre of Thursden Brook westwards continuing along the course of the River Don and crossing Netherwood Road briefly following the River Brun to the Leeds and Liverpool Canal. The perimeter then follows the centre of the Leeds and Liverpool Canal to the intersection with the railway line until adjacent to the two schools just above March Street and then turns west to the M65. It then follows the M65 up to the border with Pendle.

This area will include North Stoneyholme, Daneshouse, Burnley Lane, Heasandford, Queensgate, Harle Syke and Briercliffe

TRANSPORT ▼ Please also see section 4 of the main booklet.

Parents in any doubt over the distance between home and school for the provision of transport are asked to check with their local Area Education Office. This may be particularly relevant if you live close to a county border.

Burnley High School

Burnley High School

Byron Street
Burnley BB12 6NX
01282 681950
Email: enquiries@burnley-cs.org
Website: www.burnleyhighschool.co.uk

11-16 Mixed Secondary Free School
Executive Headteacher: Miss V Povey
Number on Roll January 2019: 423
Admission Number: 120

Information relating to Autumn Term 2019 Year 7 Admissions:

Total parental preferences (considered equally) ranked by parents	1st	99
	2nd	214
	3rd	214
Total preferences received:		527

This is a Free school. Please contact the school for full admission details.

Burnley High School is a new state-funded secondary school, which opened in September 2014. The school specialises in Science, Technology, Engineering and Maths (STEM) and has a Christian ethos, welcoming families of all faiths and none. It is part of the Chapel St family of schools.

SUMMARY OF POLICY ▼

Where the number of applications for admission is greater than the published admission number, applications will be considered using oversubscription criteria, a summary of which is as follows:

After the admission of students with a **Statement of Special Educational Needs/EHC Plan** where Burnley High School is named on the statement, the criteria will be applied in the order in which they are set out below:

- 1) Looked After Children and those who have been previously looked after, then
- 2) Children on the Parent Group list. As Burnley High School was created through the Free School process, dispensation has been granted from the Secretary of State to prioritise the admission of children whose parents made a significant contribution to the application, set up and running of the school, as set out in Charity Law.
- 3) Applications for siblings.
- 4) Children of staff employed at Burnley High School for 2 or more years at the time at which the application for admission(s) is made and/or the member of staff has been recruited to fill a post where there is a demonstrable skill shortage.
- 5) Straight line distance between the child's home address and BHS.

Please note children with a statement of special educational needs naming Burnley High School in particular will be admitted before all other applicants. Admission numbers will be adjusted to take this into account before the remaining places are offered to other applicants.

Where there are more applicants for the available places within categories 1 – 5, then the straight line distance as described in 5 will be used as the final determining factor, nearer addresses having priority over more distant ones. If oversubscription occurs in category 5, and home to school distance is equal, rank order will be determined by BHS using a random number generator.

It is important that all information presented on the Burnley High School application form is correct and verifiable. The sponsor of Burnley High School, Chapel St Community Schools Trust, reserves the right to withdraw an offer of a place if it has been made on the basis of misleading or false information presented on the application form.

TRANSPORT (YEARS 7-11) ▼ Please also see section 4 of the main booklet.

Parents in any doubt over the distance between home and school for the provision of transport are asked to check with their local Area Education Office. This may be particularly relevant if you live close to a county border.

Marsden Heights Community College

Marsden Heights Community College

Edge End Lane
Nelson BB9 0PR
01282 683060

11-16 Mixed Comprehensive

Head: Miss A Littlewood

Number on Roll January 2019: 994

Admission Number: 210

Information relating to Autumn Term 2019 Year 7 Admissions:

Places available:		210
Total parental preferences (considered equally) ranked by parents	1st	135
	2nd	156
	3rd	114
Total preferences received:		405

Initial allocation under each criterion:	
SEN (considered separately)	2
Looked After Children	0
Social/Medical/Welfare	0
In GPA with Sibling	48
In GPA no sibling	112
Out GPA with sibling	10
Out GPA no sibling	21
LA Allocated	17

SUMMARY OF POLICY ▼ *This is a Community School. Admission details are on page 12.*

GEOGRAPHICAL PRIORITY AREA ▼

This area includes Brierfield, South Nelson and Southfield.

The southern perimeter of the priority area is the border with Burnley. The perimeter follows the M65 north/north west until Junction 13 then crosses to the Brierfield side of the motorway at Scotland Bank Road, and then turns up the A56, Leeds Road. It then turns east to follow the length of the centre of Barkerhouse Road, crosses Southfield Lane and follows the centre of Delves Lane to Float Bridge. All residential addresses under Barkerhouse Road and Delves Lane and within the defined area are included in this priority area. The perimeter line then heads south down the centre of Back Lane until it meets the border with Burnley.

TRANSPORT ▼ Please also see section 4 of the main booklet.

Parents in any doubt over the distance between home and school for the provision of transport are asked to check with their local Area Education Office. This may be particularly relevant if you live close to a county border.

Colne Park High School

Colne Park High School

Venables Avenue
Colne BB8 7DP
01282 865200

11-16 Academy
Head: Dr P Parkin
Number on Roll January 2019: 1045
Admission Number: 215

Information relating to Autumn Term 2019 Year 7 Admissions:

Places available:		215
Total parental preferences (considered equally) ranked by parents	1st	267
	2nd	185
	3rd	94
Total preferences received:		546

Initial allocation under each criterion:	
SEN (considered separately)	1
Looked After Children	3
Social/Medical/Welfare	0
In GPA with Sibling	44
In GPA no sibling	100
Out GPA with sibling	32
Out GPA no sibling	35
LA Allocated	0

SUMMARY OF POLICY ▼ This is an Academy. Please contact www.park-high.co.uk for full admission details.

Colne Park High School is a school serving its local community. Children will be admitted to the school in the following priority order:

- Looked after children and previously looked after children, then
- Children for whom the Board of Trustees accepts that there are exceptional medical, social or welfare reasons which are directly relevant to the school concerned, then
- Children living in the school's geographical priority area who will have a sibling in attendance at the school at the time of transfer, then
- Children who have attended for the whole of Year 5 in a primary school that is part of The PENNiNE Trust before the closing date for application, then
- Children of current employees of the school who have had a permanent contract for at least two years prior to the admissions deadline or with immediate effect if the member of staff is recruited to fill a post for which there is a demonstrable skills shortage, then
- Children living within the school's geographical priority area, then
- Children living outside of the school's geographical priority area who will have a sibling in attendance at the school at the time of transfer, then
- Children living outside of the school's geographical priority area.

Tie-Break

The distance criterion which will be used as the tie-breaker if there is oversubscription within any of the admission criteria is a straight line (radial) measure. If the Local Authority is unable to distinguish between applicants using the published criteria (e.g. twins or same block of flats), places will be offered via a random draw. The distance measure is a straight line (radial) measure centre of building (home) to centre of building (school).

This area includes Foulridge, North Colne, Laneshaw Bridge and Trawden.

GEOGRAPHICAL PRIORITY AREA ▼

The south and east perimeter of the priority area is the border with Burnley, Calderdale, Bradford and North Yorkshire.

The perimeter runs up the centre of Back Lane and continues up the centre of Southfields Lane and Lenches Road as far as Colne Water. It follows the underside of Colne Water to Coal Pitt Lane and crosses Colne Water heading north up the centre of Carry Lane to the B6250, Keighley Road. It continues briefly west down the centre of the road and then turns north up the centre of the A56, Skipton Road. At the junction with Windsor Street it heads west along the centre of Windsor Street, North Valley Road and Vivary Way until adjacent to Hiers House Lane. The perimeter then heads north-west up the centre of the lane and continues across Red Lane to Barnoldswick Road.

It follows the east side of the road and continues north east under Standing Stone Lane before heading north over the reservoir on the west side of High Lane. It then turns east under White House Farm and heads north on the west side of the lane leading to Mill Hill Bridge. It goes over the top of the lane and crosses the Leeds and Liverpool Canal between Mill Hill Bridge and Hatters Bridge and continues eastwards to the A56, Colne Road over Great Hague. The perimeter then heads briefly south and then east towards Kelbrook Wood before turning south briefly again and then going north east over the lanes leading to the North Yorkshire border. This area includes the parish of Foulridge.

Parents should note that the school does have pupils on roll who live outside of the Geographical Priority Area. Details are available from the school.

TRANSPORT ▼ Please also see section 4 of the main booklet.

Parents in any doubt over the distance between home and school for the provision of transport are asked to check with their local Area Education Office. This may be particularly relevant if you live close to a county border.

Colne Primet Academy

Colne Primet Academy

Dent Street
Colne BB8 8JF
01282 863970
www.colneprimet.co.uk

11-16 Academy
Head: Mrs L Blomley
Number on Roll January 2019: 367
Admission Number: 165

Information relating to Autumn Term 2019 Year 7 Admissions:

Total parental preferences (considered equally)ranked by parents	1st	83
	2nd	179
	3rd	273
Total preferences received:		535

This is an Academy. Please contact the academy for full admission details.

SUMMARY OF POLICY ▼

This area includes Barley, Blacko, Higherford, Barrowford, North Nelson and south/central Colne.

The criteria which are to be used to allocate places when the Academy is oversubscribed are:

1. Looked after children and those who have been previously looked after, then
2. Children for whom the Governing Body accept that there are exceptional medical, social or welfare reasons which are directly relevant to the school concerned, then
3. Children living within the school's geographical priority area with older brothers or sisters attending the school when the younger child will start, then
4. Children living within the school's geographical priority area, then
5. Children living outside the school's geographical priority area with older brothers or sisters still attending the school when the younger child will start, then
6. Children living outside the school's geographical priority area.

The distance criterion which will be used as the tie breaker if there is oversubscription within any of the admission criteria is a straight line (radial) measure. If Governors are unable to distinguish between applicants using the published criteria (eg twins or same block of flats) places will be offered via a random draw. The distance measure is a straight line (radial) measure centre of building to centre of building.

GEOGRAPHICAL PRIORITY AREA ▼

The north-west perimeter of the priority area follows the border with Ribbles Valley from Barley Lane up to the A682, Gisburn Road.

The perimeter follows the centre of Gisburn Road south to Blacko and then heads east above the post office and Burnt House Farm to the east side of Barnoldswick Road. It then heads south to join Red Lane at the junction with Hiers House Lane and follows that centre of Hiers House Lane cutting straight across the B6247, Barrowford Road to the A6068, Vivary Way. The perimeter follows the north side of Vivary Way east onto North Valley Way and Windsor Street and heads south briefly following the east side of the A56, Skipton Road.

The perimeter then turns briefly east along the south side of the B6250, Keighley Road and continues south down Carry Lane until Colne Water. It then heads west along the underside of Colne Water as far as Lenches Road, follows the east side of Lenches Road and then Southfield Lane to Hill End and cuts across west/north west to the intersection of Briercliff Avenue with the railway line. It continues under the railway line down to Bott House Lane and follows the centre of the lane to the A56, Leeds Road and follows the centre of this road south west to the junction with the A682, Scotland Road. It turns north-west up Scotland Road across Junction 13 of the M65

and follows the motorway in a south west direction before turning north west across Colne Water up the centre of Carr Hall Road.

At the junction with Wheatley Lane Road the perimeter crosses to Sandyhall Lane and follows the centre of the Lane, Ridge Lane, Barley New Road and Barley Lane until the border with Ribble Valley.

TRANSPORT ▼ Please also see section 4 of the main booklet.

Parents in any doubt over the distance between home and school for the provision of transport are asked to check with their local Area Education Office. This may be particularly relevant if you live close to a county border.

Pendle Vale College

Pendle Vale College

Oxford Road
Nelson BB9 8LF
01282 682240

11-16 Mixed Comprehensive
Head: Mr S Wilson
Number on Roll January 2019: 1046
Admission Number: 210

Information relating to Autumn Term 2019 Year 7 Admissions:

Places available:		210
Total parental preferences (considered equally) ranked by parents	1st	311
	2nd	164
	3rd	119
Total preferences received:		594

Initial allocation under each criterion:	
SEN (considered separately)	5
Looked After Children	2
Social/Medical/Welfare	0
In GPA with Sibling	33
In GPA no sibling	86
Out GPA with sibling	61
Out GPA no sibling	23
LA Allocated	0

SUMMARY OF POLICY ▼ *This is a Community School.* Admission details are on page 12.

GEOGRAPHICAL PRIORITY AREA ▼

This area includes Barley Green, Higham, Fence, Wheatley Lane, Lomeshaye, Central Nelson and Barrowford. The western perimeter of the area is the border with Ribble Valley from the centre of Barley Lane southwards and then eastward until the M65.

The perimeter then turns into Holme Street then turns up the A56 Leeds Road before going east down the centre of Barkerhouse Road crossing Southfield Lane and continuing along the centre of Delves Lane to Float Bridge. All residential addresses above Barkerhouse Road and Delves Lane and within the perimeter described are in this priority area.

At Float Bridge the perimeter turns north-west along the centre of Back Lane and continues north up the centre of Southfield Lane. It then veers west at the junction with Knott Lane towards the railway line and under the residential area at Primet Bridge (under Castercliff Bank/Pendlemist View/ Cotton Court/ St Andrews Close).

The perimeter then follows the south east side of the railway line towards the Walton site as far as the north side of Bott House Lane. It then follows the centre of Bott House Lane west to the A56, Leeds Road north east to the Whitewalls Roundabout North to Junction 14 of the M65 Motorway. Following the M65 border past Junction 13 towards Scotland Road to join Leeds Road [A56], continuing to Barkerhouse Lane. It then turns north-west across Colne Water and up the centre of Carr Hall Lane to the junction with Wheatley Lane Road.

It then continues north-west along Carr Hall Road and continues along the centre of Sandyhall Lane, Ridge Lane, Barley New Road and Barley Lane until the Ribble Valley border.

TRANSPORT ▼ Please also see section 4 of the main booklet.

Parents in any doubt over the distance between home and school for the provision of transport are asked to check with their local Area Education Office. This may be particularly relevant if you live close to a county border.

West Craven High School

West Craven High School
Kelbrook Road
Barnoldswick
Colne BB18 5TB
01282 812292

11-16 Academy
Head: Ms A Bonney
Number on Roll January 2019: 602
Admission Number: 165

Information relating to Autumn Term 2019 Year 7 Admissions:

Total parental preferences (considered equally) ranked by parents	1st	97
	2nd	51
	3rd	53
Total preferences received:		201

SUMMARY OF POLICY ▼ This is an Academy. Please contact the academy for full admission details

This area includes Barnoldswick, Earby and Kelbrook.

After the admissions of Children with an Education Health and Care Plan or Statement of Education Needs which names the school and where there are more applications submitted than places available priority for admission will be given to those children who meet the admissions criteria below.

1. Looked after children and those who have been previously looked after, then
2. Children for whom the Governing Body accepts that there are exceptional medical, social or welfare reasons which are directly relevant to the school concerned. The application must be supported by written specific appropriate professional advice (letter from doctor or social worker) as to why admission to West Craven High School is necessary, then
3. Children living within the school's geographical priority area with older brothers or sisters attending the school when the younger child will start, then
4. Children living within the school's geographical priority area, then
5. Children living outside the school's geographical priority area with older brothers or sisters still attending the school when the younger child will start, then
6. Children living outside the school's geographical priority area.

Tie-breaker

Where there are more applicants received than places available under any of the above criteria then the distance between the school and the home will be used as the final determining factor. The distance criterion is a straight line (radial) measured centre of building to centre of building. Where the cut-off point is for addresses within the same building, then the single measure between address points will apply and the Local Authority's system of a random draw will determine which address(es) receive the offer(s) as an effective, clear and fair tie breaker.

GEOGRAPHICAL PRIORITY AREA ▼

The perimeter of the priority area to the west, north and east is the border with Ribbles Valley and North Yorkshire. From the east border the perimeter follows the centre of Gisburn Road down to Blacko and turns east over the Post Office and Burnt House Farm to the east side of Barnoldswick Road. It heads north and follows the underside of Standing Stone Lane then turns north over the reservoir. It heads east under White House Farm then north staying on the west side of the lane leading to Mill Hill Bridge. It crosses the Leeds and Liverpool Canal between Mill Hill Bridge and Hatters Bridge continuing eastwards to the A56, Colne Road over Great Hague.

The perimeter turns briefly south then east towards Kelbrook Wood then south briefly again and finally north east towards the North Yorkshire border over the lanes leading to North Yorkshire.

TRANSPORT ▼ Please also see section 4 of the main booklet.

Parents in any doubt over the distance between home and school for the provision of transport are asked to check with their local Area Education Office. This may be particularly relevant if you live close to a county border.

Saints John Fisher and Thomas More Roman Catholic High School

**Saints John Fisher and Thomas More
Roman Catholic High School**
Gibfield Road
Colne BB8 8JT
01282 865299

11-16 Mixed Comprehensive
Head: Ms C Hayes
Number on Roll January 2019: 752
Admission Number: 160

Information relating to Autumn Term 2019 Year 7 Admissions:

Total parental preferences (considered equally) ranked by parents	1st	183
	2nd	251
	3rd	206
Total preferences received:		640

This is a Voluntary Aided school. *Please contact the school for full admission details.*

SUMMARY OF POLICY ▼

- 1) Roman Catholic children in Public Care and previously looked after children.
- 2) Roman Catholic pupils living in contributory parishes (see below) and who attend a main associated Roman Catholic Primary School.
- 3) Roman Catholic pupils living in contributory parishes (see below).
- 4) Roman Catholic pupils attending a main associated feeder Roman Catholic Primary School.
- 5) Other Roman Catholic pupils who have a sibling at the school.
- 6) Other Roman Catholic pupils in a Roman Catholic Primary School.
- 7) Other Roman Catholic pupils.
- 8) Non Roman Catholic children in Public Care and adopted children who were previously looked after.
- 9) Children with a parent/guardian who worships in a Church which is in full membership of Churches Together in England or the Evangelical Alliance
 - a) Children with a parent/guardian who has a worship attendance of four times a month for the two years leading up to 1st September 2019.
 - b) Children with a parent/guardian who has a worship attendance of three times a month for the two years leading up to 1st September 2019.
 - c) Children with a parent/guardian who has a worship attendance of two times a month for the two years leading up to 1st September 2019.
 - d) Children with a parent/guardian who has a worship attendance of once a month for the two years leading up to 1st September 2019.
- 10) Non-Roman Catholic children:
 - a. Children who attend a main associated feeder Roman Catholic Primary School.
 - b. Non-Roman Catholic siblings of children in attendance at the school at the time of transfer.
 - c. Special cases – children who have no Statement of Special Educational Need but have *proven and exceptional* medical or social needs where admission to the school might best help satisfy those exceptional needs. The Governors will take into account written medical/social reports and where appropriate will seek external specialist advice.
 - d. Other non-Roman Catholic children - In this category, order of priority will be given on the basis of proximity to the school. This will be measured from the centre of the school in Gibfield Road to the centre of the applicant's home.

In the event of a tied distance measurement between address points the Local Authority's system of a random draw will determine which address(es) receive the offer(s).

Contributory Parishes:

St John Southworth (Nelson)
Ss Peter & Paul, Barrowford*
Sacred Heart, Colne*
Holy Saviour, Nelson*
St Joseph's (Barnoldswick)

* known as 'The Good Shepherd Parish' from Jan 2010

Associated Primary Schools:

Holy Saviour RC Primary, Nelson
St John Southworth RC Primary, Nelson
Holy Trinity RC Primary, Brierfield
Sacred Heart RC Primary, Colne
St Joseph's RC Primary, Barnoldswick

TRANSPORT ▼ Please also see section 4 of the main booklet.

Parents in any doubt over the distance between home and school for the provision of transport are asked to check with their local Area Education Office. This may be particularly relevant if you live close to a county border.

Alder Grange School

Alder Grange School
Calder Road
Rawtenstall BB4 8HW
01706 223171

11-18 Mixed Comprehensive
Head: Mr D Hampson
Number on Roll January 2019: 844
(including 143 in Sixth Form)
Admission Number: 135

Information relating to Autumn Term 2019 Year 7 Admissions:

Places available:		135
Total parental preferences (considered equally) ranked by parents	1st	150
	2nd	199
	3rd	194
Total preferences received:		543

Initial allocation under each criterion:	
SEN (considered separately)	0
Looked After Children	3
Social/Medical/Welfare	0
In GPA with Sibling	36
In GPA no sibling	95
Out GPA with sibling	1
Out GPA no sibling	0
LA Allocated	0

SUMMARY OF POLICY ▼ *This is a Community School. Admission details are on page 12.*

GEOGRAPHICAL PRIORITY AREA ▼

This school mainly services the area of RAWTENSTALL - Crawshawbooth, Constable Lee, Oakley, Hall Carr, Loveclough and Rawtenstall town centre, Goodshaw, Balladen, and Townsend Fold, together with the Hamlets of Dunnockshaw and Clowbridge. This includes the area known as Higher Nutshaw Farm.

TRANSPORT (YEARS 7-11) ▼

Please also see section 4 of the main booklet.

Parents in any doubt over the distance between home and school for the provision of transport are asked to check with their local Area Education Office. This may be particularly relevant if you live close to a county border.

The Valley Leadership Academy

The Valley Leadership Academy

Fearn Moss
Stacksteads
Bacup OL13 0TG
01706 873896

11-16 Academy
Head: Mrs H Stead
Number on Roll January 2019: 292
Admission Number: 150

Information relating to Autumn Term 2019 Year 7 Admissions:

Places available:		210
Total parental preferences (considered equally) ranked by parents	1st	35
	2nd	28
	3rd	38
Total preferences received:		101

SUMMARY OF POLICY ▼ *This is an Academy School which is part of Star Academies. Please contact the school for full admission details.*

1. Looked after children and those who have been previously looked after.
2. Children for whom the Local Authority accepts that there are exceptional medical, social or welfare reasons which are directly relevant to the school concerned.
3. Children living within the school's geographical priority area with older brothers or sisters attending the school when the younger child will start.
4. Children living within the school's geographical priority area.
5. Children living outside the school's geographical priority area with older brothers or sisters still attending the school when the younger child will start.
6. Children living outside the school's geographical priority area.

GEOGRAPHICAL PRIORITY AREA ▼

This school mainly services the areas of BACUP, STACKSTEADS and WATERFOOT - Stacksteads, Water, Waterfoot, Bacup, Thorn, Sharneyford, Britannia, Weir, Newchurch, Cloughfold, Trough Gate, Cowpe and Boarsgreave.

TRANSPORT ▼ Please also see section 4 of the main booklet.

Parents in any doubt over the distance between home and school for the provision of transport are asked to check with their local Area Education Office. This may be particularly relevant if you live close to a county border.

Haslingden High School and Sixth Form

Haslingden High School and Sixth Form

Broadway
Haslingden BB4 4EY
01706 215726

11-18 Mixed Comprehensive
Head: Mr M Jackson
Number on Roll January 2019: 1580
(including sixth form)
Admission Number: 270

Information relating to Autumn Term 2019 Year 7 Admissions:

Places available:		270
Total parental preferences (considered equally) ranked by parents	1st	317
	2nd	242
	3rd	180
Total preferences received:		739

Initial allocation under each criterion:	
SEN (considered separately)	4
Looked After Children	4
Social/Medical/Welfare	0
In GPA with Sibling	64
In GPA no sibling	150
Out GPA with sibling	33
Out GPA no sibling	15
LA Allocated	0

SUMMARY OF POLICY ▼ *This is a Community School. Admission details are on page 12.*

GEOGRAPHICAL PRIORITY AREA ▼

This school mainly services the area of HASLINGDEN - Haslingden, Helmshore, Rising Bridge, Edenfield, Stubbins, Turn, Chatterton and Strongstry.

TRANSPORT (YEARS 7-11) ▼ Please also see section 4 of the main booklet.

Parents in any doubt over the distance between home and school for the provision of transport are asked to check with their local Area Education Office. This may be particularly relevant if you live close to a county border.

Whitworth Community High School

Whitworth Community High School
Hall Fold
Whitworth OL12 8TS
01706 343218

11-16 Mixed Comprehensive
Head: Mrs G Middlemas
Number on Roll January 2019: 640
Admission Number: 130

Information relating to Autumn Term 2019 Year 7 Admissions:

Places available:		130	Initial allocation under each criterion:	
Total parental preferences (considered equally) ranked by parents	1st	165	SEN (considered separately)	2
	2nd	72	Looked After Children	0
	3rd	49	Social/Medical/Welfare	0
			In GPA with Sibling	25
			In GPA no sibling	53
			Out GPA with sibling	24
			Out GPA no sibling	26
			LA Allocated	0
Total preferences received:		286		

SUMMARY OF POLICY ▼ *This is a Community School. Admission details are on page 12.*

GEOGRAPHICAL PRIORITY AREA ▼

This school mainly services the area of WHITWORTH - Whitworth, Broadley, Leavengreave and Shawforth.

TRANSPORT ▼ Please also see section 4 of the main booklet.

Parents in any doubt over the distance between home and school for the provision of transport are asked to check with their local Area Education Office. This may be particularly relevant if you live close to a county border.

All Saints' Catholic High School

All Saints' Catholic High School
Haslingden Road
Rawtenstall BB4 6SJ
01706 213693/229980
office@allsaintshigh.lancs.sch.uk

11-16 Mixed Comprehensive
Head: Mr B McNally
Number on Roll January 2019: 477
Admission Number: 100

Information relating to Autumn Term 2019 Year 7 Admissions:

Total parental preferences (considered equally) ranked by parents	1st	127
	2nd	163
	3rd	196
Total preferences received:		486

This is a Voluntary Aided school

Please contact the school for full admission details

SUMMARY OF POLICY ▼

- Looked After Children and previously Looked After Children.
- Roman Catholic children living in a contributory parish and attending an associated primary school.
- Roman Catholic children living in a contributory parish and attending a Catholic primary school.
- Other Roman Catholic children living in contributory parishes.
- Roman Catholic children not living in a contributory parish and attending an associated primary school.
- Other Roman Catholic children who have a sibling attending the school on the date of application and on the date of admission.
- Other Roman Catholic children.
- Special cases - children who have *proven and exceptional* medical or social needs, where admission to the school might best help satisfy those exceptional needs eg refugees and asylum seekers. The Governors will take into account written medical/social reports and where appropriate will seek external specialist advice.
- Non Roman Catholic children who have a sibling attending the school on the date of application and on the date of admission.
- Non-Catholic children attending other associated Catholic primary schools.

(k) Other children

Nominated Parishes

1. St Marie, Haslingden & Helmshore
2. St James-the-Less, Rawtenstall
3. St Peter, Newchurch
4. St Mary's, Bacup
5. Our Lady & St Anselm's, Whitworth

Nominated Primary Schools

- a. St. Mary's R.C. Primary School, Haslingden
- b. St Veronica's R.C. Primary School, Helmshore
- c. St. James-the-Less R.C. Primary School, Rawtenstall
- d. St. Peter's R.C. Primary School, Newchurch
- e. St. Joseph's R.C. Primary School, Stacksteads
- f. St. Mary's R.C. Primary School, Bacup
- g. Our Lady & St Anselm's R.C. Primary School, Whitworth

Tie Break

Where there are more applicants for the available places within a category, then the distance between the Ordnance Survey address points for the school and the home measured in a straight line will be used as the final determining factor, nearer addresses having priority over more distant ones. This address point is within the body of the property and usually located at its centre. Where two addresses have the same distance, or the cut-off point is for addresses within the same building, then the Local Authority's system of a random draw will determine which address(es) receive the offer(s).

TRANSPORT (YEARS 7-11) ▼ Please also see section 4 of the main booklet.

Parents in any doubt over the distance between home and school for the provision of transport are asked to check with their local Area Education Office. This may be particularly relevant if you live close to a county border.

Bacup and Rawtenstall Grammar School

Bacup and Rawtenstall Grammar School
Glen Road
Waterfoot, Rossendale, BB4 7BJ
01706 234500
www.brgs.org.uk

11-18 Mixed Grammar
Head: Mr A Porteous
Number on Roll January 2019: 1276
(including sixth form)
Admission Number: 180

Information relating to Autumn Term 2019 Year 7 Admissions:

Total parental preferences (considered equally) ranked by parents	1st	238
	2nd	82
	3rd	60
Total preferences received:		380

This is an Academy

Please contact the academy for full admission details

SUMMARY OF POLICY ▼

Our published admission number (PAN) is 180. As a designated Grammar School we are able to select our entire intake on the basis of high academic ability. As such, we do not have to fill all of our places if applicants have not reached the required standard within our selection procedure.

The selection procedure is the entrance examination, held on site at the school, which any pupil in his or her last year of primary school and who will have reached the age of 11 years (but not 12 years) by the 31st of August in the year of entry, is eligible to sit.

The admissions authority determines that Bacup and Rawtenstall Grammar School is established primarily for the education of children attending Rossendale schools. Our admissions policy prioritises children from Rossendale primary schools (Area 1 and 2 schools below).

List of Schools in Area 1

Balladen Primary, Rawtenstall
Britannia Community Primary, Bacup
Constable Lee St. Paul's CE Primary, Rawtenstall
Crawshawbooth Primary, Crawshawbooth
Holy Trinity CE Primary, Stacksteads
Newchurch CE Primary, Newchurch
Northern Primary, Bacup
Sharneyford Primary, Bacup
St. Anne's Edgeside CE, Waterfoot

St. James the Less RC Primary, Rawtenstall
St. Joseph's RC Primary, Stacksteads
St. Mary's CE Primary, Rawtenstall
St. Mary's RC Primary, Bacup
St. Peter's RC Primary, Newchurch
St. Saviour's Community Primary, Bacup
Thorn Primary, Bacup
Water Primary, Water
Waterfoot Primary, Waterfoot

List of Schools in Area 2

Broadway Primary, Haslingden
Edenfield CE, Edenfield
Haslingden Primary, Haslingden
Helmshore Primary, Helmshore
Our Lady & St Anselm's RC Primary, Whitworth
St. Batholomew's CE Primary, Whitworth
St. James CE Primary, Haslingden

St. John's Stonefold CE Primary, Accrington
St. John with St. Michael CE Primary, Shawforth
St. Mary's RC Primary, Haslingden
St. Veronica's RC Primary, Helmshore
Stubbins Primary, Stubbins
Tonacliffe Primary, Whitworth

OVERSUBSCRIPTION CRITERIA

We will allocate places to candidates who have met the required standard in the following way. This process also details our approach should more than 180 applicants meet the required standard (our oversubscription criteria).

In line with the DFE School Admission Code of Practice, priority in allocation of places will be given to looked after children and previously looked after children, then children holding a statement of special educational needs EHC Plan (separate process), and then to:

- pupils attending Area 1 primary schools (ranked in order of overall entrance examination mark)
- pupils attending Area 2 primary schools (ranked in order of overall entrance examination mark)
- pupils **not** attending Area 1 or 2 primary schools (ranked in order of overall entrance examination mark).

Where two (or more) pupils have the same ranking, and there are not enough places remaining for them all then the proximity of their home address to the school is considered, those living nearest to school being given priority. This distance is measured using the postal address of the school, in a direct line to the postal address for the child's home. The child's address must be the current one at the time of application – this will normally be the one where the child wakes up for the majority of Monday to Friday mornings.

[Continued on next page]

When the published admission number is reached, pupils will be placed on a waiting list, maintained until the end of December of the admission year. This waiting list will be ranked in the manner indicated above for the allocation of places.

TRANSPORT (YEARS 7-11) ▼ Please also see section 4 of the main booklet.

Parents in any doubt over the distance between home and school for the provision of transport are asked to check with their local Area Education Office. This may be particularly relevant if you live close to a county border.



ATYPICAL ADMISSIONS - THIS 14 -19 SCHOOL IS IN THE BLACKBURN WITH DARWEN BOROUGH COUNCIL AREA

Darwen Aldridge Enterprise Studio

Darwen Aldridge Enterprise Studio

19 - 21 Police Street

Darwen

BB3 1AF

01254 819567

www.daestudio.biz

This is a studio school.

Studio schools are academies for 14 to 19 year olds that offer mainstream academic and vocational qualifications, but teach them in a practical and project-based way.

School Overview

Darwen Aldridge Enterprise Studio is a 13-19 mainstream Studio School located in the centre of Darwen. Pupils can apply to join in Year 9, Year 10 and Year 12.

The capacity of the school is 300 students, with 50 in each of Years 9, 10 and 11, and 150 sixth form places.

If you would like further information or to discuss possible admission to Year 9 or above, please contact Darwen Aldridge Enterprise Studio direct on 01254 819567 or visit their website www.daestudio.biz

Home to School Transport – see also section 4 of the main booklet

If the cost of getting your child from home to school and back is a consideration or concern in making your school preferences, please check the Home to School Transport Policy carefully or discuss your child's possible entitlement with the Area Pupil Access Team.

In September 2020, free school transport will be provided as follows:

General Policy

To qualify for free home to school transport, children of compulsory school age are required to attend the nearest suitable school, where the home to school distance (based on the child's address) using the shortest route is over 2 miles for children up to the age of 8 years. At the start of the academic year, after the child's 8th birthday, a reassessment will take place as children 8 years and over will only qualify for transport assistance if the shortest route is over 3 miles.

For Lancashire families, schools outside of their GPA (Geographical Priority Area) and those in other Local Authorities and districts will be considered when assessing eligibility for assistance for transport to school.

For those pupils attending faith schools, the Council previously granted partial assistance with travel costs if the pupil attended the nearest school of their faith. From September 2018 transport assistance will **only be** available if a pupil attends their nearest school or academy and meets the distance criteria.

Please note; if parents decide to send their child to a school that is not their nearest suitable school, then they will be responsible for the cost of transporting their child to that school/academy.

The basis for payment of travelling expenses

From September 2018, the County Council removed the discretionary element of the Home to School Transport policy and so there is no longer any denominational transport assistance available for new pupils starting at either primary or secondary schools in September 2020, unless the family meet the low income criteria (see below).

(Transport Assistance will still be provided for existing pupils as it has been agreed that the changes in policy are phased-in so that children who started school under one set of transport arrangements continue to benefit from them until they either conclude their education at the school, choose to move to another school or move home address.)

National Extended Rights Policy (Low Income)

If your child does not qualify for transport under the general policy (above), a national policy provides extended rights to children who are eligible for free school meals or whose parents receive the maximum level of Working Tax Credit (WTC) i.e. reduction to the income must be £0.00 on your award notice. This policy provides transport for:

Primary Children – age 8 but under 11 years, transport will be provided to the nearest suitable school where that school is more than 2 miles from the child's home.

Secondary Children – transport to one of the 3 nearest suitable qualifying schools where the school is more than 2 but less than 6 miles from the child's home OR transport to the nearest suitable secondary school preferred because of your religion or belief for children whose parents adhere to that particular faith, if the school is between 2 and 15 miles from home.

Concessionary Travel

If your child is not eligible for free travel you may be able to purchase a season ticket if there are spare places on a school transport service. Please contact the School Traveline for advice on 0300 123 6738.

In some cases it may be more cost effective for your child to travel on a public bus service and purchase a discounted period travel ticket direct from the bus operator.

You are strongly advised to visit our website for up to date information on the provision of any home to school transport or contact the Area Pupil Access Team (see contact details on page 1 for your nearest office).

For full details of the policy and general principles applying to free school transport please see our website www.lancashire.gov.uk/schools



APPLY ONLINE

When you apply online at www.lancashire.gov.uk/schools you will:

- Receive an email acknowledgement when you press the submit button
- Be able to change your application up to the closing date
- Be able to view your offer on the offer date

Please remember to press the 'submit' button each time you view your online application, (even if no changes are made).

For office use

--	--	--	--	--	--	--	--

Apply online OR complete and return this form to your Area Education Office (see website/booklet for address)

Admission to Secondary Schools 2020-21 Application Form

THIS APPLICATION FORM IS FOR COMPLETION BY PARENTS RESIDENT IN LANCASHIRE.

Before completing this form all parents are strongly advised to read the secondary school admissions information on the Lancashire County Council webpages at www.lancashire.gov.uk/schools

If you need advice on how to complete an application please contact your Area Education Office

Part 1 – information about the child

1	Name of child	Surname			Forename(s)			
2	Date of birth	Date	Month	Year	Boy <input type="checkbox"/>	Girl <input type="checkbox"/>	Twin / Triplet <input type="checkbox"/>	(please tick)
3	Primary School					Tel No.		

4	(a) Name of parent(s)/guardian(s)							
	(b) Address							
	Postcode		Tel no					
	Email							
5	Which council charges Council Tax for the address where your child lives?							

6	If the child is not living permanently with the above parent(s) / guardian(s) please give:							
	(a) Name of person child usually lives with							
	(b) Address							
	Postcode		Tel No					
	Date when child started living with person at address in 6(b)							
	<i>If there is a shared parenting arrangement both parents must confirm the details at the outset at question 13 (part 2) of this form (see the secondary admission booklet, Section 2, paragraph H)</i>							

7	Details of siblings who will be attending secondary school on 1 September 2020 (Brothers & sisters, stepchildren, half brothers & sisters, adopted & foster children living with the same family at the same address.)							
	Name	Date of Birth	School	Female <input type="checkbox"/>	Male <input type="checkbox"/>			

PTO

Part 2 – Additional Information					
8	Does the child have a final statement for special needs (EHC Plan)			Yes <input type="checkbox"/>	No <input type="checkbox"/>
Is the child known to an Educational Psychologist?				Yes <input type="checkbox"/>	No <input type="checkbox"/>
9	Do you consider your child to have a disability? <i>If yes, please give description</i>	Yes <input type="checkbox"/>	No <input type="checkbox"/>	Description	
10a	Is the child in care to any local authority?			Yes <input type="checkbox"/>	No <input type="checkbox"/>
10b	Was the child previously in care and now adopted?			Yes <input type="checkbox"/>	No <input type="checkbox"/>
10c	Is there a residence, guardianship or accommodation order?			Yes <input type="checkbox"/>	No <input type="checkbox"/>
Name of relevant Local Authority					
Name of Social Worker					
11	Is the child subject to a private fostering arrangement?			Yes <input type="checkbox"/>	No <input type="checkbox"/>
Contact agency			Tel No		
12	Does a parent / guardian work at any of your school preferences?			Yes <input type="checkbox"/>	No <input type="checkbox"/>
Name			School		
Name			School		
13	Additional information to support your application may be provided here. <i>This can be medical, social or welfare information relating to the pupil and / or the family. Evidence from an appropriate professional (e.g. doctor, health visitor, social worker) can be attached. Please continue on a separate sheet if necessary.</i> Please do not include religious information in this section – see part 3 below *				

Part 3 – Statement of Preferences					
<p>Please state clearly your 3 secondary preferences for the child. All secondary preferences will be considered equally. You are therefore strongly advised to use all 3 preferences and to name 3 different establishments.</p> <p>Where more than one offer would be possible, the school which has an available place and which you have ranked highest priority will become the single offer.</p> <p>Your list of preferences may include schools within or outside of Lancashire. Your preferences may include Community and Voluntary Controlled Schools, Voluntary Aided Schools, Free Schools, Foundation Schools and Academies. Independent / Private Schools must <u>not</u> be included.</p>					
I / We, being the parent(s) / guardian(s) of the child named in part 1, would prefer him/her to be considered for admission to the following secondary schools / academies in priority order:					
First					
Second					
Third					
* Do you have any religious affiliation?		Yes <input type="checkbox"/>	No <input type="checkbox"/>	Is your child baptised Catholic?	
				Yes <input type="checkbox"/>	No <input type="checkbox"/>
If YES you should contact any Voluntary Aided or Foundation School which is included as a preference and obtain their supplementary information form (this is in addition to the formal application process).					

14	Signature (s)				
I / We have read the secondary school information for parents and certify that the information given on this form is correct. The Local Authority reserves the right to verify the information given on this form. Any offer of a place will be on the basis that the information provided is accurate.					
Parent / Carer			Date		
Parent / Carer			Date		
If you apply on a paper form it is your responsibility to ensure that this is submitted to the Local Authority by 31 October 2019. Please ask for a receipt.					

Lancashire County Council is classed as an admissions authority and has a statutory obligation under The School Standards and Framework Act 1998 to collect and process this information.

PRIVACY NOTICE

Pupil Access Team

- part of the School Improvement Service

We are the Team within LCC which co-ordinates school admissions on behalf of the Department of Education (DfE) in accordance with the School Admissions Code which is the statutory Code of Practice.

On behalf of LCC, we are the admission authority for community and voluntary controlled schools.

[For all other schools the Governing Body is the admissions authority. This includes Voluntary Aided Schools, Voluntary Controlled Schools, Foundation Schools, and Academies].

We also deal with Home to School Transport; Free School Meals; Welfare Benefits and Appeals.

Why is this information stored and how is it used?

Lancashire County Council (LCC) collects and processes personal data relating to children and families which have requested our assistance with a service. The information given will assist us to provide the service requested.

Information Collected

Pupil Access Team collects the following information in order to manage and facilitate the service.

- Child's Name
- Date of Birth
- Contact Number
- Address
- Email
- Gender
- Current School
- Parent Guardian details
- Council Tax Area
- Details of siblings at current school
- Known to an Education Psychologist
- Disability
- Known to a local authority
- Adoption status
- Social Care status
- Social worker data
- Fostering arrangement

How will the information be shared with schools?

The information will be shared with schools. It will be made available to them through the Schools Portal, on excel spreadsheets and on our database which is called IMPULSE.

What are the legal gateways being used to share the information?

General Data Protection Regulation (GDPR)

Article 9 GDPR – Processing of special categories of personal data

Relevant Legislation that supports the admissions authority processing:

- School Standards and Framework Act 1998:
 - a) The School Admissions (Admission Arrangements and Co-ordination of Admission Arrangements) (England) Regulations 2012;
 - b) The School Admissions (Infant Class Sizes) (England) Regulations 2012;
 - c) The School Admissions (Appeals) (England) Regulations 2012; and
 - d) The School Information (England) Regulations 2008
- Equality Act 2010
- Human Rights Act 1998

How the information will be used

Your information will be used to:

- To ensure children receive a place at school
- To ensure you are considered for the services requested.

What is personal and sensitive information?

Personal information is:

- Information/Data which relates to a living, individual who can be identified from the data or other data/information that Lancashire County Council holds
- This could be single elements or a combination eg names, addresses, occupation, date of birth etc. it could also include opinions about them and intentions towards them.

Sensitive Personal Information/Data is:

- Physical or mental health, racial or ethnic origin, political opinions, trade union membership, sexual life, criminal allegations or record.

Further Information

If you would like more information concerning the Pupil Access Team's processes then email pupilaccess.central@lancashire.gov.uk

Your rights

If you would like to request a copy of the information Lancashire County Council holds on you then please make your request in writing to the Information Governance team.

If at any point you believe the information we process on you is incorrect you can request to see this information and even have it corrected or deleted. Where possible we will seek to comply with your request but we may need to hold or process information in connection with one or more of the Council's legal functions.

You have the right to opt out of Lancashire County Council receiving or holding your personal identifiable information. There are occasions where service providers will have a legal duty to share information, for example for safeguarding or criminal issues. The process for opting out will depend on the specific data is and what programme it relates to.

If you wish to raise a complaint on how we have handled your personal data, you can contact the Information Governance team who will investigate the matter. If you are not satisfied with our response or believe we are processing your personal data not in accordance with the law you can complain to the Information Commissioner's Office ([external link](#)).

Data Protection Officer

If you need to contact the Data Protection Officer their details are:

Paul Bond
Data Protection Officer
Lancashire County Council
PO Box 78
County Hall
Preston
PR1 8XJ
Email: dpo@lancashire.gov.uk

Data Controller

Lancashire County Council is a registered data controller with the Information Commissioner's Office. You can search the register of data controllers ([external link](#)) to find out more about:

- Reasons/purposes for which we process information
- Type/classes of information we process
- Who we process information about
- Who we may share information with

For more details about data protection please refer to the Information Commissioner's Office website ([external link](#)).

Timetable for Lancashire Secondary Admission 2020/21

The arrangements for the transfer of pupils to secondary schools in September 2020 will, as far as possible, conform to the following timetable.

Monday 2 September 2019	Online application system goes live at www.lancashire.gov.uk/schools Please remember to press the "submit" button <i>every time</i> you leave the online system.
Thursday 31 October 2019	National closing date for applications (statutory).
During this period all applications are processed and all preferences are considered against the published admissions policy. Where schools are over-subscribed, decisions are made as to which children should be offered the available places. The Local Authority will liaise and exchange information with all other Admission Authorities including neighbouring Local Authorities. The allocation and offer of a secondary place is finalised.	
Monday 2 March 2020	Offers issued to parents.
Friday 6 March 2020	Return of request for appeal forms/place on reserve (waiting) lists.
Week commencing 9 March 2020	Distribution to parents of appeal forms.
Friday 27 March 2020	Appeal submission deadline* First round of hearings.
By Friday 26 June 2020	Appeals submitted by the deadline* heard by independent appeal panel.
* Appeals which are received after the deadline will be slotted into the schedule where this is possible. There is no guarantee that this will happen and late appeals may be heard after the stipulated date at a second round of hearings. The schedule is subject to change depending upon the availability of appeal panel members, clerks, venues etc.	

**PLEASE NOTE: THE CLOSING DATE FOR APPLICATIONS IS
THURSDAY 31 OCTOBER 2019**

Does your child qualify for Free School Meals?

Are you claiming the free school meals to which you may be entitled?

School meals are nutritious and you could save more than to £380 per year.

Your child's school will also receive over £1000 from the Government for every pupil in the school who is eligible for free school meals. This funding is called 'pupil premium' and can be used by the school to improve pupils' attainment.

Please register your eligibility - even if you don't want to take up the free meals - so that the school can access this extra funding.

To be eligible you must be receiving one of the benefits listed below:

- Universal Credit with a household income of less than £7,400 a year (after tax and not including any benefits you get)
- Income-Based Jobseekers' Allowance
- Income-Related Employment and Support Allowance
- Child Tax Credit, not entitled to Working Tax Credit and household income less than £16,190
- Support under part VI of the Immigration and Asylum Act 1999
- Guarantee element of State Pension Credit
- Income Support
- Working Tax Credit 'run on' – the payment you receive for a further four weeks after you finish work

If you are receiving one of the above benefits, please ring the Area Education Office on 01254 220747. They can do an immediate online check for you.

We only require your name, date of birth and national insurance number to do this.

Please note, you still need to register your child with us even if you have an older child already attending school and receiving free school meals.

When will I hear the outcome of my application?

If you applied online, you can log back into your application on **2 March 2020** to find out the school we have offered your child.

You should also receive an automated email alert on 2 March confirming your school offer.

If you do not receive an email alert, this could be due to a change in email address. Alternatively, your mail server has delayed the delivery of the email or sent it to your spam or junk mail folder.

You can log into the online application system without having received an alert.

If you applied on time using a paper form we will post you an offer letter by second class post on 2 March 2020.

Unfortunately, offer information cannot be given out by phone.

September 2019
Pupil Access Team
School Improvement Service

www.lancashire.gov.uk

Our vision for Education and Children's Services in Lancashire:
*'Children, young people and their families are safe, healthy and
achieve their full potential'*

