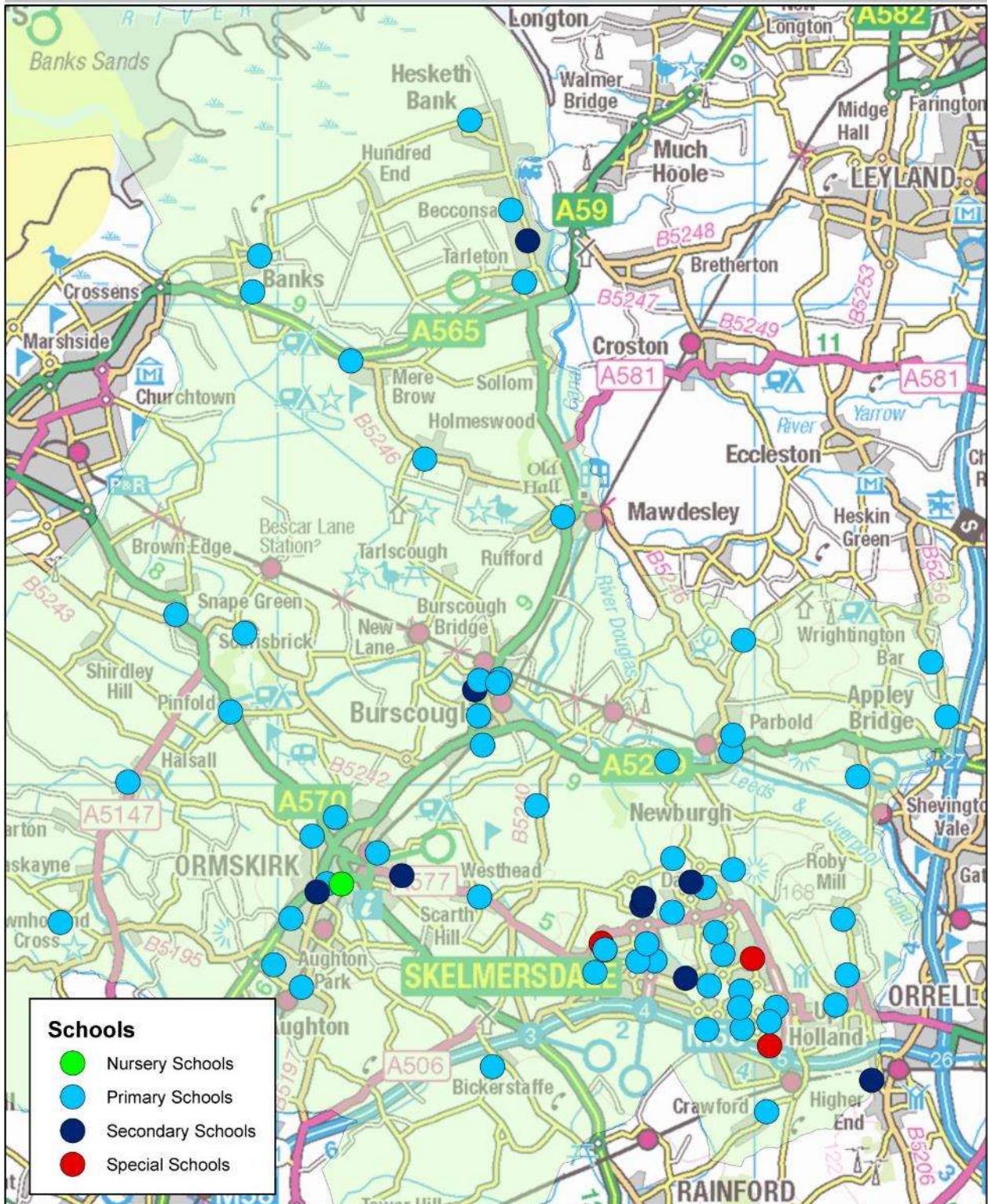


Map scale : 1:1,000,000



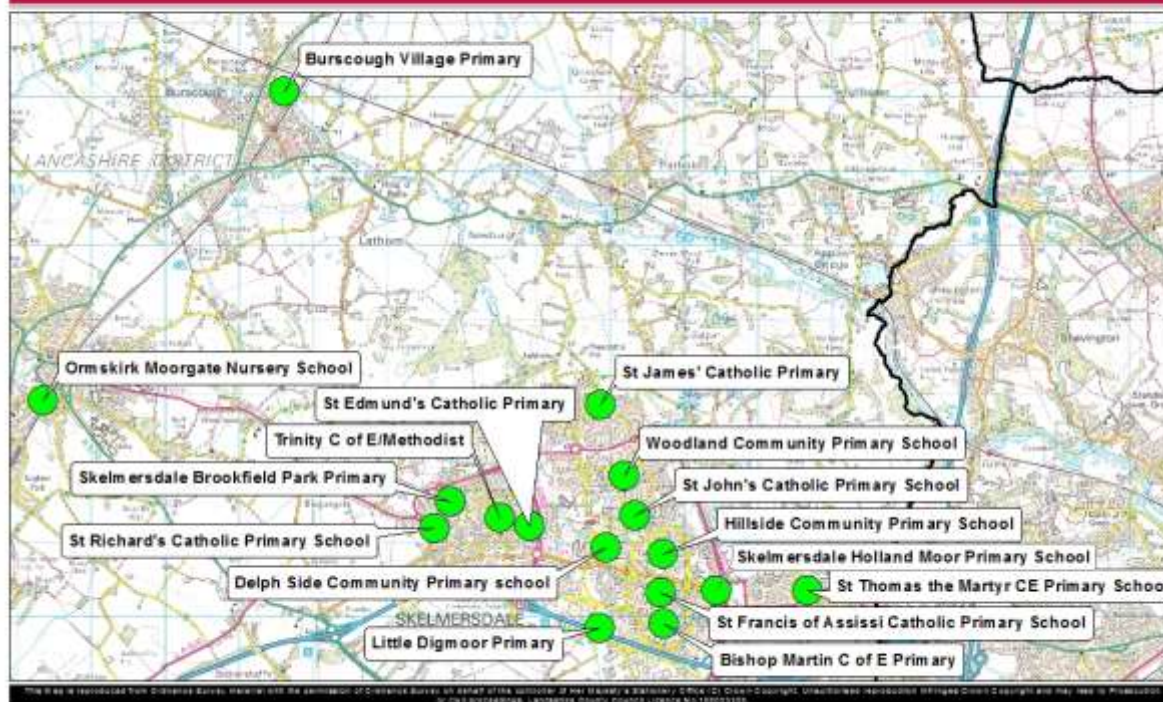
This Map is reproduced from Ordnance Survey material with the permission of Ordnance Survey on behalf of the controller of Her Majesty's Stationery Office (C) Crown Copyright. Unauthorised reproduction infringes Crown Copyright and may lead to Prosecution or civil proceedings. Lancashire County Council Licence No 100023320.

Nursery Schools

West Lancashire



Map scale : 1:54,570



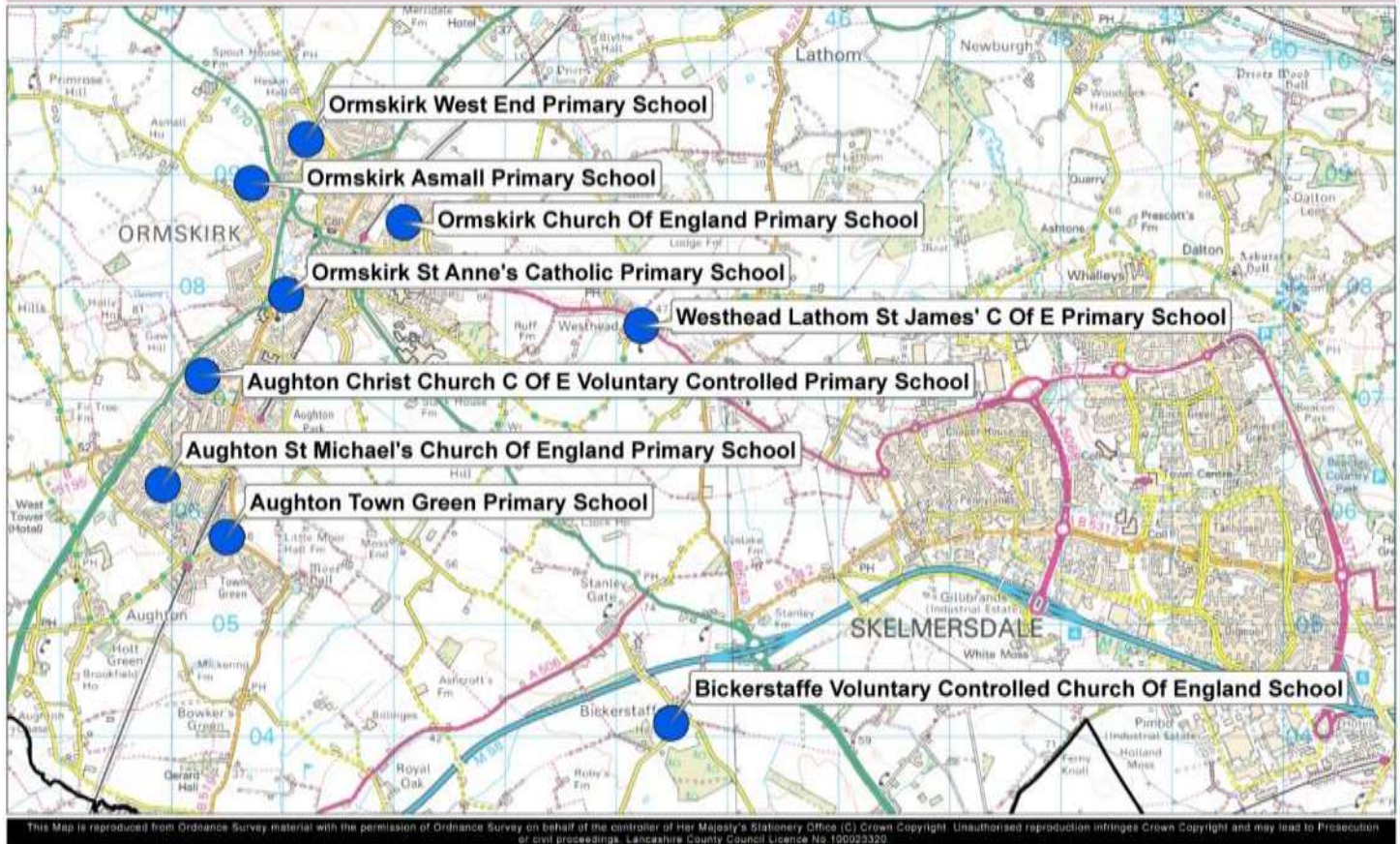
DFE No	School No	School name	Type	LEA Nursery No of Places		Total No on roll Jan 2014	Number of places
				N1	N2		
2695	8016	Burscough Village Primary School	C	4	31	35	26
3804	8031	St Richard's Catholic Primary School.	VA	3	49	52	26
2656	8033	Holland Moor Primary School	C	23	59	82	41
3614	8036	St James' Catholic Primary School. Skelmersdale Trinity Church of England/Methodist Primary School	VA	8	21	29	32 (AM) 26 (FT Equivalent)
3179	8038	Little Digmaoor Primary School	VC	0	48	48	25
2525	8043	Bishop Martin Church of England Primary School	VA	3	6	9	30
3677	8045	Hillside Community Primary School	C	7	24	31	26
2526	8046	St John's Catholic Primary School. Skelmersdale	C	9	25	34	26
3610	8051	Delph Side Community Primary School	VA	7	31	38	26
2552	8054	St Thomas The Martyr Church of England Primary School	C	8	23	31	26 (Full time also available)
3457	8062	Brookfield Park Primary School	VA	0	42	42	30
3995	8078	Woodland Community Primary School	C	3	9	12	26
3996	8079	St Francis of Assisi School	C	8	46	54	26
3998	8080	Ormskirk Moorgate Nursery School	VA	28	18	46	26
1018	8160	Bishop Martin C of E Primary	C	17	47	64	40

Primary Schools

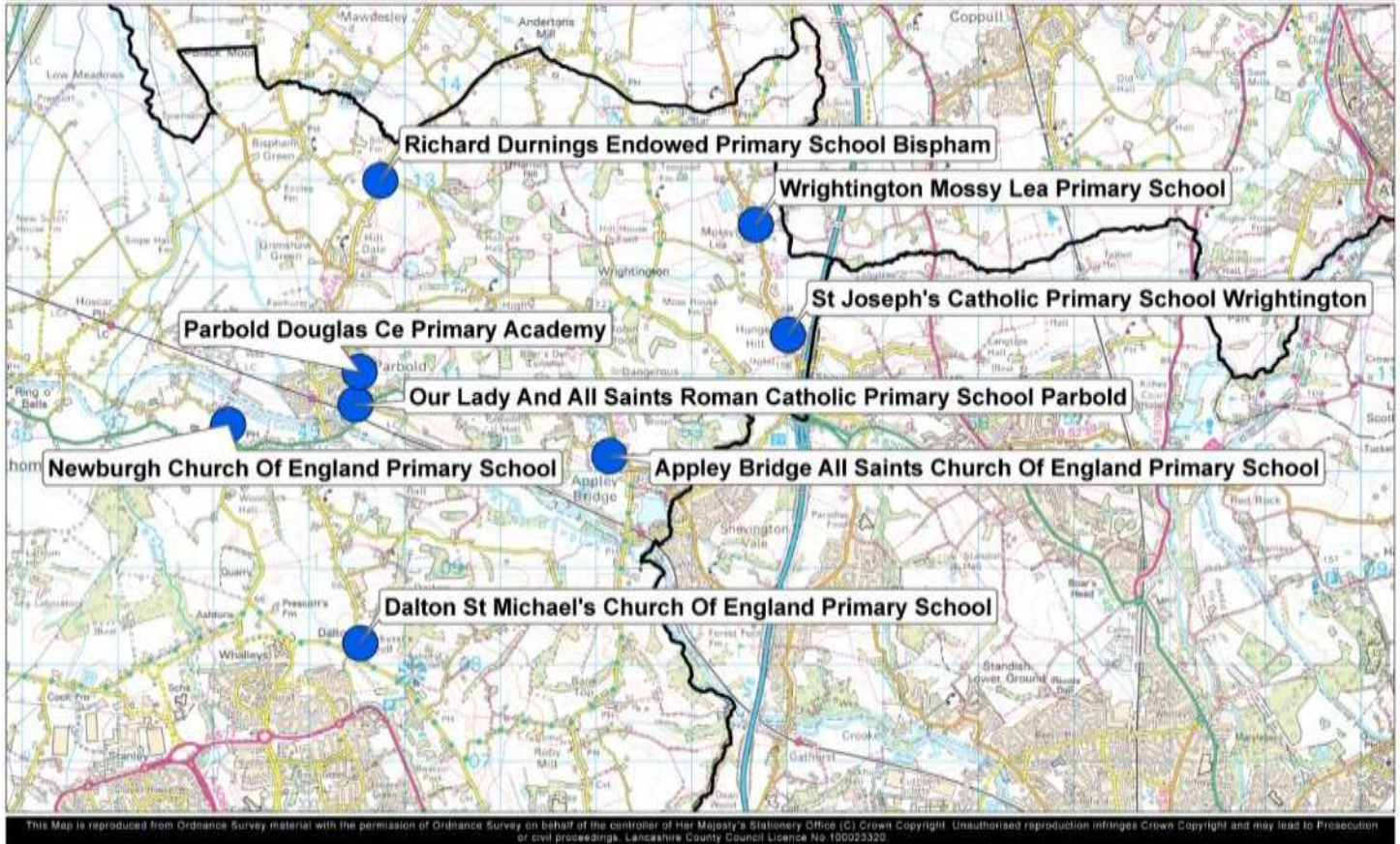
Burscough



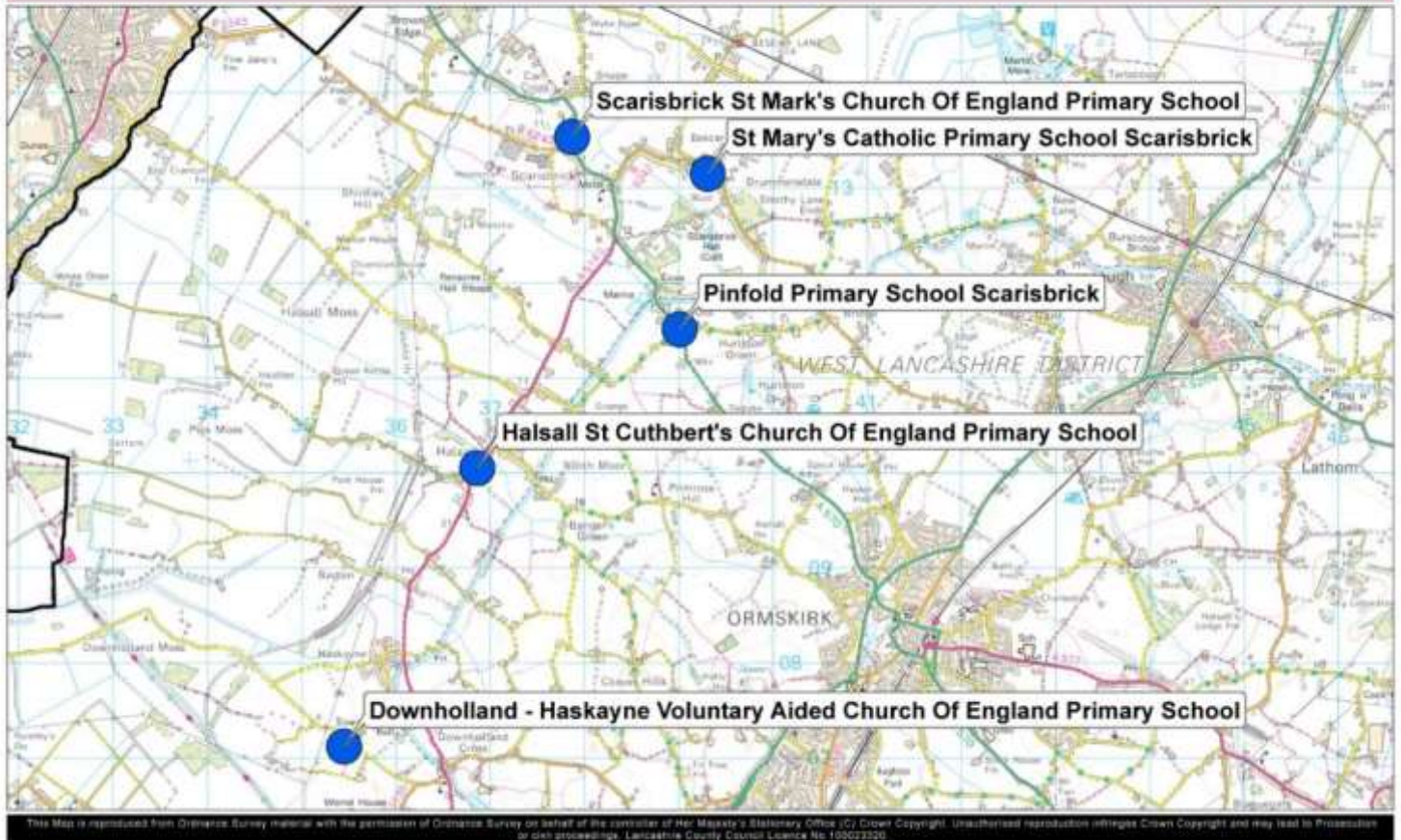
DFE Number	LCC No	School Name	Type	PAN	Number of Children on Roll						Total No on Roll Jan 2014	Net Capacity Jan 2014	% Surplus Places	
					R	1	2	3	4	5				6
3078	08001	Burscough Bridge St John's Church of England Primary School	VC (CE)	30	23	27	26	23	21	22	20	162	209	22%
3146	08002	Burscough Bridge Methodist Voluntary Controlled Primary School	VC (M)	12	10	12	7	5	5	7	5	51	84	39%
3800	08003	St John's Catholic Primary School. Burscough	VA (C)	25	14	12	19	4	14	12	14	89	175	49%
3029	08004	Ormskirk Lathom Park Church of England Primary School	VC (CE)	10	1	1	4	2	4	1	4	17	28	39%
3424	08007	Burscough Lordsgate Township Church of England Primary School	VA (CE)	30	30	28	29	29	26	30	24	196	210	7%
2695	08016	Burscough Village Primary School	Community	30	30	29	30	24	30	30	22	195	195	0%



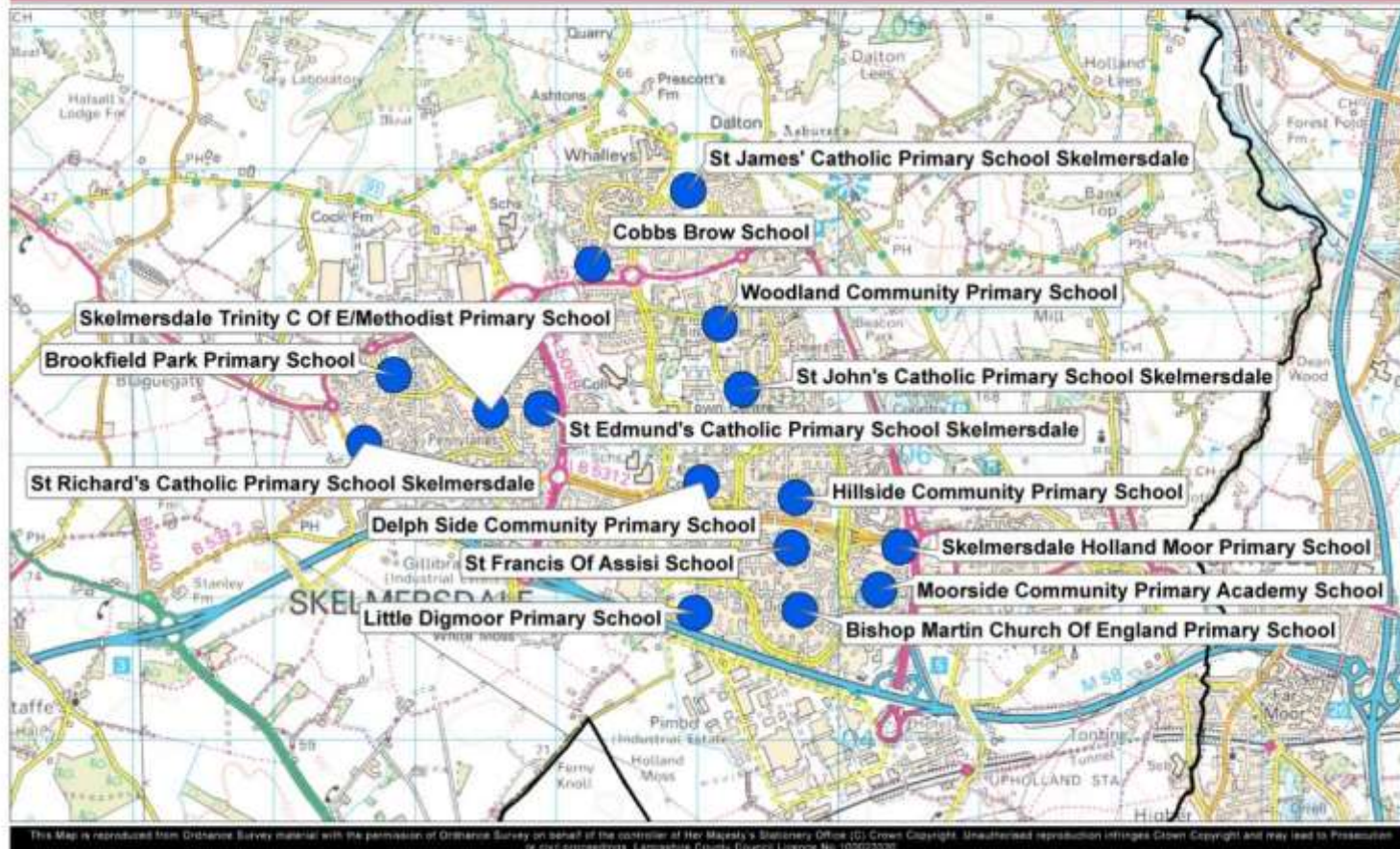
DFE Number	LCC No	School Name	Type	PAN	Number of Children on Roll						Total No on Roll Jan 2014	Net Capacity Jan 2014	% Surplus Places	
					R	1	2	3	4	5				6
3080	08006	Westhead Lathom St James' Church of England Primary School	VC (CE)	12	11	16	10	12	9	9	9	76	105	28%
2597	08009	Ormskirk Asmall Primary School	Community	25	21	22	15	12	18	12	12	112	175	36%
3031	08011	Ormskirk Church of England Primary School	VC (CE)	60	55	53	60	40	57	50	53	368	420	12%
3801	08012	Ormskirk St Anne's Catholic Primary School	VA (C)	60	60	60	60	57	62	61	62	422	452	7%
2415	08014	Ormskirk West End Primary School	Community	30	8	16	25	13	22	11	27	122	210	42%
3087	08018	Bickerstaffe Voluntary Controlled Church of England School	VC (CE)	15	16	15	15	12	15	6	9	88	105	16%
2443	08019	Aughton Town Green Primary School	Community	50	33	50	48	51	51	45	42	320	350	9%
3026	08020	Aughton Christ Church CofE Voluntary Controlled Primary School	VC (CE)	30	30	32	29	31	32	34	29	217	210	-3%
3108	08021	Aughton St Michael's Church of England Primary School	VC (CE)	30	28	30	26	26	31	28	29	198	209	5%



DFE Number	LCC No	School Name	Type	PAN	Number of Children on Roll						Total No on Roll Jan 2014	Net Capacity Jan 2014	% Surplus Places	
					R	1	2	3	4	5				6
3426	08005	Newburgh Church of England Primary School	VA (CE)	17	18	21	14	9	14	14	13	103	119	13%
3185	08024	Richard Durnings Endowed Primary School Bispham	VC	15	10	13	10	7	5	9	5	59	105	44%
2184	08064	Wrightington Mossy Lea Primary School	Community	7	7	6	9	9	7	4	9	51	52	2%
3461	08066	Appley Bridge All Saints Church of England Primary School	VA (CE)	30	23	30	26	25	30	29	25	188	210	10%
3834	08067	St Joseph's Catholic Primary School. Wrightington	VA (C)	20	15	20	16	20	14	15	16	116	140	17%
3831	08069	Our Lady and All Saints Roman Catholic Primary School. Parbold	VA (C)	20	17	16	14	16	8	12	11	94	140	33%
3448	08070	Dalton St Michael's Church of England Primary School	VA (CE)	10	10	7	10	6	11	10	8	62	70	11%
6018	08139	Maharishi Free School	Free	18	17	17	18	18	18	18	18	124	105	-18%
3451	08501	Parbold Douglas Church of England Primary Academy	Academy	35	22	35	33	31	31	16	28	196	245	20%

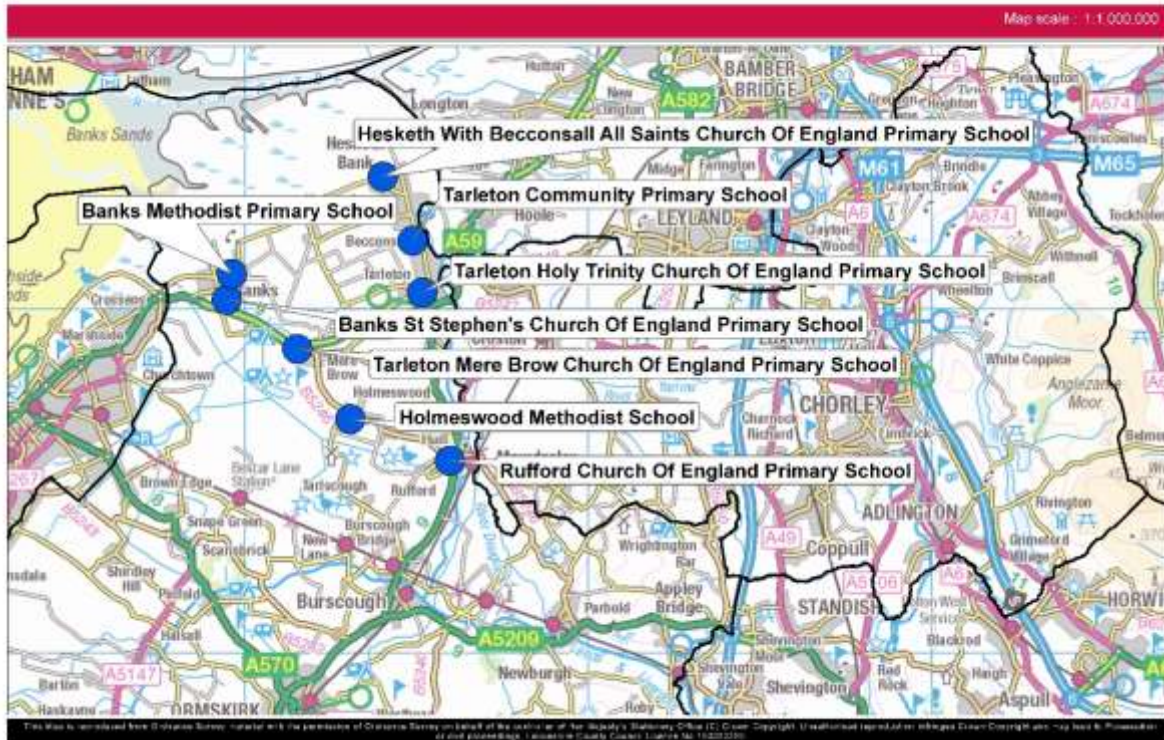


DFE Number	LCC No	School Name	Type	PAN	Number of Children on Roll						Total No on Roll Jan 2014	Net Capacity Jan 2014	% Surplus Places	
					R	1	2	3	4	5				6
3419	08025	Downholland - Haskayne Voluntary Aided CofE Primary School	VA (CE)	45	7	7	4	3	8	6	10	45	52	13%
3420	08026	Halsall St Cuthbert's Church of England Primary School	VA (CE)	20	20	22	21	21	17	27	23	151	140	-8%
3191	08027	Scarisbrick St Mark's Church of England Primary School	VC (CE)	15	6	5	15	5	7	5	14	57	105	46%
3803	08028	St Mary's Catholic Primary School. Scarisbrick	VA (C)	15	15	12	12	13	7	14	15	88	105	16%
2156	08029	Pinfold Primary School. Scarisbrick	Community	7	5	5	2	8	7	10	2	39	51	24%



DFE Number	LCC No	School Name	Type	PAN	Number of Children on Roll						Total No on Roll Jan 2014	Net Capacity Jan 2014	% Surplus Places	
					R	1	2	3	4	5				6
3804	08031	St Richard's Catholic Primary School. Skelmersdale	VA (C)	30	30	30	29	28	30	30	30	207	210	1%
2656	08033	Holland Moor Primary School	Community	60	67	65	69	66	58	45	40	410	445	8%
2696	08034	Cobbs Brow School	Community	40	40	39	39	35	41	42	42	278	284	2%
3614	08036	St James' Catholic Primary School. Skelmersdale	VA (C)	30	16	24	27	20	21	18	20	146	210	30%
3179	08038	Skelmersdale Trinity Church of England/Methodist Primary School	VC (CE & Methodist)	30	30	30	28	30	29	28	34	209	210	0%
2705	08040	Skelmersdale Crow Orchard Primary School	Community	26	23	19	26	21	16	22	25	152	182	16%
2525	08043	Little Digmaor Primary School	Community	20	8	13	9	4	9	15	12	70	140	50%
3677	08045	Bishop Martin Church of England Primary School	VA (CE)	40	30	37	25	31	38	26	19	206	280	26%
2526	08046	Hillside Community Primary School	Community	30	28	25	28	29	32	20	21	183	210	13%
3618	08050	St Edmund's Catholic Primary School. Skelmersdale	VA (C)	21	11	17	11	11	17	17	16	100	147	32%
3610	08051	St John's Catholic Primary School. Skelmersdale	VA (C)	30	30	28	29	30	28	26	28	199	210	5%
2552	08054	Skelmersdale Delph Side Community Primary School	Community	30	29	29	18	19	24	15	30	164	210	22%
3995	08078	Brookfield Park Primary School	Community	30	22	24	20	21	29	26	20	162	207	22%
3996	08079	Woodland Community Primary School	Community	50	45	43	40	46	42	50	46	312	351	11%
3998	08080	St Francis of Assisi School	VA (C)	60	38	35	44	36	38	29	27	247	360	31%

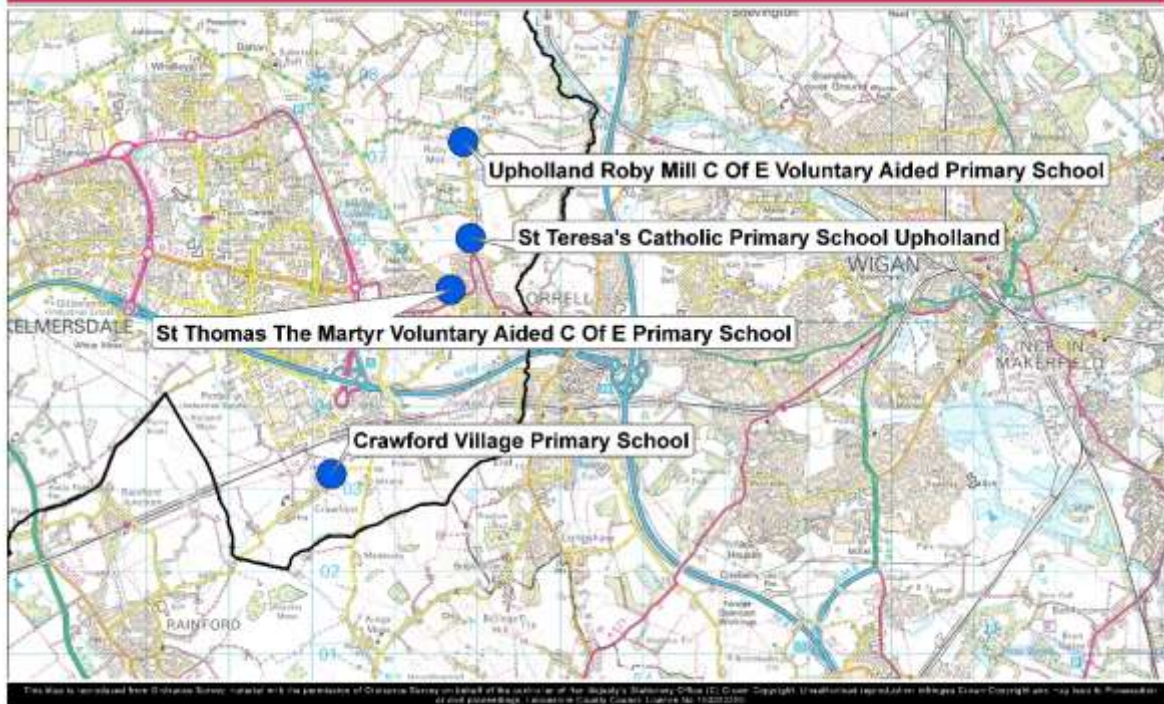
Tarleton, Banks & Rufford



DFE No	LCC No	School Name	Type	PAN	Number of Children on Roll						Total No on Roll Jan 2014	Net Capacity Jan 2014	% Surplus Places	
					R	1	2	3	4	5				6
5206	08022	Rufford Church of England Primary School	VA (CE)	20	17	19	16	21	16	26	10	125	140	11%
3147	08023	Holmeswood Methodist School	VC (M)	6	3	4	6	6	2	7	1	29	52	44%
2059	08071	Tarleton Community Primary School	Comm	60	35	46	52	38	47	52	29	299	330	9%
3592	08072	Tarleton Mere Brow Church of England Primary School	VA (CE)	10	7	8	8	12	10	10	7	62	70	11%
3591	08073	Tarleton Holy Trinity Church of England Primary School	VA (CE)	30	21	19	25	27	19	23	22	156	210	26%
3581	08074	Hesketh with Becconsall All Saints CofE Primary School	VA (CE)	30	15	29	29	30	29	24	33	189	201	6%
3169	08076	Banks Methodist Primary School	VC (M)	10	6	7	6	8	6	6	5	44	70	37%
3098	08077	Banks St Stephen's Church of England Primary School	VC (CE)	30	15	15	18	20	13	29	24	134	201	33%

Upholland & Crawford Village

Map scale: 1:1,000,000



DFE No	LCC No	School Name	Type	PAN	Number of Children on Roll							Total No on Roll Jan 2014	Net Capacity Jan 2014	% Surplus Places
					R	1	2	3	4	5	6			
3833	08060	St Teresa's Catholic Primary School. Up Holland	VA (C)	30	30	30	30	30	29	30	30	209	210	0%
3459	08061	Up Holland Roby Mill CofE Voluntary Aided Primary	VA (CE)	8	4	4	3	3	5	3	8	30	56	46%
3457	08062	St Thomas The Martyr Church of England Primary	VA (CE)	30	29	24	15	17	26	25	8	144	210	31%
2183	08063	Crawford Village Primary	Comm	10	2	5	4	4	6	10	4	35	61	43%

Secondary Schools

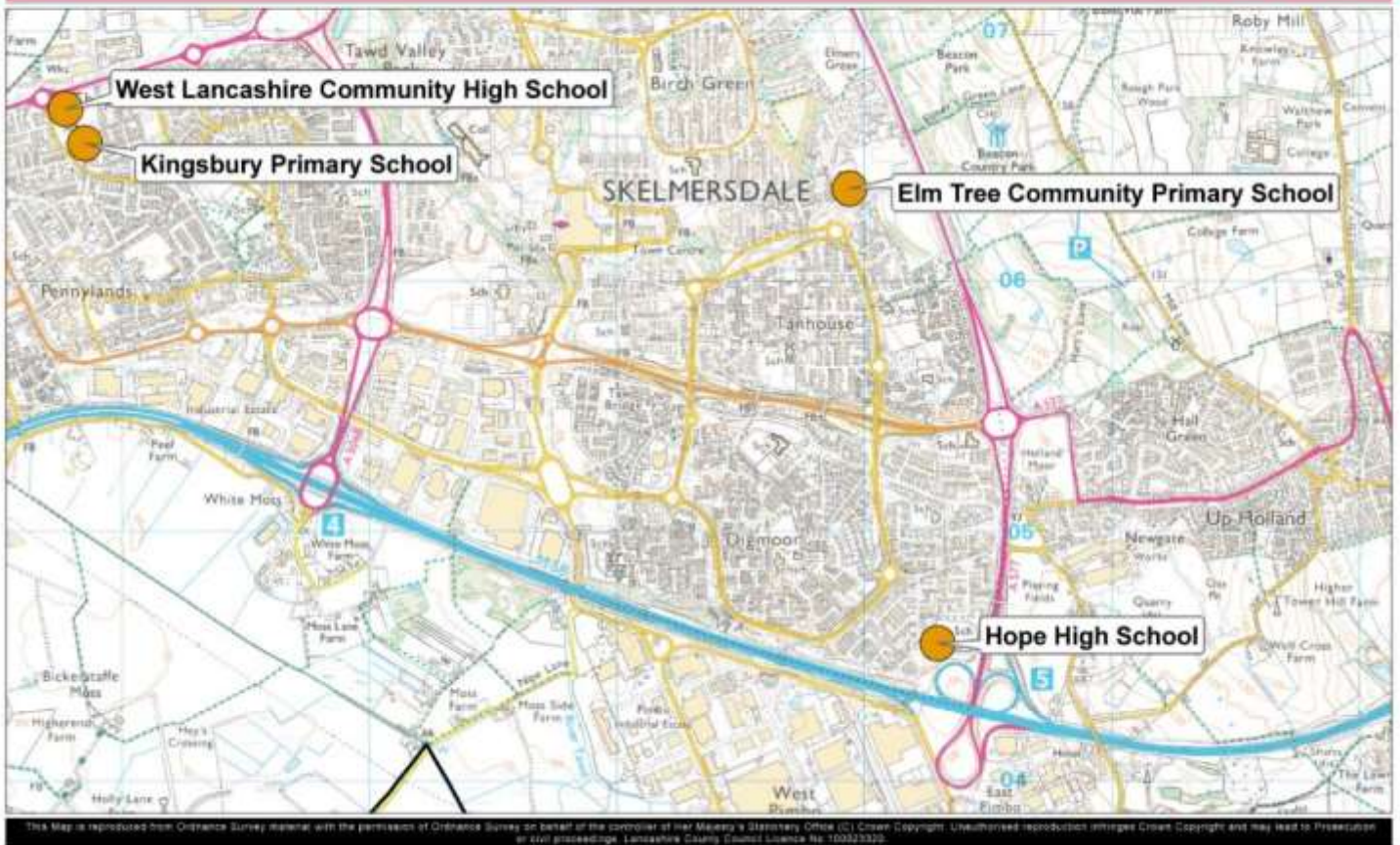
West Lancashire



School Number	School Name	Type	PAN	No of Children on Roll							Total No on Roll Jan 2014	Notional Capacity	Net Capacity Jan 2014	
				7	8	9	10	11	12	13				
08103	St Bede's Catholic High School. Ormskirk	VA (C)	140	140	125	138	134	139				676	699	699
08104	Burscough Priory Science College	Community	154	111	140	150	155	142				698	770	770
08105	Up Holland High School - Specialist Music, Maths & Computing College	Community	180	130	141	116	154	145				686	900	900
08106	Glenburn Sports College	Foundation (Trust)	167	66	88	67	83	81				385	1020	1020
08113	Lathom High School - A Technology College	Foundation (Trust)	160	98	93	138	144	135				608	861	861
08114	Our Lady Queen of Peace Catholic High School Engineering Coll	VA (C)	185	183	153	149	167	156				808	985	985
08115	Ormskirk School	Community	250	249	237	204	235	225	141	90		1150	1290	1575
08139	Maharishi Free School	Free	18	16	13	16	15	15				78	75	75
08502	Tarleton Academy	Academy	150	108	109	131	134	148				630	750	750

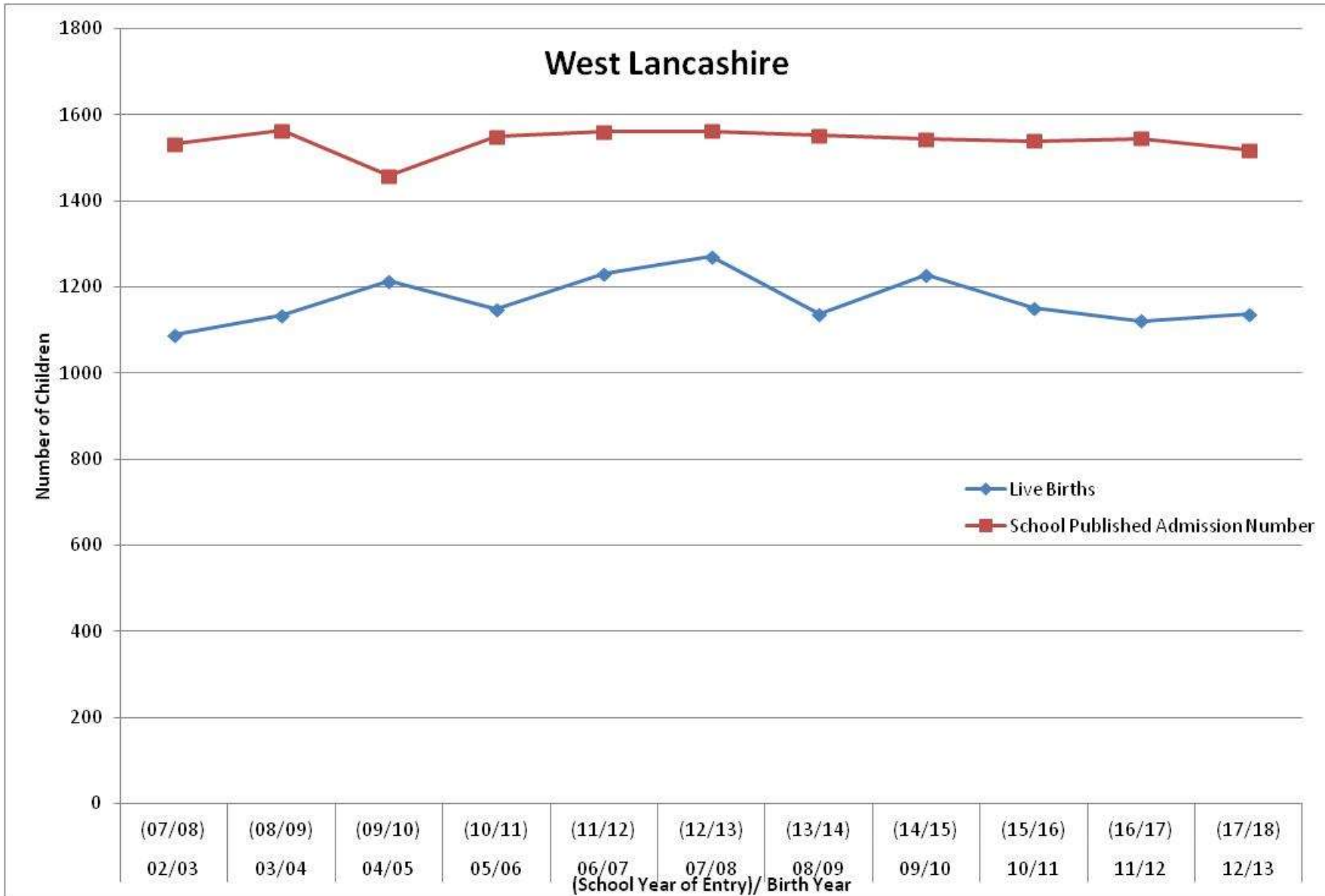
Special Schools

West Lancashire



DfE No	School No	Establishment	Total Number of Children
7104	08135	Hope high School	31
7117	08136	Kingsbury Primary School	53
7116	08137	West Lancashire Community High School	90
7120	08138	Elm Tree Community Primary School	48

Graph Comparing Birth Data against School Places



Birth and Roll Projection Information for West Lancashire

Year of Birth	Total Number of Births that year	Pupils to enter Reception in Year	Historical Average Take-up Rate	Projected Number of Pupils Entering Reception*	September 2014 PAN
09/10	1229	14/15		1278	
10/11	1151	15/16	104%	1197	1529
11/12	1121	16/17		1166	
12/13	1138	17/18		1184	

* The projected number of pupils entering reception does not include increases due to current or future housing developments, which could significantly increase the number of pupils entering the schools.